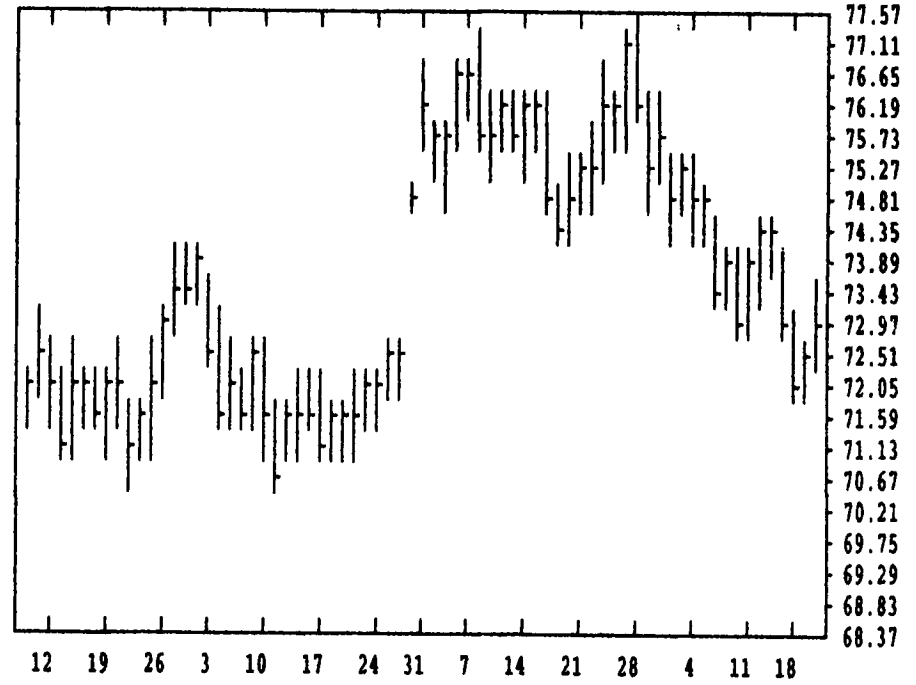
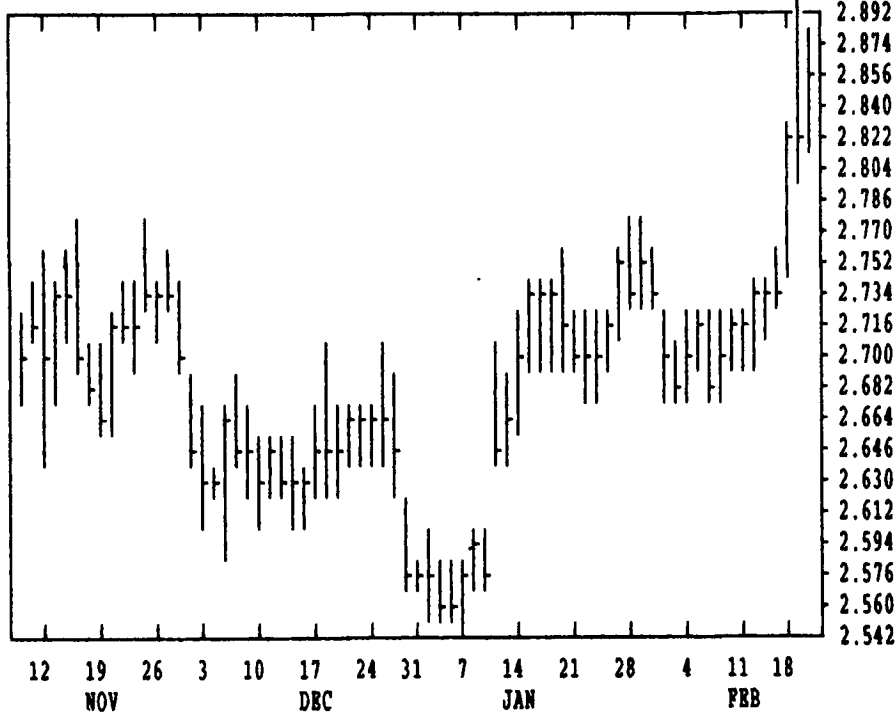


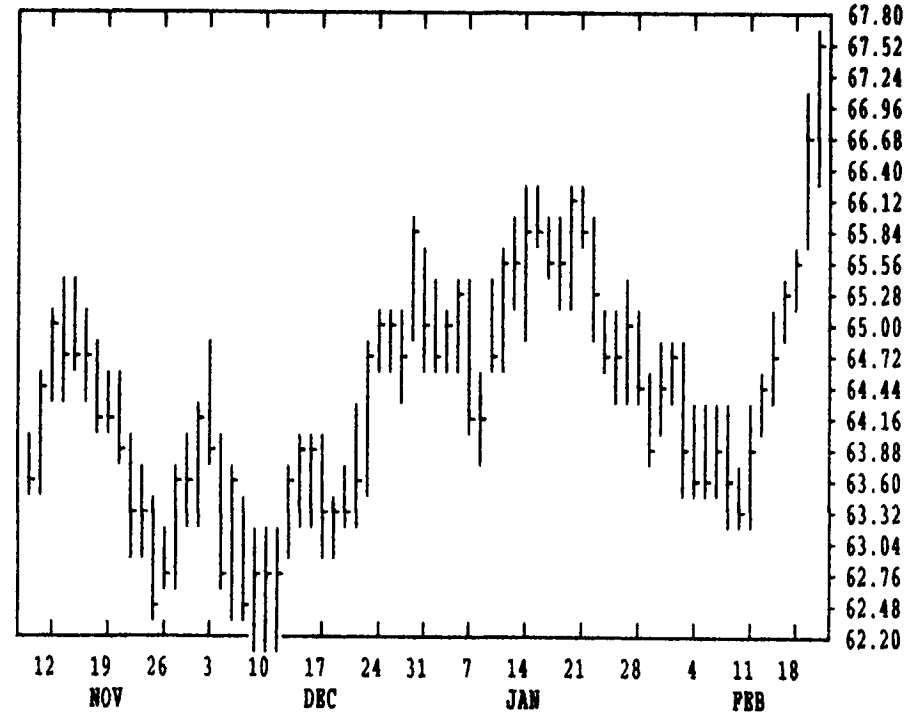
GRAIN, CATTLE AND HOG FUTURES MARKETS

These Markets Published Courtesy Of Data Transmission Network (DTN)
(Closing bids: Thursday, February 20, 1997)

DTN GRAINS 18 CORN MAR 97 CONTRACT HIGH: 3.944 LOW: 2.560

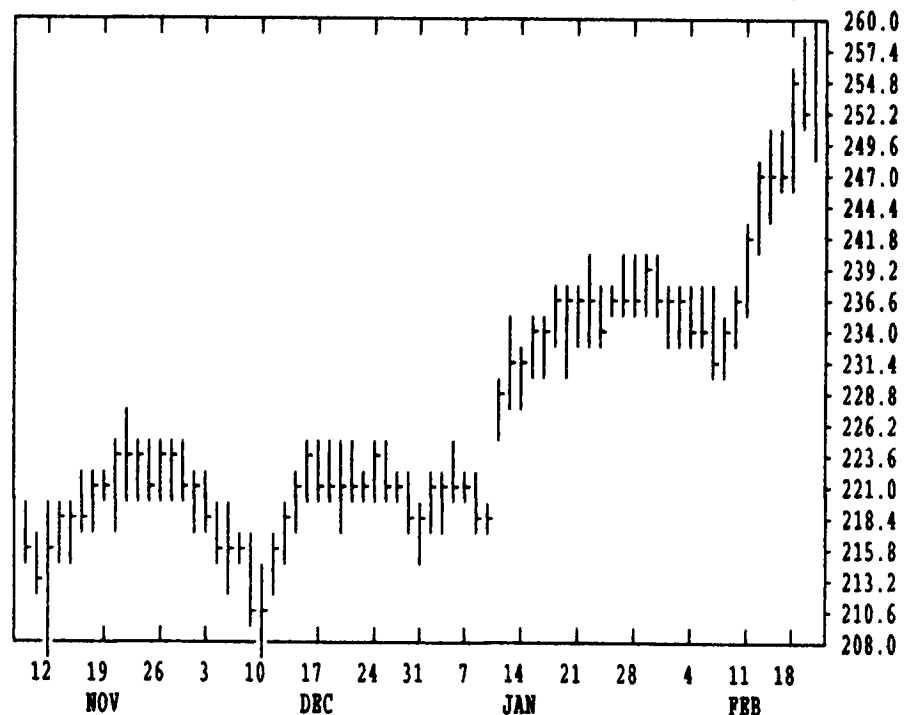


DTN LIVESTOCK 19 CATTLE, LIVE FEB 97 CONTRACT HIGH: 67.67 LOW: 60.15

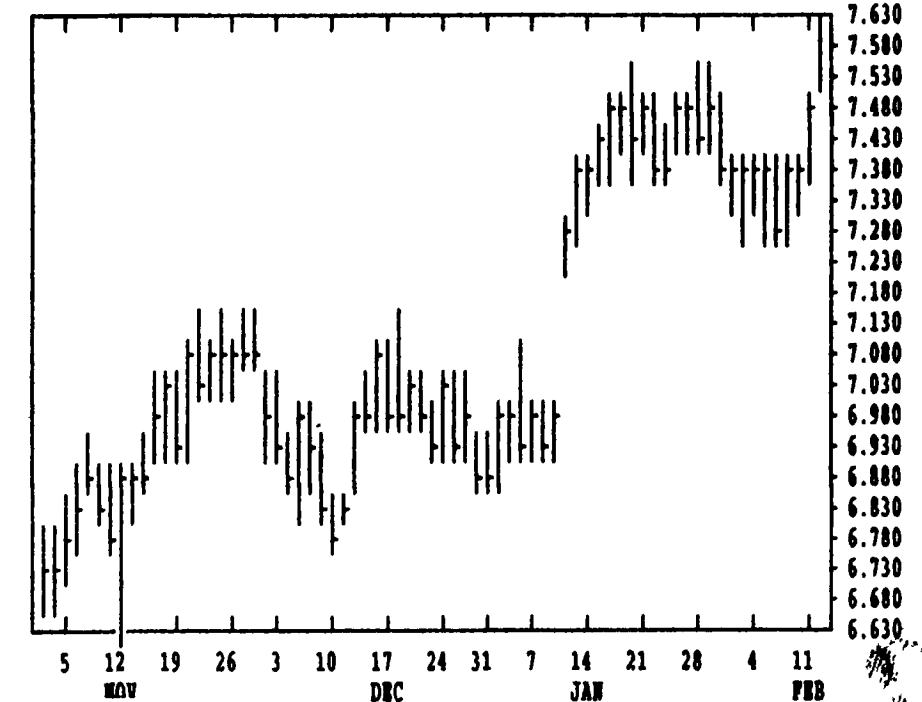


DTN FUTURES 14 02/20/97		TECHNICAL POINTS				SLOW STOCHASTIC				
PRICES ARE DECIMAL		MOVING AVERAGES				RSI'S				
CONTRACT	CLOSE	4-DAY	9-DAY	18-DAY	45-DAY	9DAY	14DAY	30DAY	%K	%D
WHEAT MAR	363.75	361.75	359.31	362.07	377.49	50.3	46.3	43.8	53	60
WHEAT MAY	363.25	360.06	356.97	355.18	362.82	59.5	55.1	49.7	64	68
KCWHT MAR	422.00	419.12	418.53	415.19	412.47	60.3	58.0	53.9	53	44
KCWHT MAY	396.00	390.25	385.00	378.81	377.54	77.0	69.8	58.8	89	84
MNWHT MAR	394.25	390.31	387.89	385.78	387.55	63.7	58.6	52.4	90	78
CORN MAR	287.00	281.81	276.78	274.50	269.18	82.6	75.9	61.0	82	83
CORN MAY	288.50	282.62	276.56	273.53	269.17	84.6	77.0	61.1	84	83
CORN JUL	288.75	281.37	275.08	272.07	269.11	86.7	78.8	61.6	87	84
OATS MAR	174.25	174.94	174.97	166.72	160.74	57.6	58.8	56.4	38	46
BEANS MAR	786.00	774.25	761.61	751.21	730.05	74.0	71.3	64.2	83	83
BEANS MAY	787.00	774.94	761.28	750.71	728.98	75.9	72.8	65.2	85	85
BEANS JUL	786.00	774.44	760.92	750.60	729.08	77.3	73.6	65.2	85	85
MEAL MAR	259.40	254.15	247.41	242.04	232.85	81.0	78.7	75.3	89	88
OIL MAR	24.01	23.83	23.88	23.92	23.88	53.1	49.9	47.8	52	37
CATTLE FEB	67.60	66.32	65.07	64.64	64.84	80.7	72.2	62.2	95	94
CATTLE APR	68.70	67.37	66.46	66.30	66.02	78.0	70.4	62.0	94	91
PCTL MAR	68.20	67.60	67.72	68.38	68.10	51.3	50.6	52.4	45	38
HOGS APR	73.05	72.75	73.45	74.39	74.54	40.6	42.3	47.2	24	23
HOGS JUN	79.05	78.37	78.82	79.50	78.53	49.8	50.5	52.8	42	36
PKBLS FEB	74.85	74.71	76.19	77.33	77.94	41.7	43.3	46.6	21	24

DTN GRAINS 25 SOYBEAN MEAL MAR 97 CONTRACT HIGH: 260.0 LOW: 208.0



DTN GRAINS 23 SOYBEANS MAR 97 CONTRACT HIGH: 8.300 LOW: 6.630



CORN				CHICAGO WHEAT				K.C. WHEAT			
HIGH	LOW	LAST	CHG	HIGH	LOW	LAST	CHG	HIGH	LOW	LAST	CHG
MAR 2880	2826	2870*	+34	MAR 3650	3594	3636*	+42	MAR 4234	4190	4220*	+30
MAY 2896	2836	2884*	+42	MAY 3640	3574	3632*	+64	MAY 3964	3900	3960*	+50
JLY 2900	2826	2886*	+54	JLY 3534	3464	3532*	+62	JLY 3700	3600	3700*	+76
SEP 2830	2762	2816*	+50	SEP 3570	3500	3562*	+62	SEP 3684	3594	3674*	+56
DEC 2814	2746	2806*	+46	DEC 3660	3600	3660*	+50	DEC 3734	3650	3730*	+80
MAR 2862	2810	2856*	+44	MAR 3654	3604	3654*	+50	MINN WHEAT			
MAY 2896	2850	2896*	+50	OATS				MAR 3944	3890	3942*	+26
JLY 2940	2874	2940*	+60	MAR 1774	1740	1742*	-14	MAY 3764	3694	3760*	+50
DEC 2770	2690	2764*	+54	MAY 1636	1604	1620*	+14	JLY 3670	3602	3660*	+56
SOYBEANS				JLY 1622	1580	1610*	+26	SEP 3664	3610	3656*	+56
MAR 7884	7720	7860*	+150	SEP 1622	1590	1620*	+30	DEC 3700	3660	3700*	+60
MAY 7890	7734	7870*	+142	SOYBEAN MEAL				SOYBEAN OIL			
JLY 7880	7740	7860*	+132	MAR 2600	2496	2594*	+60	MAR 2406	2362	2401*	+29
AUG 7810	7680	7796*	+116	MAY 2535	2482	2528*	+49	MAY 2448	2400	2444*	+33
SEP 7400	7340	7394*	+66	JLY 2499	2450	2489*	+42	JLY 2485	2440	2481*	+30
NOV 7080	7020	7074*	+42	AUG 2460	2413	2447*	+34	AUG 2500	2460	2493*	+27
JAN 7140	7064	7140*	+50	SEP 2375	2335	2372*	+34	SEP 2515	2482	2505*	+27
MAR 7170	7150	7170*	+32	OCT 2245	2215	2237*	+32	OCT 2525	2495	2517*	+19
JLY 7170	7170	7170*	+30	DEC 2210	2180	2205*	+21	DEC 2546	2512	2546*	+25
NOV 6700	6680	6700*	+20	JAN 2200	2200	2200*	+13	JAN 2555	2555	2555*	+22

LIVE CATTLE				FEEDER CATTLE				LEAN HOGS			
HIGH	LOW	LAST	CHG	HIGH	LOW	LAST	CHG	HIGH	LOW	LAST	CHG
FEB 6767	6660	6760*	+85	MAR 6845	6747	6820*	+70	APR 7335	7240	7305*	+35
APR 6880	6772	6870*	+92	APR 6937	6860	6935*	+75	JUN 7920	7820	7905*	+55
JUN 6500	6430	6487*	+55	MAY 7110	7035	7097*	+65	JLY 7760	7670	7742*	+52
AUG 6435	6372	6432*	+57	AUG 7460	7390	7440*	+50	AUG 7432	7335	7390*	-7
OCT 6805	6750	6800*	+52	SEP 7495	7425	7452*	+40	OCT 6740	6660	6682*	-7
DEC 7007	6965	6997*	+32	OCT 7565	7505	7530*	+37	DEC 6517	6440	6460*	-15
FEB 7150	7090	7122*	+32	NOV 7702	7650	7655*	+20	FEB 6440	6415	6417*	-2
APR				JAN 7885	7840	7860*	+35	APR 6080	6080	6080*	+2
SWISS FRANC				MIDAM LIVE HOGS				PORK BELLIES			
MAR 6804	6750	6790*	+37	FEB 5260	5210	5230*	-30	FEB 7527	7360	7485*	+22
JUN 6867	6814	6853*	+37	APR 5215	5160	5200*	+30	MAR 7560	7390	7525*	+50
SEP 6925	6885	6920*	+38	JUN 5650	5580	5640*	+35	MAY 7660	7485	7575*	+25