

# NAMARA

## SUBARU

LANCASTER, PA  
(800) 753-3125

# DIESEL LAND

### USED TRUCKS & CARS

- 1995 Chevy Suburban... **ALL THIS FOR ONLY \$28,900**
- 1996 GMC 2500... \$27,995
- Just Traded! 1995 Ford F350... **Must See!**
- 1995 Ford F350... \$28,900
- 1995 Ford F250... \$19,900
- 1993 Dodge D250... \$18,900
- 1993 Dodge D150... \$15,900
- 1993 Dodge D250... \$18,900
- 1992 Dodge D250... \$17,900
- 1992 Chevy... \$15,900
- 1991 Chevy 1500... \$13,900
- 1989 Ford F150, XLT, 4x4... \$11,900
- 1988 Ford F250, 4x4... \$9,900
- 1986 Toyota... \$4,995
- 1985 Ford F250 XLT... \$6,995

**REWARD: Cash paid for any diesel 4x4  
Before you trade, call me about your truck. Ask  
For Dennis McNamara, 1 (800) 753-3123**

**Chelsea PTO plus mounted heavy duty hyd. pump, air operated w/ leathering valve and tower, rebuilt w/new shaft. 610-932-8886 8am-8pm.**


**Complete wetline, Chelsea Dana pump, commercial shearing, PTO control, 50 gallon aluminum tank, cab, controls. Ready to go. \$500 OBO. 717-824-4842**

**Stainless steel bulk milk trailer for storage or re-building, 4800gal, 5800gal, 8500gal. One 22gal truck mount tank. (610)367-2615 or (215)679-3484**

**Tank Trailer, S/S, 6,500 gal. compartments, insulated, good price. (610)369-5512.**

**VW pick up diesel, \$2000/obo. (215)723-0540**

**ALL STEEL REPLACEMENT TRUCK BED**



7'X7'0"W or 8'0"W  
8 1/2' Lx8'0"W or 9'0"W  
10' Lx8'0"W, 12' Lx8'0"W

Also Available in 4'x7' and 4'x8'

5'x8' Starting at \$650  
5'x10' Starting at \$695

UTILITY (TILT OR GATE MODEL) SIZES:  
5'x8', 5'x10' 2000# GVW - 5'x18'  
8'5" x12', 3000# GVW


**WIDER**

UTILITY WITH GATE-SIZES:  
16'x77", 18'x77", 7,000# GVW,  
20'x81" 12,000# GVW

**WIDER**

CAR HAULER TRAILER:  
16'x78" & 18'x78" Includes 5' Beavertail  
7,000 lb. GVW 4' self storing ramps

**\$750.00**

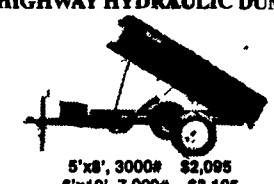


80" Car Dolly

**REDUCED**


**Over 300 Trailers  
In Stock  
Starting At \$475.00  
T-Plates  
DEALERS WANTED**

**HIGHWAY HYDRAULIC DUMP**



5'x8', 3000# \$2,095  
6'x10', 7,000# \$3,195  
6'x10', 10,000# \$3,495  
7'x12', 10,000# \$3,995


**LOW PROFILE DUMP TRAILERS**



6'x10' GVW low profile dump trailers w/ landscape gate


7,000# \$2,495  
10,000# \$2,895

Starting At \$3795 w/4' Adj. Tail



GOOSENECK SIZES: 20'x8" 12,000# or 14,000# GVW, 24'x8" 14,000# GVW


Low Profile construction  
16'x77" & 18'x77"  
10,000 # GVW




DECK-OVER CONSTRUCTION  
20'x8" w/Tail 10,000# GVW \$3,195

**KUTZ FARM EQUIPMENT, INC.**  
Pine Grove, PA (717) 345-4882


8 AM-5 PM Monday To Friday  
8 AM-12 Saturday Or By Appointment



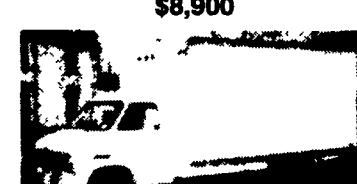
**1993 PLYMOUTH GRAND VOYAGER**  
SE, 3.3L V6, AT/OD, AC, ABS, Airbag, PW, PDL, Tilt, Cruise, Cass, 7 Pass, Privacy Glass, Teal Blue, 99,000 Miles  
**\$8,900**




**1990 FORD F150 XLT**  
Lariat Ext Cab, 5.0L FI V8, AT/OD, AC, PS, PB, Tilt, Cruise, PW, PDL, AM-FM Cass., Dual Tanks, Blue/Tan, 108,000 Mi.  
**\$8,900**




**1992 CHEVROLET K1500 SILVERADO**  
Sportside, 5.7L V8, AT/OD, AC, PW, PDL, Tilt, Cruise, Bucket Seats, Alum Wheels, Red, 85,000 Mi.  
**\$14,900**




**1993 GMC 3500 HI-CUBE VAN**  
6.2L Diesel Engine, AT/OD, AC, PS, PB, 14 Ft Alum. Box, White, 144,000 Miles  
**\$9,800**



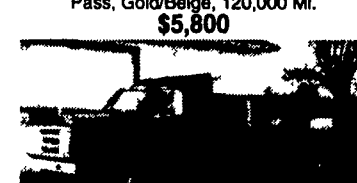
**1988 CHEVROLET C30 BOX TK**  
12 Ft Box, Liftgate, V8, AT, AC, 10,000 GVWR, 11,000 Mi  
**\$8,900**



**1988 DODGE RAM 250 LE**  
5.2L V8, AT, AC, PS, PB, AM-FM, 8 Pass, Gold/Beige, 120,000 Mi.  
**\$5,800**



**1987 DODGE RAM 250 LE**  
5.2L V8, AT, AC, PW, PDL, Tilt, Cruise, 8 Pass, Privacy Glass, Turquoise Blue, 124,000 Mi  
**\$3,900**




**1974 DODGE 600**  
17 ft Flat Bed, V8, 4 Spd, 24,000 GVWR, Excellent Cond.  
**\$5,900**

**FINANCING AVAILABLE**

93 CHEVY BEAUVILLE, V8, Loaded.....\$10,500	88 GMC C1500 Sierra PU TK.....\$2,950
91 DODGE CARAVAN, 7 Pass.....\$5,800	87 MAZDA B2000 PU.....\$3,900
90 CHEV SILVERADO, Short Bed...\$12,500	84 DODGE RAM 250 Royal SE.....\$5,900
90 FORD E250 Cargo Van Maxd.....\$5,995	
89 CHEV BEAUVILLE.....\$5,995	

**ALSO MANY MORE CARS, TRUCKS & VANS**





## PINE TREE MOTORS

Rt. 322 & Clearview Road, Clay  
Lancaster Co., PA  
717-738-2242


# KEYSTONE PETERBILT

1467 Manheim Pike • Lancaster, PA 17604  
717 299-6630 • 800 243-2458





**1986 GMC Bridgadore** - Eng. 671T, 277 HD, Runs But Needs Worked, RT11609A 9 Speed Direct; 23,000# Single Axle 3.73 Ratio; Cab & Tires in Good Cond. **\$2,750 or OBO**



**1988 Kenworth T600-42** 3406-400 Eng. 9-Speed. Trans. 40,000 R Axle, KW8 Bag Susp.

### USED TRUCK INVENTORY

YEAR	MAKE	MODEL	ENGINE	TRANS.	R AXLE	SUSP
1994	Peterbilt	379-/5300 gal. tank	3406-350	RT014708LL	46,000 w/pusher	Air Trac
1993	Peterbilt	379-119 63" HI	S60-425	RTX14710C	DS402-3.90	Air Leaf
1989	Peterbilt	379-119-48"	3406B-435		13 spd. OD	Air Leaf
1990	Peterbilt	379	S60-425	9-Spd OD	40,000	Air Leaf
1990	Peterbilt	379-119 48" Sleeper	3406B-400	RT014613	40,000	Air Leaf
1990	Peterbilt	377 Low 48" Sleeper	3406-350		13 spd. OD	Air Trac
1991	Peterbilt	375 Low 48" Sleeper	3176-325	9-spd OD		Air Leaf
1994	Int.	8200	3176-350	10 spd.	40,000	Air Ride
1991	Peterbilt	379-119	S-60-400	RT015715	40,000	Air Leaf
1988	Peterbilt	379-119 48" Low	3406-425	RT015613	DS402-3.90	Air Leaf
1987	Peterbilt	379-127	3406-325 Mech	RT015615	40,000	Air Ride
1988	Peterbilt	378-119-36" SBFA	3406B PEEC 350	RT014609B	DS402-4.11	Low Air
1986	Kenworth	T-600 42" Sleeper	NTC400	9-spd OD	40,000	KW air
1988	Peterbilt	362-90"	3406-400	RT014613	DS402-3.55	Low Air
1986	Peterbilt	90" COE	Cum 350	RTX14609B	DS381-4.11	Air Leaf
1990	F-liner	FLA10464T	3406-310	9-spd.	SQ-100-3.55	Air Ride
1984	Mack	RWS700 Super liner Rest Rite	3406-350	Mack 9 Spd. T2090	Mack 34,000	Camel Back
1983	Kenworth	9000	NTC300	RT11609A	SQ100	Reyco