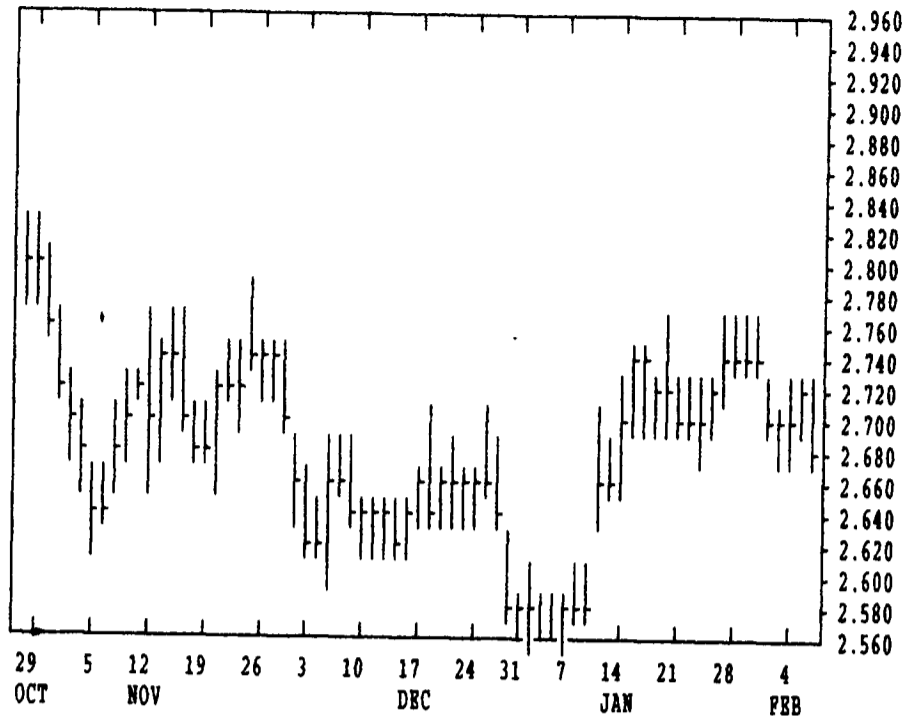


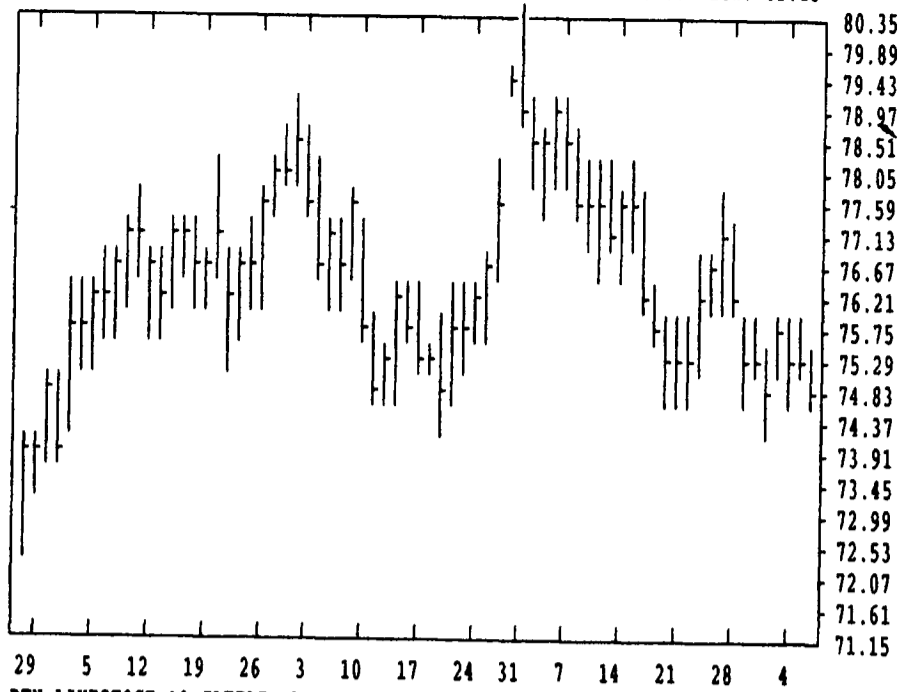
# GRAIN, CATTLE AND HOG FUTURES MARKETS

These Markets Published Courtesy Of Data Transmission Network (DTN)  
(Closing bids: Thursday, February 3, 1997)

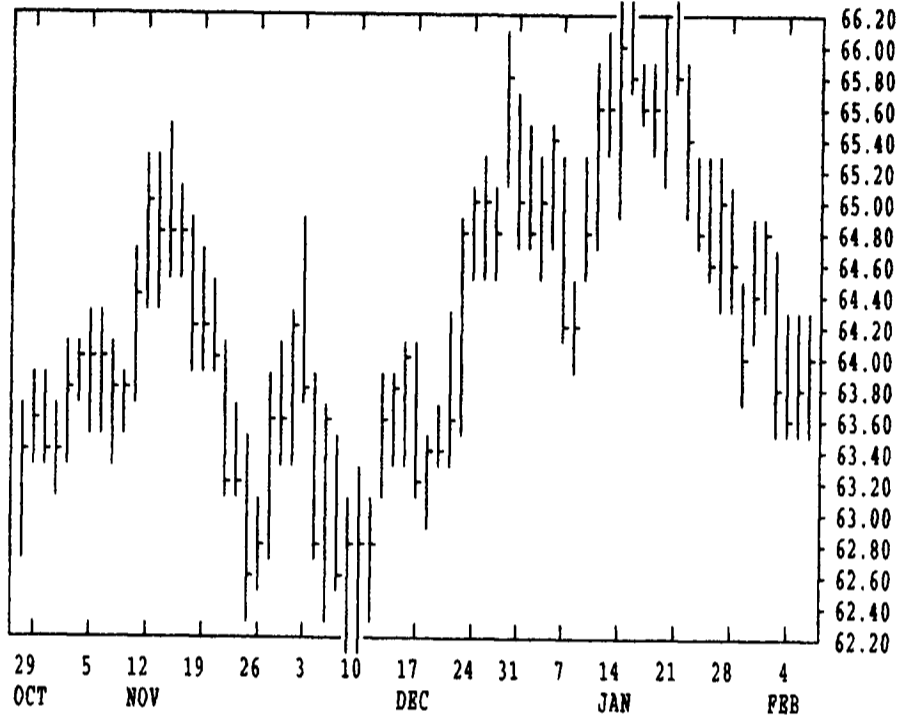
DTN GRAINS 18 CORN MAR 97 CONTRACT HIGH: 3.944 LOW: 2.560



DTN LIVESTOCK 18 LEAN HOGS FEB 97 CONTRACT HIGH: 80.30 LOW: 63.15



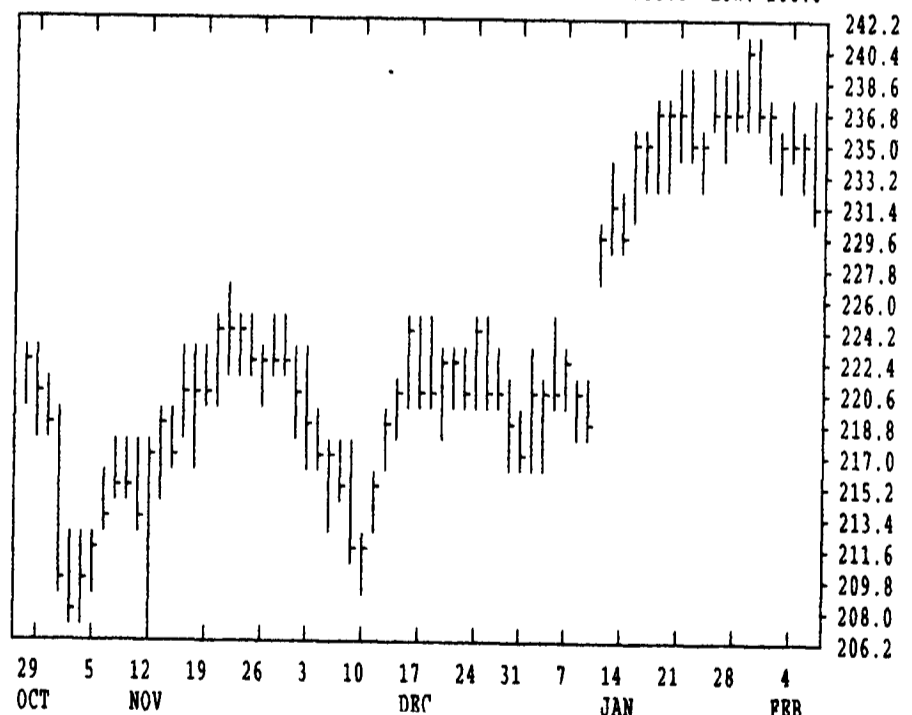
DTN LIVESTOCK 19 CATTLE, LIVE FEB 97 CONTRACT HIGH: 66.25 LOW: 60.15



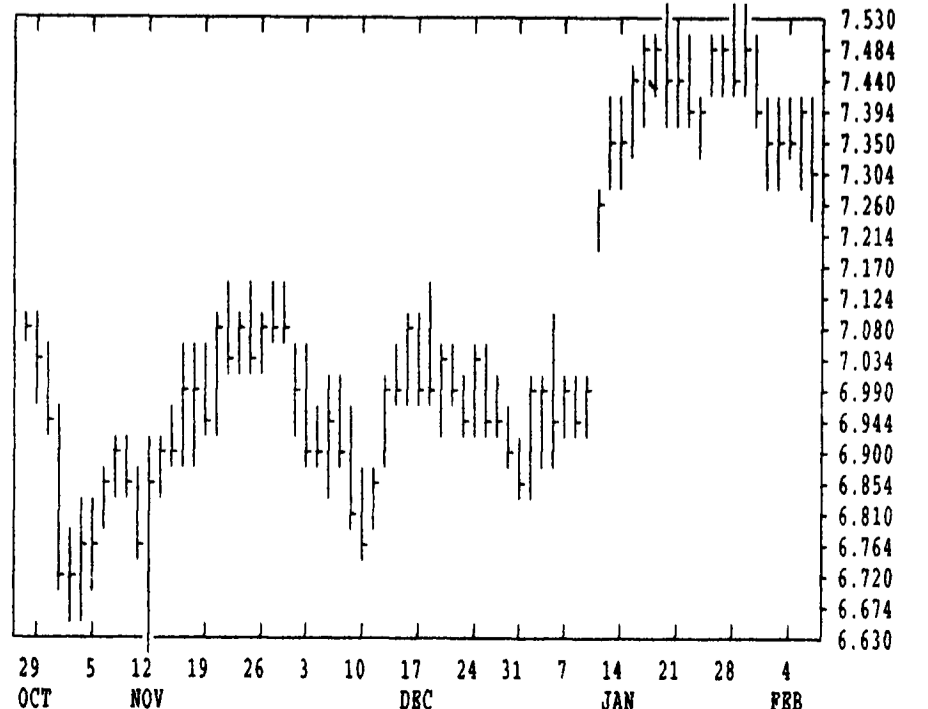
DTN FUTURES 14 02/06/97		TECHNICAL POINTS					SLOW STOCHASTIC			
PRICES ARE DECIMAL		MOVING AVERAGES			RSI'S		5 DAY		20 DAY	
CONTRACT	CLOSE	4-DAY	9-DAY	18-DAY	45-DAY	9DAY	14DAY	30DAY	%K	%D
WHEAT MAR	358.00	359.69	364.83	373.29	381.96	28.4	32.3	38.3	16	17
WHEAT MAY	351.25	350.87	353.39	359.57	362.84	36.6	39.0	42.1	42	33
KCWHY MAR	414.00	410.19	411.86	413.29	408.81	53.7	53.1	51.3	66	45
KCWHY MAY	374.25	372.12	372.61	375.15	374.22	50.7	49.9	48.2	65	45
MNWHY MAR	385.50	382.12	383.67	386.33	386.14	50.7	49.7	48.0	67	45
CORN MAR	268.75	270.31	272.22	272.08	266.71	43.4	47.6	45.6	35	28
CORN MAY	268.00	268.94	270.50	270.75	267.24	45.3	47.5	44.3	45	33
CORN JUL	267.50	268.00	269.06	269.78	267.82	45.9	46.9	42.8	54	40
OATS MAR	160.50	160.12	158.47	157.62	156.63	57.1	55.2	50.2	77	72
BEANS MAR	730.00	735.81	740.81	742.69	716.30	41.2	49.0	52.1	32	31
BEANS MAY	730.00	734.44	740.14	742.31	714.88	42.1	49.6	52.4	30	28
BEANS JUL	731.00	734.50	740.28	742.51	715.13	43.4	50.2	52.5	29	26
MEAL MAR	232.50	235.05	236.67	236.22	227.61	42.5	54.3	62.9	24	29
OIL MAR	23.86	23.88	23.97	24.17	24.32	42.8	45.1	47.3	58	43
CATTLE FEB	63.98	63.82	64.22	64.89	64.47	40.8	43.6	47.4	19	19
CATTLE APR	65.93	65.71	66.15	66.33	65.68	47.5	48.9	50.2	19	22
PCTL MAR	68.68	68.64	69.03	68.97	67.77	48.1	51.6	54.9	16	18
HOGS FEB	75.03	75.43	75.67	76.00	76.63	38.0	40.7	45.4	59	51
HOGS APR	73.70	74.65	75.33	75.44	74.24	33.2	40.5	48.2	20	26
PKBLS FEB	76.32	77.43	78.46	77.50	78.34	39.7	43.8	47.6	14	17

CORN				CHICAGO WHEAT				K.C. WHEAT						
HIGH	LOW	LAST	CHG	HIGH	LOW	LAST	CHG	HIGH	LOW	LAST	CHG			
MAR	2730	2684	2686*	-36	MAR	3652	3570	3580*	-34	MAR	4190	4134	4140*	-14
MAY	2720	2676	2680*	-34	MAY	3544	3500	3512*	-12	MAY	3800	3742	3742*	-36
JUL	2710	2670	2674*	-30	JUL	3430	3384	3394*	-22	JUL	3550	3500	3510*	-34
SEP	2670	2632	2634*	-26	SEP	3450	3424	3434*	-10	SEP	3540	3494	3510*	-34
DEC	2684	2652	2660*	-16	DEC	3560	3510	3526*	-14	DEC	3600	3564	3564*	-14
MAR	2740	2710	2714*	-16	MAR	3540	3524	3524*	+4	MINN WHEAT				
MAY	2754	2740	2742*	-6	OATS				MAR	3896	3840	3854*	-24	
JUL	2800	2780	2786*	-12	MAR	1640	1602	1604*	-26	MAY	3700	3630	3640*	-44
DEC	2620	2600	2606*	-14	MAY	1532	1504	1510*	-14	JUL	3602	3540	3540*	-32
SOYBEANS					JUL	1504	1490	1490*	-10	SEP	3554	3514	3520*	-20
MAR	7410	7290	7300*	-94	SEP	1504	1494	1494*	-14	DEC	3600	3570	3574*	-20
MAY	7400	7294	7300*	-84	SOYBEAN MEAL				SOYBEAN OIL					
JUL	7400	7304	7310*	-76	MAR	2364	2321	2325*	-34	MAR	2408	2381	2386*	-13
AUG	7360	7274	7280*	-72	MAY	2312	2280	2282*	-25	MAY	2445	2420	2426*	-9
SEP	7100	7040	7040*	-52	JUL	2300	2270	2271*	-25	JUL	2480	2457	2464*	-8
NOV	6884	6820	6824*	-42	AUG	2272	2245	2245*	-23	AUG	2494	2473	2478*	-7
JAN	6924	6880	6880*	-44	SEP	2217	2202	2204*	-21	SEP	2505	2485	2491*	-4
MAR	6960	6940	6940*	-30	OCT	2142	2130	2135*	-7	OCT	2520	2505	2513*	-7
JUL	7010	6940	6940*	-40	DEC	2115	2098	2098*	-13	DEC	2550	2530	2538*	-10
NOV	6550	6520	6520*	-30	JAN	2100	2100	2100*	-5	JAN	2545	2545	2545*	-15

DTN GRAINS 25 SOYBEAN MEAL MAR 97 CONTRACT HIGH: 258.0 LOW: 208.0



DTN GRAINS 23 SOYBEANS MAR 97 CONTRACT HIGH: 8.300 LOW: 6.630



LIVE CATTLE				FEEDER CATTLE				LEAN HOGS						
HIGH	LOW	LAST	CHG	HIGH	LOW	LAST	CHG	HIGH	LOW	LAST	CHG			
FEB	6417	6365	6397*	+22	MAR	6875	6810	6867*	+27	FEB	7550	7495	7502*	-47
APR	6605	6525	6592*	+37	APR	6910	6850	6907*	+22	APR	7465	7360	7370*	-110
JUN	6427	6387	6410*	-7	MAY	7017	6965	7002*	-2	JUN	7960	7895	7900*	-65
AUG	6420	6385	6387*	-27	AUG	7352	7302	7335*	-10	JUL	7765	7700	7712*	-62
OCT	6730	6685	6695*	-40	SEP	7395	7335	7350*	-30	AUG	7460	7405	7417*	-57
DEC	6940	6885	6902*	-45	OCT	7450	7400	7430*	-15	OCT	6777	6720	6725*	-62
FEB	7035	6990	7025*	-35	NOV	7560	7505	7525*	-15	DEC	6600	6535	6535*	-45
APR					JAN	7750	7710	7720*	-45	FEB	6500	6475	6480*	-5
SWISS FRANC					MIDAM LIVE HOGS					PORK BELLIES				
MAR	7062	7030	7042*	+8	FEB	5500	5400	5455*	-67	FEB	7722	7615	7632*	-100
JUN	7125	7102	7109*	+9	APR	5410	5310	5320*	-140	MAR	7650	7565	7585*	-60
SEP	7178	7178	7178*	+9	JUN	5775	5730	5750*	-62	MAY	7740	7645	7662*	-52