

USED KUBOTA ENGINES & PARTS FOR SALE

Kubota D1301DA Fits: L305 Tractor	Used Engine No Head
Kubota V1701A Fits: L355 Tractor	Used Engine Complete
Kubota D950-DT Fits: B1750/B20 Tractor	Used Engine, Parts Good Head, Bad Block
Kubota D850-LA Fits: B6200 Tractor	Used Engine Complete
Kubota D950-FM Fits: F2000, F2100	Used Engine Complete
Kubota D1105-F Fits: F2400, FZ2400	Used Engine Complete

PARTS TRACTORS:

F2000 & F2400 In For Parts
B6200 In For Parts

Call Ann At
NICARRY EQUIPMENT
610-926-2441

At Last...

...a Boom Sprayer for multi-crop produce farmer that is affordable and will do the job from sweet corn to melon crops.



With features like...

- 24 ft. one-side boom that allows for 50ft. coverage between drive rows.
- Easy boom height adjustment from 2ft to 7 1/2 ft for sweet corn.
- Hydraulic leveling on the go allows uniform boom height from the crop.
- 280 PSI, 28 GPM 3 diaphragm pump with power shaft for quick hookup.
- Adjustable wheel spacing and tongue height
- Rubber mounted boom to absorb shock


With the high cost of chemicals, the right Sprayer is needed

Order Early, Supply Limited

We are now a dealer for
John Blue Pumps
280 psi 28 GPM
3 diaphragm
special \$425!

Call 6-9 AM or 6-9 PM
PENNS CREEK WELDING & MFG.
(717) 837-1197

You Can Beat Down Equipment Costs... The #1 CHOICE



450

600 Lb. Rated Operating Capacity
16.5 HP @ 3000 rpm
Air-Cooled Gas


CALL FOR SPECIAL PRICE!

GRUMELLI'S FARM SERVICE, INC.
929 ROBERT FULTON HWY.
QUARRYVILLE, PA 17566

MELROE 717-786-7318

FARMHAND[®] 2 AND 22 LOADERS

BUILT TO TAKE THE WORK YOU CAN DISH OUT!



When you need a capable hand, pick either a FARMHAND 2 or 22 Loader



FARMHAND[®]
4830 River Green Parkway
Duluth, Georgia 30136

Lebanon Valley Implement Co., Inc.
700 E. Linden Street, Richland, PA 17087
717-866-7518

FARMHAND 2 and 22 Loaders

- Universal mountings adapt these workhorses to over 400 tractor models built since 1950 from 30-120 hp.
- Industrial style tilt cylinder and bucket design provides fast and powerful lifting and loading.
- Both models are ideal for low GPM hydraulic pumps.

JOHN DEERE

TRACTORS

JD 4640 cab, duals	CALL
JD 4440 w/cab	\$21,000
JD 4440 4 post roll guard & PS	\$20,000
JD 4240 fender tractor, 2-post roll guard, syncro range, 3800 hrs	\$14,500
JD 4230 4-post roll guard	\$15,000
IH 656 diesel, WF, row crop	\$5,500
JD 770 MFWD w/60" Mower	\$13,000
JD 2020 gas	\$7,000
JD 2240 w/Loader	\$14,500
JD 435 Detroit diesel	\$4,500
JD 250 NF	\$3,500
JD 1050 MFWD, 310 hrs	\$13,000

COMBINES

JD 9600 2WD, 1990	\$79,500
JD 9500, 2WD, 1994, 950 hrs	\$95,000
JD 9500, 2WD, 1993, 1300 hrs	\$85,000
JD 6620 2WD	CALL
JD 218 Flex Head	CALL
JD 213 Flex Head, Completely Reconditioned	\$6,500

SKID LOADERS

NH L425 gas	\$6,000
JD 125 diesel	\$7,500
NH L553 diesel, new bucket	\$9,500
Case 1845C diesel, 2 buckets	\$12,000

FORAGE EQUIPMENT

JD 3RN Corn Head	\$5,000
JD 7' Pickup Head	\$2,400
JD 3970 Pull-Type Chopper Less Heads	
Spout-Trak, Iron-Gard	\$21,000
JD 714 Forage Wagon	\$4,500
JD 716A Forage Wagons	\$7,500
JD 125 Forage Wagon	\$1,800
JD 3RN Corn Chopper Head	\$4,000

CORN/SOYBEAN PLANTERS

Kinze Double Frame 11R Corn Soybean Planter	\$17,500
JD 7240 11 Row Planter	\$25,000

GRAIN DRILLS

JD 750 no-till drill, 10'	\$18,000
JD 750 no-till drill, 10'	\$19,000
JD 750 no-till drill, 15', like new	\$27,500
JD 750 No-till Drill, 15' 11L Tires Caster Wheel Hitch, Grass	\$18,000
JD 8200 conventional drill, single disc, 14x7	\$1,650
JD FBB Conventional Drill Single Disk 17x7 Grass	\$1,000

TILLAGE EQUIPMENT

Brillion 22 X-Fold Roller	\$7,000
JD 915 V-ripper, 5 spring reset standards w/ coulters	\$6,750
JD F125 4x16 Mounted Plow, No Coulters, New Shares, Shins, Sides	\$1,650
JD 635 Disc Harrow, 22'	\$12,000
IH 550, 5b Plow	\$1,000

HAY EQUIPMENT

JD 1209 Mo-Co	\$2,750
NH 1495 SP mower conditioner 12'	\$7,500
NH 492 mower conditioner, excellent cond	\$8,500
NH 489 Mower Conditioner	\$3,000
JD 330 Round Baler	\$7,500
JD 347 Square Baler w/30 Ejector	\$7,500
JD 347 Square Baler w/40 Ejector	\$8,500
Ford 532 Square Baler	\$650
JD 337 Square Baler w/30 Ejector	\$9,750
JD 328 Square Baler w/40 Ejector	\$11,000

MISCELLANEOUS

NH 30' hay & grain elevator	\$1,300
NH 516 Manure Spreader	\$2,500
JD 606 Pull Type rotary Cutter	\$1,200
3pt hitch lagoon pump	\$2,500
Calumet 2250 gal tanker	\$5,500
Oswalt 180 Mix Wagon	\$6,500
Oswalt 200 mix wagon	\$11,000
Oswalt 250 mix wagon	CALL

GLADHILL TRACTOR MART, INC.

900 East Patrick St.
P. O. Box 777
Frederick, Maryland 21701
(301) 663-6060 1-800-245-0691
Clark Bryan


Flexibility is the key to staying productive. And that's exactly what you'll find with the AGCO® Allis 5670 utility tractor

The Key To Effective Middle Management.

In fact, this mid-range tractor has a 63 PTO hp engine that offers you the ultimate in maneuverability. Its low height and low center of gravity make this the ideal tractor for working inside buildings and other confined work areas. And because the platform is low to the ground, it's easy to get on and off the tractor.

- The synchromesh transmission has 16 forward and 16 reverse speed choices, with synchronized shifting in four gears and a synchronized forward/reverse shuttle
- These directional changes help to reduce loader and rear blade cycle times
- The AWD models feature a true centerline drive shaft for more efficient power transfer and less maintenance
- As always, behind every AGCO Allis tractor lies a 4-year/4,000-hour warranty that's backed by your dealer

To get a closer look at the 5670, stop by and see us. We'll be happy to show you the way to higher productivity



AGCO Allis 5670

In Stock With Loader



Great Ideas. Good Business.