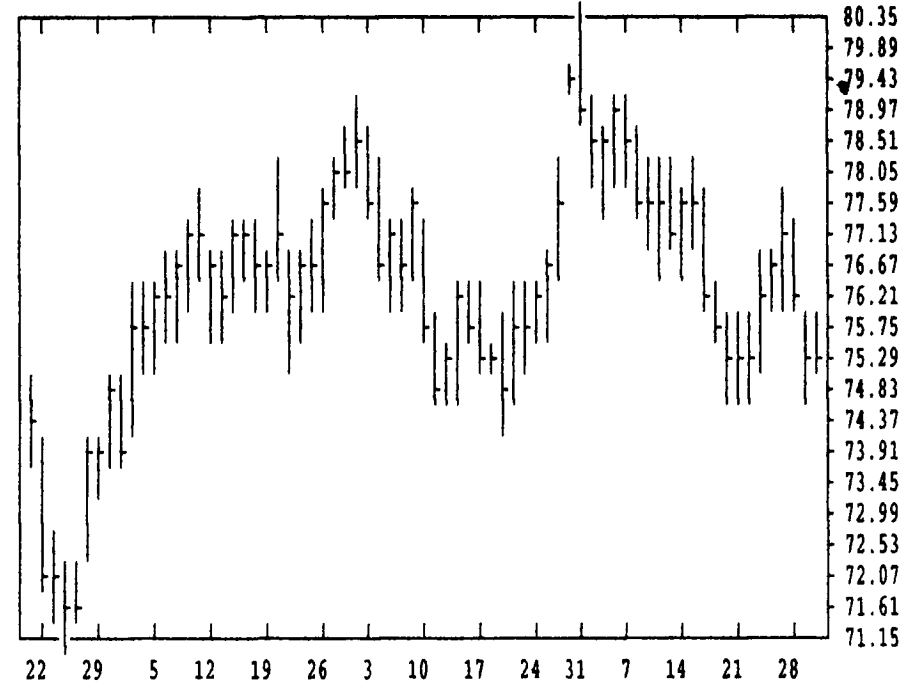
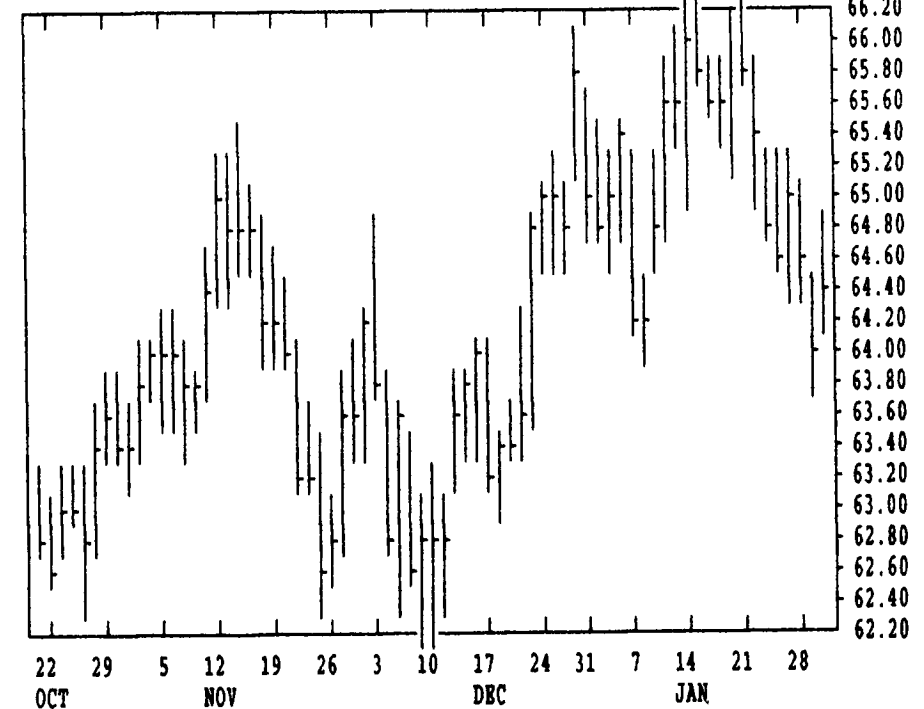


# GRAIN, CATTLE AND HOG FUTURES MARKETS

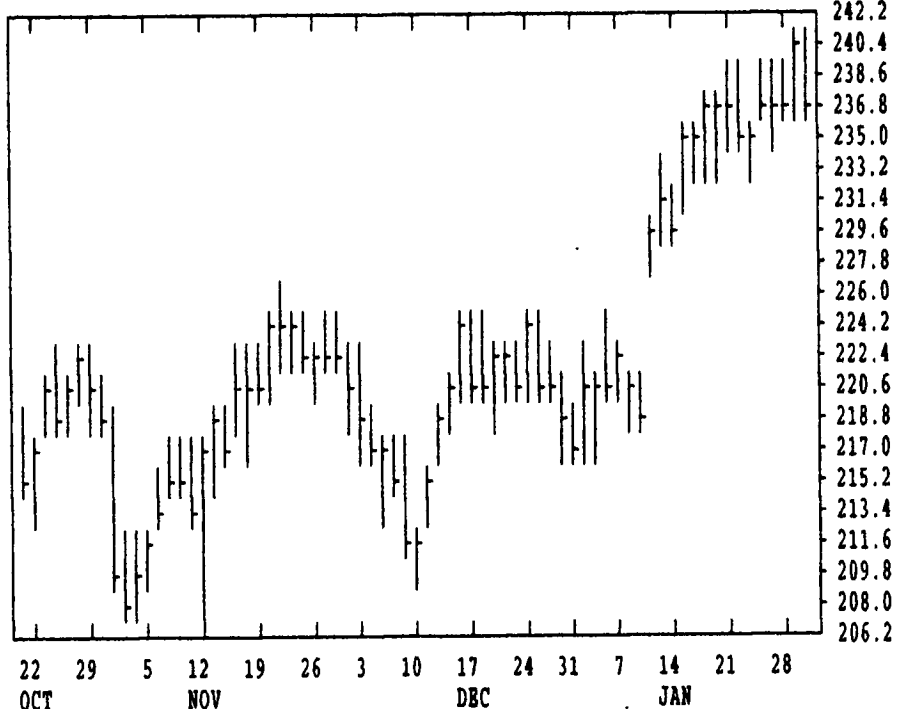
These Markets Published Courtesy Of Data Transmission Network (DTN)  
(Closing bids: Thursday, January 30, 1997)



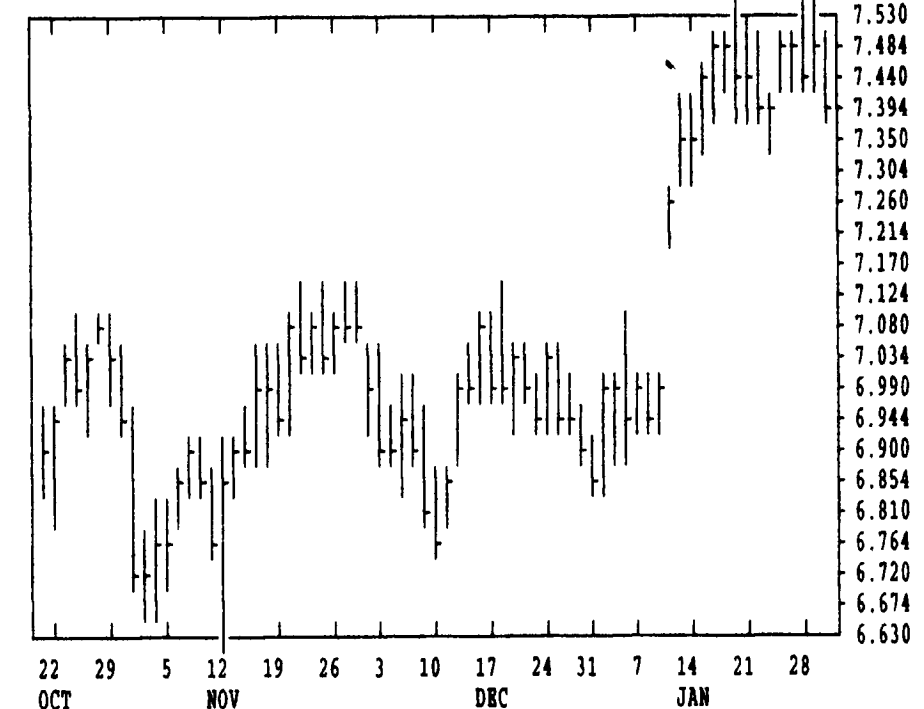
DTN LIVESTOCK 19 CATTLE, LIVE FEB 97 CONTRACT HIGH: 66.25 LOW: 60.15



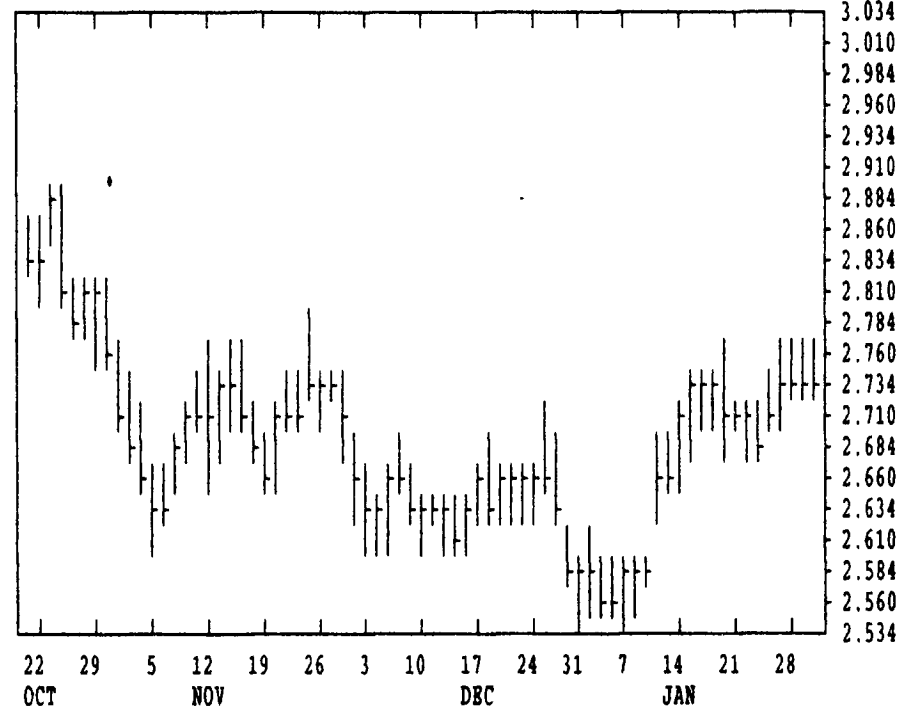
DTN GRAINS 25 SOYBEAN MEAL MAR 97 CONTRACT HIGH: 258.0 LOW: 208.0



DTN GRAINS 23 SOYBEANS MAR 97 CONTRACT HIGH: 8.300 LOW: 6.630



DTN GRAINS 18 CORN MAR 97 CONTRACT HIGH: 3.944 LOW: 2.560



DTN FUTURES 14 01/30/97		TECHNICAL POINTS				SLOW STOCHASTIC						
PRICES ARE DECIMAL		MOVING AVERAGES				RSI'S						
CONTRACT	CLOSE	4-DAY	9-DAY	18-DAY	45-DAY	9DAY	14DAY	30DAY	%K	%D	%K	%D
WHEAT MAR	370.25	371.25	374.97	381.97	384.25	31.3	36.7	41.5	8	8	3	8
WHEAT MAY	356.50	357.12	359.58	365.35	363.80	36.8	40.7	43.4	27	21	8	11
KCWHT MAR	412.00	415.69	414.81	414.75	407.54	46.6	50.1	50.1	35	57	77	78
KCWHT MAY	371.00	374.62	374.94	377.58	373.94	38.4	43.4	45.5	34	57	41	45
MNWHT MAR	383.25	386.62	386.69	389.14	386.30	41.9	45.1	46.0	21	42	45	48
CORN MAR	273.75	274.62	272.75	269.69	266.62	64.2	61.4	50.8	63	70	89	84
CORN MAY	271.75	272.50	270.81	268.97	267.69	58.0	56.0	47.5	60	65	82	75
CORN JUL	270.00	270.69	269.64	268.62	268.74	53.5	51.9	44.5	52	59	74	69
OATS MAR	160.25	157.06	155.75	157.57	156.44	62.2	57.0	49.9	76	65	53	45
BEANS MAR	741.50	746.44	745.33	736.03	712.70	56.1	59.4	56.5	47	62	89	87
BEANS MAY	740.50	746.56	745.31	736.03	710.97	55.5	59.5	56.7	48	64	89	88
BEANS JUL	740.75	747.06	745.78	736.47	711.31	55.3	59.4	56.5	43	60	90	88
MEAL MAR	237.50	238.22	237.56	233.28	226.03	62.9	68.5	71.3	59	67	91	91
OIL MAR	23.87	24.13	24.14	24.24	24.61	40.2	44.5	47.2	27	48	49	50
CATTLE FEB	64.40	64.48	64.98	65.15	64.44	41.8	45.5	49.0	19	19	24	41
CATTLE APR	66.40	66.43	66.45	66.39	65.57	51.9	53.0	52.9	43	47	59	62
PDRCAT JAN	69.45	69.36	69.69	69.05	67.57	58.9	60.6	59.3	12	11	71	81
HOGS FEB	75.60	76.10	76.00	76.68	76.92	39.9	42.5	46.9	26	50	26	25
HOGS APR	75.70	76.14	75.82	75.87	74.09	51.2	54.5	55.8	35	57	63	69
PKBLS FEB	79.43	79.64	78.23	77.88	78.60	55.6	54.0	52.3	51	65	63	51

CORN				CHICAGO WHEAT				K.C. WHEAT						
	HIGH	LOW	LAST	CHG		HIGH	LOW	LAST	CHG		HIGH	LOW	LAST	CHG
MAR	2762	2734	2736*	-12	MAR	3734	3700	3702*	0	MAR	4170	4120	4120*	-40
MAY	2740	2714	2716*	-14	MAY	3594	3560	3564*	-4	MAY	3754	3704	3710*	-34
JUL	2726	2694	2700*	-12	JUL	3474	3446	3452*	-14	JUL	3562	3532	3546*	-12
SEP	2672	2640	2646*	-14	SEP	3500	3474	3476*	-12	SEP	3554	3534	3534*	-14
DEC	2680	2640	2650*	-22	DEC	3594	3560	3564*	-24	DEC	3614	3590	3590*	-24
MAR	2732	2700	2702*	-24	MAR	3590	3590	3590*	0	MINN WHEAT				
MAY	2770	2730	2730*	-30	OATS				MAR	3876	3830	3832*	-34	
JUL	2810	2764	2776*	-26	MAR	1604	1586	1602*	+20	MAY	3680	3634	3642*	-24
DEC	2640	2594	2596*	-42	MAY	1542	1510	1520*	-16	JUL	3582	3544	3550*	-14
SOYBEANS				JUL	1516	1482	1486*	-30	SEP	3520	3500	3500*	-4	
MAR	7494	7410	7414*	-84	SEP	1530	1480	1480*	-46	DEC	3550	3550	3550*	-10
MAY	7490	7400	7404*	-86	SOYBEAN MEAL				SOYBEAN OIL					
JUL	7484	7404	7406*	-86	MAR	2403	2372	2375*	-29	MAR	2415	2385	2387*	-24
AUG	7440	7360	7360*	-80	MAY	2356	2320	2322*	-36	MAY	2452	2426	2428*	-21
SEP	7144	7080	7082*	-62	JUL	2335	2302	2306*	-37	JUL	2488	2463	2467*	-21
NOV	6904	6844	6852*	-60	AUG	2305	2278	2282*	-28	AUG	2492	2480	2480*	-20
JAN	6950	6910	6910*	-60	SEP	2255	2230	2235*	-25	SEP	2511	2490	2490*	-21
MAR	6960	6960	6960*	-60	OCT	2140	2132	2138*	-18	OCT	2526	2500	2503*	-23
JUL	6990	6970	6970*	-60	DEC	2130	2110	2114*	-21	DEC	2550	2528	2535*	-15
NOV	6500	6490	6500*	-16	JAN	2115	2115	2115*	-17	JAN	2545	2545	2545*	-15

LIVE CATTLE				FEEDER CATTLE				LEAN HOGS						
	HIGH	LOW	LAST	CHG		HIGH	LOW	LAST	CHG		HIGH	LOW	LAST	CHG
FEB	6490	6415	6440*	+42	MAR	6985	6892	6940*	+40	FEB	7607	7535	7560*	+25
APR	6690	6610	6640*	+50	APR	7020	6925	6980*	+42	APR	7620	7550	7570*	+17
JUN	6492	6435	6447*	+20	MAY	7087	7010	7055*	+35	JUN	8080	7995	8067*	+70
AUG	6470	6420	6425*	+10	AUG	7495	7400	7442*	+25	JUL	7882	7825	7862*	+35
OCT	6785	6740	6750*	+2	SEP	7570	7480	7520*	+40	AUG	7535	7440	7500*	+52
DEC	7015	6977	6987*	+5	OCT	7617	7535	7572*	+42	OCT	6850	6770	6810*	+37
FEB	7155	7120	7132*	0	NOV	7735	7650	7690*	+47	DEC	6660	6565	6615*	+47
APR					JAN					FEB	6522	6522	6522*	+42
SWISS FRANC				MIDAM LIVE HOGS				PORK BELLIES						
MAR	7088	7025	7062*	+9	FEB	5540	5480	5540*	+38	FEB	7990	7840	7942*	+102
JUN	7150	7096	7129*	+10	APR	5505	5430	5500*	+38	MAR	7965	7815	7900*	+90
SEP	7215	7170	7198*	+10	JUN	5900	5820	5890*	+45	MAY	8030	7870	7965*	+75