


KINZE Planters That Simply Plant With Precision!

BINKLEY & HURST Can Customize A Planter For You.

SWING FRAME FOR SAFER TRANSPORT

MODEL 2600
8,12 & 16 ROW
- TWIN LINE -
 (12' TRANSPORT WIDTH)



- Markers
- No-Till Openers
- Liquid or Dry Fertilizer

MODEL 4 or 6 Row
28" - 30", 36" - 38" Rows

MANUFACTURER OFFERS MORE CONFIGURATIONS TO MEET YOUR SPECIFIC PLANTING REQUIREMENTS



WHEN CONSIDERING A NEW PLANTER THERE ARE NUMEROUS NEEDS AND FEATURES YOU NEED TO CONSIDER


1. WHERE TO PURCHASE A PLANTER THAT MEETS YOUR NEEDS AND A DEALER WITH EXPERIENCE.

2. THE BRAND IS KINZE FROM BINKLEY & HURST BROS., INC. WITH HUNDREDS OF PLANTERS IN THE FIELD. MAXIMIZE YOUR PROFIT POTENTIAL BY PLANTING YOUR CROPS WITH A KINZE.

3. KINZE OFFERS MORE SAFETY WHEN TRANSPORTING BY A UNIQUE PATENTED DESIGN WHICH OFFERS ROTATING IN-LINE TRANSPORT. FIELD TO ROAD IN SECONDS.




KINZE MFG. is pleased to offer MODEL 2500 corn and bean planter. This unit was specifically designed at the request of farmers in Pennsylvania and New York. We've proven our excellence in the field, now we've made getting there and back safer and easier. This model available in 6 & 8 row models



4. MORE WEIGHT TO PENETRATE THE TOUGHEST NO-TILL CONDITIONS. KINZE Planters are heavy enough for the toughest no-till conditions, many farmers are switching from no-till drills to KINZE planters because of their durability & exceptional weight per opener.

5. HEAVY DUTY DOUBLE FRAME FOR PUSH UNITS




MORE OPTIONS WITH METER

• How does it work? Twelve spring-loaded cam-operated fingers open and close - singulating each kernel of seed - as the fingers rotate clockwise along the smooth, finished perimeter of the carrier plate. The singulated seed is then delivered to an elevator-type conveyor belt, to the seed tube and ultimately to the seed trench.

• How does it work? Simply and precisely! A die-cast aluminum housing contains a system of brushes that fill and gently retain individual seeds in a precision-molded seed disc with specially designed pockets. As the disc rotates vertically within the housing, seeds gravitate toward the perimeter of the seed disc. Individual seeds are picked up by the molded seed pocket and retained by the brush system. When they reach a point immediately above the seed tube, they are released to drop gently through the tube and into the seed trench.

7. ADAPTABILITY TO SMART BOX® APPLICATOR SYSTEM FOR ELECTRONIC METERING OF GRANULAR PESTICIDES. BINKLEY & HURST BROS. IS YOUR AUTHORIZED SCIENCO® SMART BOX® DEALER. LOCK N' LOAD® ALSO AVAILABLE



8. UP TIME SERVICE FOR AFTER SALE SUPPORT. CORN METER AND MONITOR TEST CENTER AND COMPLETE OVERHAUL CERTIFIED PLANTER SERVICE

SPRING WILL BE HERE SOON!
 Now Is The Time To Have Binkley & Hurst Bros. Prepare Your Planter For Spring. Call Today

Great Harvests Start Here.



Right now! Before you plant! We can offer you the most accurate, full-service corn meter test facility around. With the parts, service support and experience you need to operate efficiently. Let us show you how we can test your corn meters and fine-tune your planter to ensure the kind of seed-to-soil placement and population accuracy you want for your best harvest results... before you plant! **Call today!**

We've Got Your PARTS
 See Binkley & Hurst For All Your Planter Parts Needs:
 John Deere
 Case IH
 Kinze
 Monosem
 Kinze-New Idea

KINZE • JOHN DEERE • NEW IDEA • KINZE •

HAVE YOUR CORN PLANTER READY FOR SPRING!

Now Testing
 • KINZE • JOHN DEERE
 • CASE IH • NEW IDEA

Computerized Testing Means More For Your Money!

FINGER PICKUP ROW UNITS	ROW UNIT SEED COUNT SENSORS	PLANTER MONITORS
-------------------------	-----------------------------	------------------

Drop Them Off Or Ship Them Into Us

WE REPAIR

AFTER ROW UNIT IS REPAIRED WE TEST RUN EACH ROW UNIT ON OUR COMPUTERIZED TEST STAND TO MAKE SURE EACH UNIT IS PLANTING TO MAXIMUM EFFICIENCY - THEN WE GIVE YOU A READ-OUT OF EACH ROW UNITS' PLANTING ACCURACY.

JOHN DEERE • NEW IDEA • KINZE • JOHN DEERE

BINKLEY-HURST BROS. INC.

133 Rotheville Station Rd.
 P.O. Box 0395
 Lititz, PA 17543-0395
 (717) 626-4705
 1-800-414-4705

