

PLANTERS, PARTS & ACCESSORIES SPECIAL

Save 9% to 27% on these genuine KINZE Planter Parts!

KINZE BIG BLUE PLANTER PARTS SALE

Part #	Part Description	Price	Sale Price	Part #	Part Description	Price	Sale Price
GA0811	Shank Cover	\$7.65	\$6.95	GD1040	Seed Belt	\$5.25	\$3.95
GA0860	Shank	149.95	135.95	GD1041	Seed Belt Drive Sprocket	4.45	3.25
GA2013	Opener Disc/Assembly	19.95	16.95	GD1046	Corn Meter Housing	7.95	6.50
GA2014	Opener Bearing	5.95	4.95	GD1085	Closing Wheel Tire	4.50	3.95
GA2021	Gauge Wheel	42.95	38.95	GD1086	Gauge Wheel Tire	20.95	16.95
GA2052	Std. Down Force Spring	5.95	5.30	GR0664	Finger Carrier w/Brush	22.95	19.95
GA2054	Closing Wheel Spring	6.95	5.95	GR0933	Finger Wheel Assembly	22.95	20.95
GA2068	HD Down Force Spring	8.95	7.95	G1K212	Row Unit Drive Idler Kit	6.95	5.95
GA2116	Gauge Wheel Arm	9.95	8.95	G1K213	Granual Chem. Drive Idler Kit ..	6.95	5.95
GA3086	Closing Wheel	26.95	22.95	GR0146	Powdered Graphite	2.70	2.19
GA6056	Closing Wheel Arm	20.95	16.95	GR1367	Seed Talc	12.95	10.95
GB0218	Parallel Arm Bushing	0.45	0.38	GA0320	Fert. Disc. Assem.	\$35.50	\$1.40

Save from now 'til February 28, 1997!

(Prices shown in U.S. dollars.)

"Ask For A Copy Of Our Planter Parts And Accessory Catalog"

PLANTER NO-TILL - COULTER BLADES

Part #	Application	List Price	Sale Price
B 45-1123 3/4x12 Wave	Kinze 6-Bolt JD 7000 New Idea 6-Bolt 20 or More	\$16.61	\$14 ⁰⁰ \$14 ¹⁵
B 45-1124 3/4x12 Wave	Kinze 4-Bolt 20 or more	\$16.61	\$14 ⁰⁰ \$14 ¹⁵
B 45-1122 3/4x12 Wave	JD 7200 5-Bolt Metric 20 or more	\$16.61	\$14 ⁰⁰ \$14 ¹⁵
WS171570L 1x8 Wave	White/Oliver 4 Bolt	\$20.37	\$18 ⁰⁰

HOPPER TOPPER

To Increase Seed Hopper Capacity on JD 7000 & Kinze Planters

SALE \$39⁰⁰

SEED HOPPER INSERTS
For Complete Cleanout On JD 7000 & Kinze Planters

SALE \$17⁰⁰

QUICK ADJ. BRACKET
For Closing Wheels On JD 7000 & Kinze Planters

SALE \$54⁰⁰

Attention Farmers
Not Only Do We Have Your "Parts" We Can ALSO Test Your Kinze - John Deere - Monosem & New Idea Planter Row Units

Attention Mr. Farmer,


Please let us help you with your planter coulters and trash cleaner attachment needs; no matter what the brand of planter. Also check with us on some used trade in attachments. We are your dealer for the following lines of trash cleaners & coulters

- * ACRA PLANT
- * DAWN
- * KINZE
- * MARTIN
- * WIESE
- * YETTER



Put Precision Back in Your Planter

Yetter
The Solutions People



Update Your JD 7000-7100 Planter
• Improved seed spacing
• More even stands
• Optimum seed-to-soil contact
• Simple one-lever adjustment
• Strong, wide stance parallel linkage
• Fits narrow row spacing
Let us show you how!

Base Row Unit for use with JD 7000-7100 Row Unit. Includes complete parallel linkage; lower main frame, double disc openers, external and internal scrapers, bolt on nylon gauge wheel and arm assemblies, less mounting U-bolts and close wheel attachment. (See 6000-002) List \$587.00

SALE \$528.30

Close Wheel Attachment, includes: 2 yln 1"x12" bolt on wheels with staggered wheel positioning and quick adjust spring tension. List \$125.00

SALE \$112.50

BINKLEY-HURST BROS. INC.

133 Rothville Station Rd.
P.O. Box 0395
Litz, PA 17543-0395
(717) 626-4705
1-800-414-4705
Farm Parts
Fax 717-626-0996

BINKLEY-HURST BROS. INC.

133 Rothville Station Rd.
P.O. Box 0395
Litz, PA 17543-0395
(717) 626-4705
1-800-414-4705

FARM PARTS
A Division of PC Financial
Fax 717-626-0996

DEPTH-A-MATIC For Gauge Wheels On JD 7000, Kinze & New Idea
\$29⁰⁰ Per Row Sale

If You're Looking For Quality 3 Pt. & Pull Type Mowers, 3 Pt. Blades, 3 Pt. Tillers, Post Hole Diggers, Stone Rakes
See Binkley & Hurst Bros. Today

Order One From Binkley & Hurst Bros. Today - Clean Up Those Creeping Fence Lines Today!



TW96
Medium-Duty Cutter with Heavy-Duty Features!
96" Cut; 120 HP Center Gearbox; 90 HP Outboard Gearboxes; Pan Blade Carriers; Updraft Blades; Cat. 4 Driveline; Slip Clutch Protection; Lift or Pull-Type; 540 or 1000 RPM; Replaceable Skid Shoes; Rated for 2" Diameter Material; Safety Deflectors Standard.



Rhino Batwing Cutter
With 180 HP Gear Boxes
SR15
Heavy-Duty Features!
15" Cut; 540 or 1000 RPM; Cat 5 Main Driveline; Cat 4 or 5 Wing Drive-Boxes; Pan Blade Carriers; 6" Blade Overlap; Mechanical Level-Lift Axle; 10-Gauge Deck; 1/4"x10 1/4" Side Skirts; Full Swivel Clevis Hitch; Replaceable Skid Shoes; Wing Operation 90° Up and 22° Down; Rated for 2" Diameter Material Fully-Shielded Drivelines; Safety Deflectors Standard.



TILLERS
Heavy Duty - In Stock
Check For Sizes In Stock




Service-Rhino's unique product line is one of the most extensive in the industry. Rhino holds the industry record for new product introductions with over 50 in the past 36 months. For example, Rhino offers three new Hydraulic Boom Flail Cutter models:
Service® 1948 ■ Horizontal reach 18'8" ■ Cutting capacity 1 1/2" with 48" head, 4" with 37" head
■ Cutting width 37" or 48"
Service® 1548 Horizontal reach 15' ■ Cutting capacity 1 1/2" with 48" head, 4" with 37" head ■ Cutting width 37" or 48"
Service® 1348 ■ Horizontal reach 12'10" ■ Cutting capacity 1 1/2" with 48" head, 4" with 37" head ■ Cutting width 37" or 48"
Rhino Hydraulic Boom Flail Cutters also eliminate the need for complicated mounting kits - leaving your tractor free for other uses.



950
Moldboard Rated for 95 PTO HP Maximum; Hydraulic or Manual Mainframe Swing, Moldboard Pivot, and Moldboard Tilt; 30" Maximum Offset; 3" Kingpin; Cat I, II Three-Point Hitch and Quick Coupler; 3/8"x17" Moldboard; 1/2"x6" Replaceable Cutting Edge; 817-983 Lbs.; End Plates, Skid Shoes, Gauge Wheel Optional.



9 Foot In Stock
A Very Durable and Versatile Blade!
7' or 8' Moldboards Rated for 125 PTO HP Maximum; 9" 72" Cut, 540 or 1000 RPM, Cat II Heavy-Duty Three-Point Hitch, 140 HP "Rhino-Built" Gearbox (1000 RPM), CAT 4 Shielded Driveline, Slip Clutch Protection, Heavy-Duty Pan Blade Carrier, 3/16" Deck, 1/4"x9" Side Skirts; 1/2"x4" Updraft or Flat Blades, Rated for 4" Diameter Material, Safety Deflectors Standard




CY72
Extra Tough Cutting for Extra Tough Cutting Jobs!

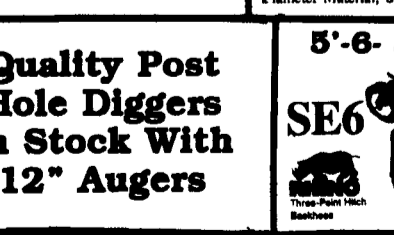
Rhino Tillers 3 Pt.
ST 47"
ST 55"
ST 63"
ST 70"

Heavy Duty Tillers
SM 61"
SM 70"
SM 81"

Pull Type Mowers
TW120 10" Pull w/Hyd. Lift, 2" Capacity
SE15-4 15" Wing Fold w/Hyd 1 1/2" Capacity
SR 15 15" Wing Fold, 180 HP Gear Box, 2 Cutting Capacity, Constant Velocity, 540 PTO
3 Pt. 5' Rock Rake
7' Rock Rake - Available With Gauge Wheels



Quality Post Hole Diggers In Stock With 12" Augers



5'-6- and 7' Models
SE6
A Tough and Economical Cutter!
Shear Bolt or Slip Clutch Protection; 60 HP Gearbox; Pan Blade Carrier; Updraft Blades; CAT I Three-Point Hitch; 10-Gauge Deck; 10-Ga.x8" Side Skirts; Rated for 1" Diameter Material; Safety Deflectors Standard.

3 Pt. Mowers
SE 5"
SE 6"
SE 7"
SE 8"
HD Mower
CY 72 4" Capacity
TW8' 96" 2" Capacity
TW120' 10" 2" Capacity

Scraper Blades
3 Pt. R900-8' Blade 3 Manual Adjust
R950 - 9' Blade 3 Way Hyd. Adjustment
12" Auger Post Hole Digger

BINKLEY-HURST BROS. INC.

133 Rothville Station Rd.
P.O. Box 0395
Litz, PA 17543-0395
(717) 626-4705
1-800-414-4705

FARM PARTS
A Division of PC Financial
Fax 717-626-0996