

AMERICAN QUALITY AT AFFORDABLE PRICES

FUERST BROADCAST SEEDER FERTILIZER SPREADER

- EXCELLENT QUALITY
- OPERATIVE SIMPLICITY
- COMPETITIVE PRICE

- Our steel hopper and tubular steel frame are designed for long life.
- Optional plastic hopper for corrosion resistance.
- Three spreading patterns to select from. Simply operate levers to obtain an accurate and uniform spread in the desired direction.
- Spreading disc with 4 adjustable vanes to assure maximum efficiency and uniform spread for different types of fertilizer and seeds.



- HEAVY-DUTY GEARBOX. OIL PRESSED STEEL HOUSING.

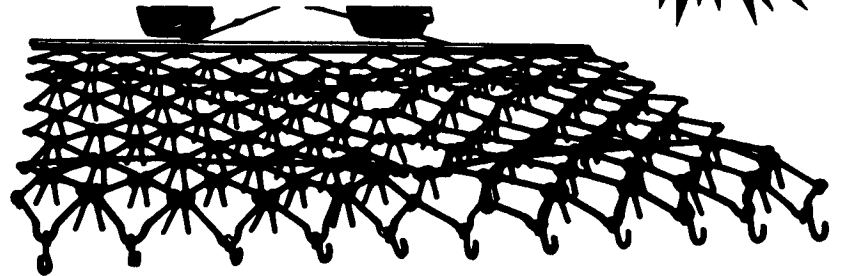
THE FUERST F-L-E-X-I-B-L-E TINE HARROW

The leader for more than 30 years

THE MOST
VERSATILE
TOOL
on the
MARKET


AERATES PASTURES to stimulate growth and improve moisture penetration while scattering droppings.
PREPARES SOIL for over seeding without disturbing existing growth

OPTIONAL HARROW
CART folds to a
narrow width for easy
transporting



INCORPORATES HERBICIDES in one pass behind drill or cultivator.

SHREDS TRASH as it prepares and levels seed beds ahead of no-till planting.




Versatile, Dependable, Economical

FREY QUICKTACH LOADERS

Loaders designed with the Farmer in mind!

4 Models To
Choose From
2000 Lbs. To
3250 Lbs.
Maximum Lift.




Quick & Easy Demounting . . .



Remove wedge locks.



Remove pins, lower stands.



Back tractor out of loader. Stands hold loader in secure, upright position.

MY-D HAN-D

- BALE ELEVATORS
- CONVEYORS
- PORTABLE ELEVATORS

MY-D HAN-D:

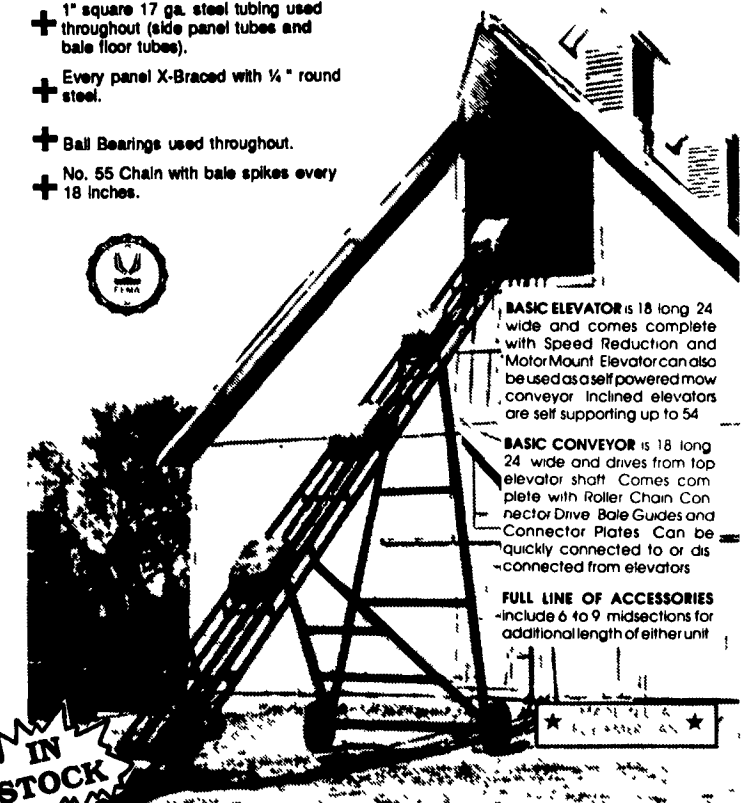
BUILT LIKE
YOUR FARM
DEPENDS
ON IT.



- + 1" square 17 ga. steel tubing used throughout (side panel tubes and bale floor tubes).
- + Every panel X-Braced with 1/2" round steel.
- + Ball Bearings used throughout.
- + No. 55 Chain with bale spikes every 18 inches.



WE HAVE AUGERS & SINGLE CHAIN IN STOCK!



BASIC ELEVATOR is 18 long 24 wide and comes complete with Speed Reduction and Motor Mount. Elevator can also be used as a self powered mow conveyor. Inclined elevators are self supporting up to 54.

BASIC CONVEYOR is 18 long 24 wide and drives from top elevator shaft. Comes complete with Roller Chain Connector Drive Bale Guides and Connector Plates. Can be quickly connected to or disconnected from elevators.

FULL LINE OF ACCESSORIES include 6 to 9 midsections for additional length of either unit.



Pound For Pound, Dollar for Dollar
MY-D HAN-D: Gives You More

See Us At
PA FARM SHOW
January 11-16, 1997
Space #342 to 345,
358 & 359

RYDER SUPPLY CO.

539 Falling Spring Road
P.O. Box 219
Chambersburg, PA 17201-0219
Phone 717-263-9111