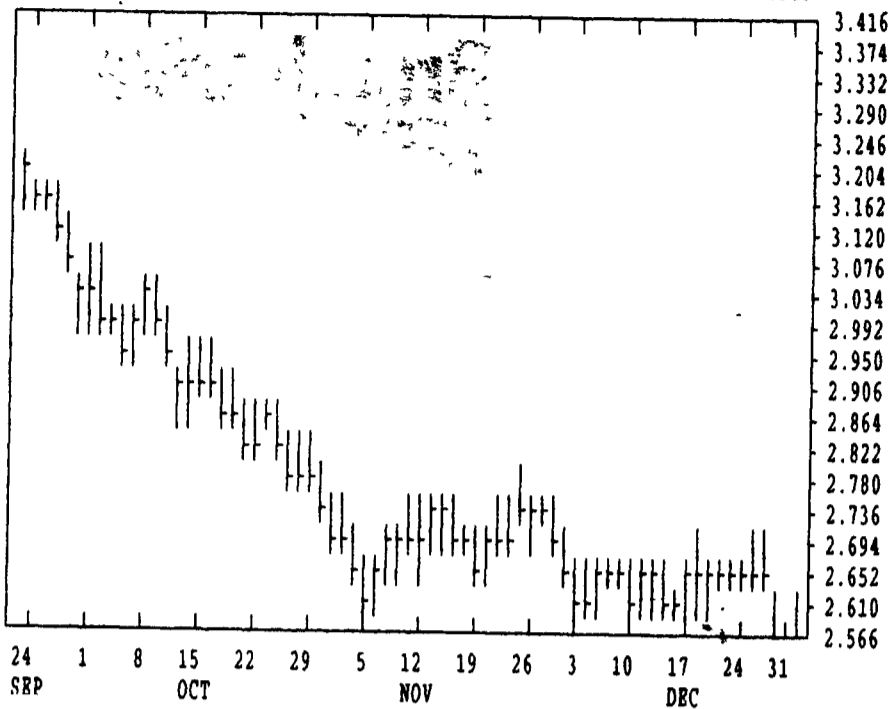


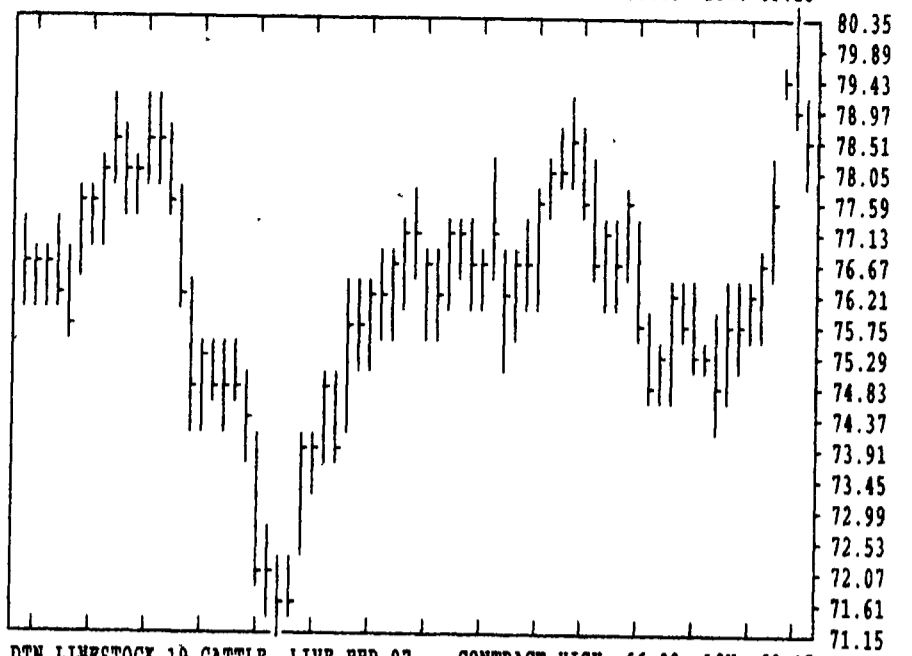
GRAIN, CATTLE AND HOG FUTURES MARKETS

(Closing bids: Thursday, January 2, 1997)

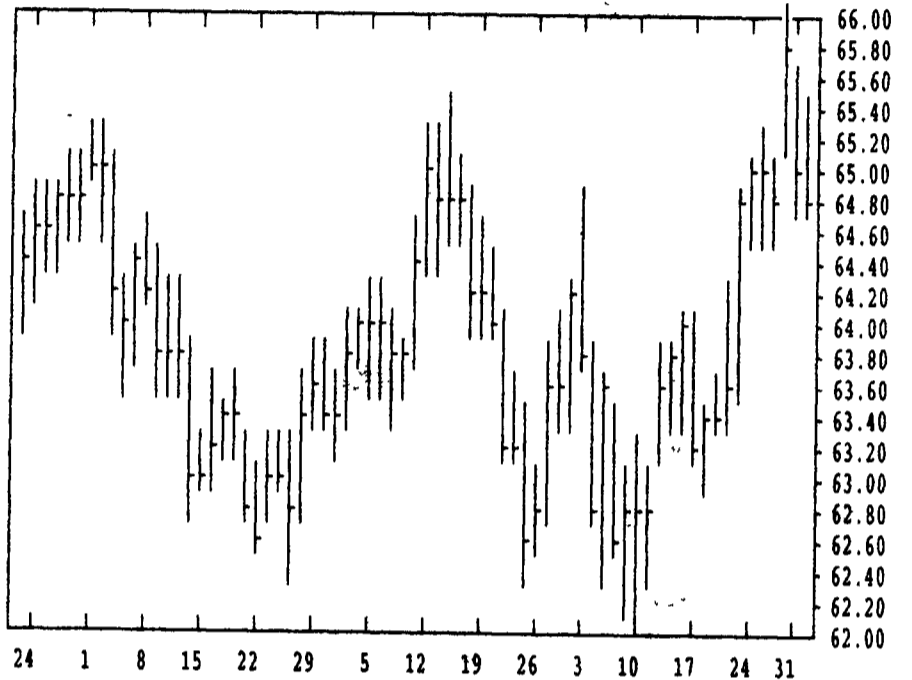
DTN GRAINS 18 CORN MAR 97 CONTRACT HIGH: 3.944 LOW: 2.566



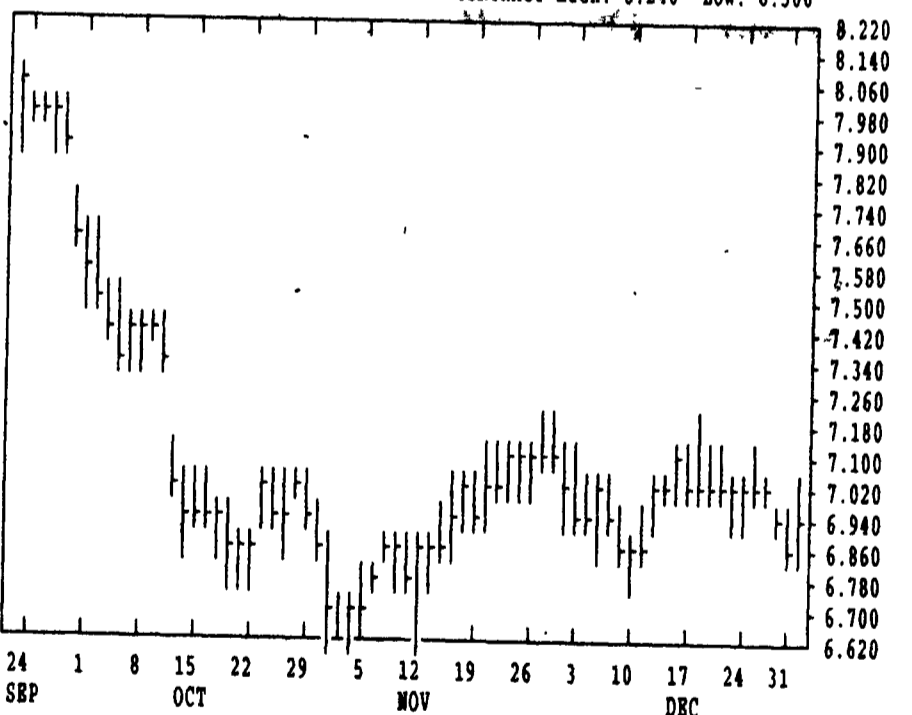
DTN LIVESTOCK 18 LEAN HOGS FEB 97 CONTRACT HIGH: 80.30 LOW: 63.15



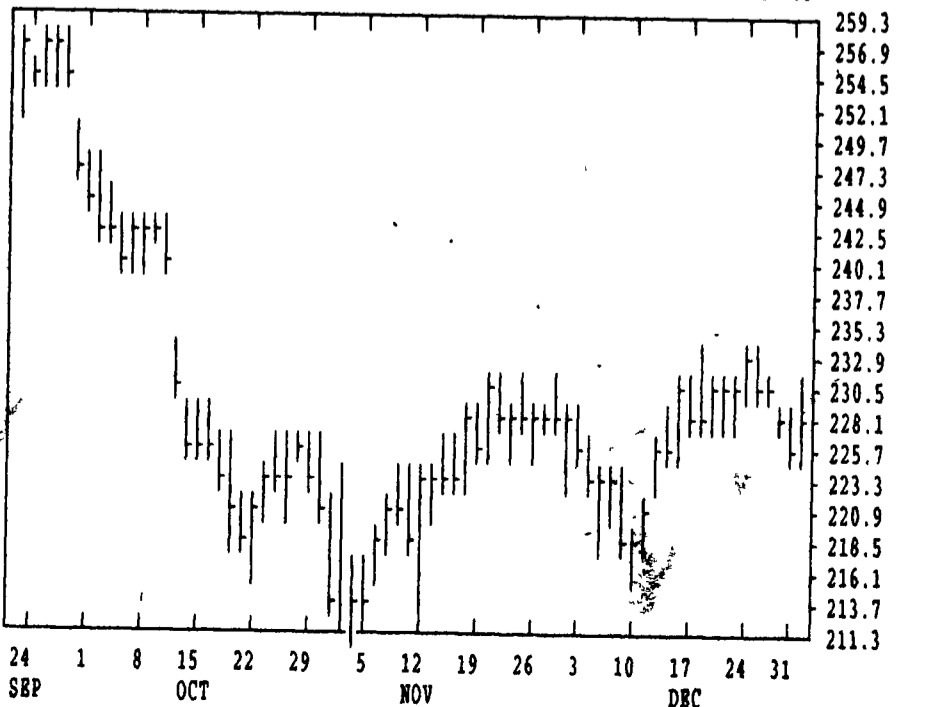
DTN LIVESTOCK 19 CATTLE, LIVE FEB 97 CONTRACT HIGH: 66.02 LOW: 60.15



DTN GRAINS 23 SOYBEANS JAN 97 CONTRACT HIGH: 8.240 LOW: 6.500



DTN GRAINS 25 SOYBEAN MEAL JAN 97 CONTRACT HIGH: 260.0 LOW: 211.3



DTN FUTURES 14 12/27/96 DTN WEEKLY TECHNICAL SUMMARY(12/23-12/27) 12/27

	Past Week's			Last Month's		Current	
	High	Low	Close	High	Low	Support	Resistance
MAR WHEAT	400.00	387.00	389.5	402.5	374.00	367.00	402-419
MAY WHEAT	374.5	365.00	367.25	373.5	355.00	348.00	387.00
MAR KCWHT	415.5	404.5	405.25	414.00	386.5	391.00	427-440
MAY KCWHT	382.00	372.00	372.5	382.5	363.5	357.00	394.00
MAR MGBWT	395.75	384.5	387.00	399.00	378.5	381.00	464.75
MAR CORN	270.5	264.25	264.5	278.25	265.5	260.50	278.25
MAY CORN	270.5	265.5	265.75	282.00	269.5	263.50	282-288
JUL CORN	270.5	267.00	267.5	283.75	272.5	265.50	284
MAR OATS	158.5	154.00	154.25	167.75	157.5	133.00	162.75
JAN BEANS	710.00	698.00	701.5	718.5	662.00	668.00	732.00
MAR BEANS	706.00	694.5	696.75	713.5	663.00	677.00	725.50
MAY BEANS	701.5	690.25	692.75	713.00	665.00	676.00	726.25
JAN MEAL	233.7	229.4	230.9	231.8	214.00	214.50	250.50
JAN BNOIL	23.29	22.71	22.86	23.99	22.56	22.28	23.96
FEB LIVCT	65.175	63.40	64.80	65.45	62.525	62.00	64.50
APR LIVCT	65.675	64.30	65.425	66.70	64.10	64.00	66.70
JAN PBDCT	67.40	65.75	66.875	69.10	64.735	62.10	68.625-79.925
FEB LIVHG	78.000	74.70	77.50	78.575	75.50	74.55	77.50
APR LIVHG	72.80	71.075	72.725	73.975	70.70	70.95	76.50
FEB PKBLS	78.90	76.40	77.425	81.35	71.25	75.225	87.225
MAR COTTN	76.25	75.04	75.07	76.12	72.10	69.32	78.00
MAY COTTN	77.45	76.30	76.37	77.30	73.45	73.45	79.60

DTN FUTURES 02 01/03/97 DELAYED COMMODITY QUOTES 05:13 central time

CORN				CHICAGO WHEAT				K.C. WHEAT			
HIGH	LOW	LAST	CHG	HIGH	LOW	LAST	CHG	HIGH	LOW	LAST	CHG
MAR 2604	2566	2584*	+2	MAR 3910	3810	3892*	+80	MAR 4054	3954	4050*	+96
MAY 2630	2596	2610*	+4	MAY 3690	3620	3684*	+74	MAY 3720	3660	3716*	+56
JUL 2646	2622	2626*	0	JUL 3454	3400	3450*	+62	JUL 3530	3484	3530*	+50
SEP 2610	2584	2592*	0	SEP 3494	3464	3490*	+34	SEP 3530	3500	3530*	+50
DEC 2594	2570	2576*	0	DEC 3604	3570	3590*	+50	DEC 3604	3554	3594*	+54
MAR 2640	2622	2630*	+2	MAYN WHEAT							
MAY 2674	2674	2674*	0								
JUL 2724	2694	2720*	+4								
DEC 2574	2544	2562*	-2	OATS				MAYN WHEAT			
SOYBEANS				JUL 1634	1590	1632*	+32	MAR 3824	3770	3820*	+42
JAN 7002	6900	6992*	+86	SEP 1624	1610	1624*	+26	MAY 3730	3670	3720*	+46
MAR 7004	6880	6986*	+110	SOYBEAN MEAL				JUL 3630	3600	3630*	+40
MAY 6990	6860	6980*	+116	JAN 2300	2259	2286*	+23	SEP 3550	3540	3540*	+10
JUL 6986	6874	6972*	+104	MAR 2228	2178	2212*	+34	DEC 3610	3600	3610*	+40
AUG 6970	6874	6950*	+76	MAY 2175	2130	2167*	+34	SOYBEAN OIL			
SEP 6794	6710	6794*	+90	JUL 2168	2123	2162*	+36	JAN 2305	2268	2303*	+32
NOV 6660	6570	6656*	+86	AUG 2150	2125	2150*	+40	MAR 2345	2305	2342*	+28
JAN 6704	6700	6704*	+80	SEP 2125	2100	2107*	+26	MAY 2380	2345	2378*	+28
JUL 6740	6740	6740*	0	OCT 2070	2060	2060*	+40	JUL 2412	2380	2412*	+29
NOV 6440	6400	6440*	+100	DEC 2070	2030	2060*	+35	AUG 2420	2411	2419*	+27
LIVE CATTLE				FEBDER CATTLE				LEAN HOGS			
HIGH	LOW	LAST	CHG	HIGH	LOW	LAST	CHG	HIGH	LOW	LAST	CHG
FEB 6540	6475	6480*	-17	JAN 6770	6732	6735*	-17	FEB 7890	7825	7870*	-52
APR 6575	6525	6532*	-22	MAR 6820	6762	6767*	-37	APR 7592	7525	7570*	-52
JUN 6330	6280	6290*	-25	APR 6855	6790	6790*	-42	JUN 7930	7850	7917*	-5
AUG 6297	6257	6262*	-25	MAY 6880	6835	6842*	-22	JUL 7675	7530	7660*	+72
OCT 6577	6542	6542*	-30	AUG 7070	7035	7042*	-27	AUG 7340	7170	7317*	+130
DEC 6697	6670	6670*	-7	SEP 7045	7005	7010*	-30	OCT 6645	6520	6635*	+87
FEB 6785	6782	6782*	-7	OCT 7045	7010	7012*	-27	DEC 6490	6415	6470*	+22
APR				NOV 7090	7085	7085*	-10	FEB 6525	6500	6502*	-47
SWISS FRANC				MIDAM LIVE HOGS				PORK BELLIES			
MAR 7520	7473	7488*	-32	FEB 5720	5615	5715*	-5	FEB 8220	8085	8150*	-85
JUN 7580	7545	7557*	-32	APR 5550	5515	5550*	0	MAR 8195	8080	8125*	-87
SEP 7627	7627	7627*	-32	JUN 5765	5730	5765*	-10	MAY 8220	8090	8165*	-85