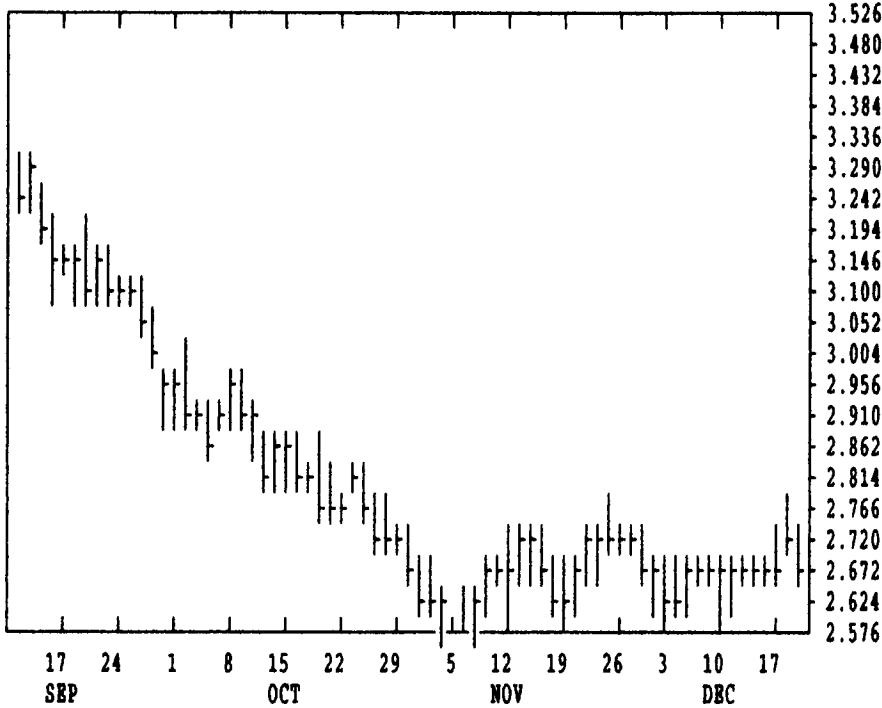


# GRAIN, CATTLE AND HOG FUTURES MARKETS

(Closing bids: Thursday, December 19, 1996)

DTN GRAINS 18 CORN DEC 96 CONTRACT HIGH: 3.890 LOW: 2.390

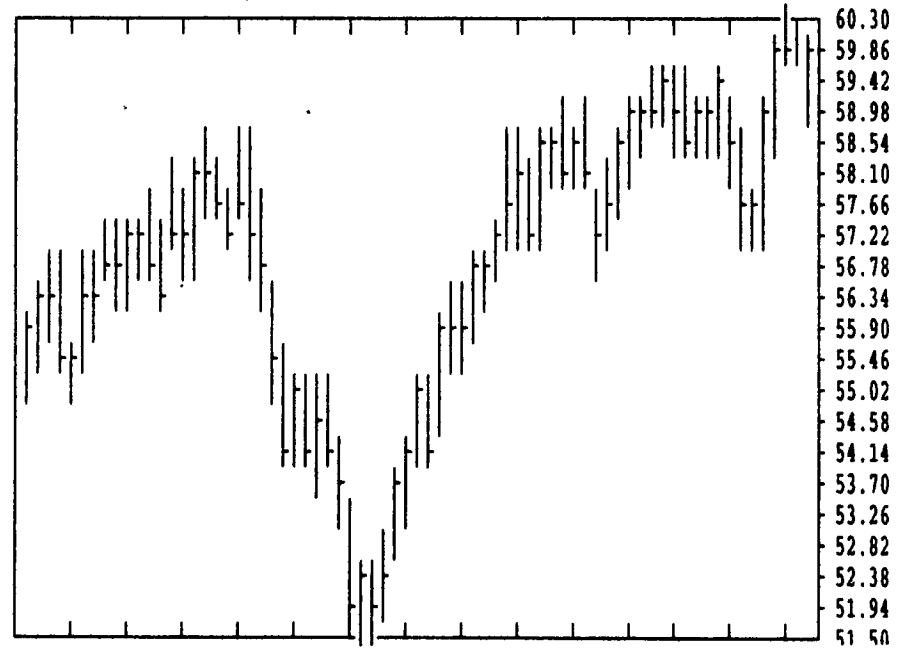


DTN FUTURES	14 12/13/96			DTN WEEKLY TECHNICAL SUMMARY			12/13
	Past Week's (12/9-12/13)			November's			Current
	High	Low	Close	High	Low	Support	Resistance
NEARBY WHEAT	407.5	387.00	406.00	422.5	368.00	360.50	429.50
MAR WHEAT	391.25	373.75	389.00	402.5	363.00	367.00	402-419.00
NEARBY KCWHT	460.5	442.00	442.5	461.75	393.00	399.00	465.50
MAR KCWHT	407.00	395.5	404.75	414.00	375.00	389.00	427-440.00
NEARBY MGWHT	428.00	413.00	415.5	434.00	377.5	377.50	464.75
NEARBY CORN	270.25	265.5	267.25	277.5	257.75	257.75	277.50
MAR CORN	267.75	262.5	262.75	278.25	262.75	??-260.50	278.25
MAY CORN	270.5	264.5	264.75	282.00	269.00	???	282-288.00
NEARBY OATS	151.5	143.5	148.00	162.5	150.00	133.00	162.75
NEARBY BEANS	707.00	683.5	704.25	718.5	662.00	659.00	720-732.00
MAR BEANS	703.00	678.00	700.75	713.5	663.00	677.00	725.50
MAY BEANS	700.5	676.00	698.25	713.00	665.00	676.00	726.25
JAN MEAL	227.5	217.00	226.8	231.8	211.3	214.50	248.90
JAN BNOIL	23.54	23.06	23.35	23.99	22.56	22.28	24.12
NEARBY LIVCT	66.90	65.025	66.875	68.975	65.775	63.975	68.975
FEB LIVCT	63.925	62.20	63.875	65.45	62.525	62.00	64.50
NEARBY FEDCT	66.70	65.40	66.525	66.40	64.10	62.10	68.625-79.925
NEARBY LIVHG	59.55	57.25	58.90	59.575	54.75	53.80	60.675
FEB LIVHG	77.60	74.80	76.10	78.575	74.525	74.55	77.50
FEB PKBLS	79.50	76.50	78.525	81.35	68.40	75.225	87.225
NEARBY COTTN	76.78	75.30	76.10	75.00	69.90	69.33	78.00
MAY COTTN	77.70	76.40	77.08	77.30	73.45	73.45	79.60

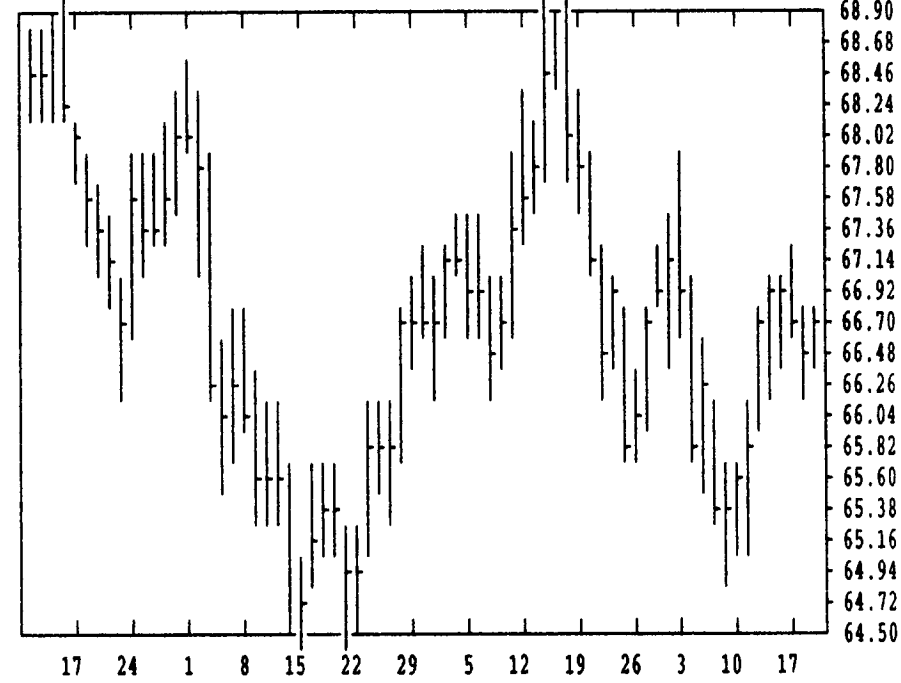
DTN FUTURES 02 12/20/96				DELAYED COMMODITY QUOTES				05:04 central time			
CORN				CHICAGO WHEAT				K.C. WHEAT			
	HIGH	LOW	LAST CHG		HIGH	LOW	LAST CHG		HIGH	LOW	LAST CHG
MAR	2664	2634	2660* +12	MAR	4060	3980	4002* -4	MAR	4220	4140	4154* +2
MAY	2680	2650	2676* +20	MAY	3810	3730	3746* -6	MAY	3904	3820	3830* -20
JLY	2700	2672	2696* +14	JLY	3530	3460	3480* -30	JLY	3610	3540	3544* -72
SEP	2640	2616	2640* +6	SEP	3564	3510	3514* -24	SEP	3610	3544	3544* -74
DEC	2620	2594	2616* 0	DEC	3674	3614	3616* -62	DEC	3604	3604	3604* -74
MAR	2666	2650	2666* -2	MAR				MAR			
MAY											
SEP											
MAR											
SOYBEANS				SOYBEAN MEAL				SOYBEAN OIL			
	HIGH	LOW	LAST CHG		HIGH	LOW	LAST CHG		HIGH	LOW	LAST CHG
JAN	7084	7014	7076* +36	SEP	1636	1636	1636* -12	DEC	3700	3700	3700* 0
MAR	7050	6974	7044* +50	JAN	2302	2275	2301* +20	JAN	2343	2320	2332* -8
MAY	7010	6936	7004* +46	MAR	2230	2200	2227* +20	MAR	2384	2362	2368* -13
JLY	7014	6944	7012* +46	MAY	2173	2151	2172* +12	MAY	2407	2395	2398* -14
AUG	6990	6930	6990* +34	JLY	2168	2141	2166* +15	JLY	2440	2420	2427* -14
SEP	6794	6754	6794* -4	AUG	2150	2133	2150* +10	AUG	2440	2435	2435* -7
NOV	6690	6630	6684* +32	SEP	2120	2105	2112* +12	SEP	2450	2443	2443* -1
JAN	6740	6730	6740* +10	OCT	2067	2067	2067* +7	OCT	2460	2455	2455* -15
JLY	6840	6840	6840* +40	DEC	2075	2050	2075* +12	DEC	2490	2475	2475* -5
NOV	6540	6490	6540* -20								

LIVE CATTLE				FEBDER CATTLE				LIVE HOGS			
	HIGH	LOW	LAST CHG		HIGH	LOW	LAST CHG		HIGH	LOW	LAST CHG
DEC	6675	6655	6670* +15	JAN	6607	6562	6575* +37	DEC	6000	5910	5975* -50
FEB	6360	6337	6340* -2	MAR	6577	6545	6567* +45	FEB	7570	7470	7517* -27
APR	6460	6437	6445* 0	APR	6635	6610	6620* +25	APR	7170	7107	7157* +5
JUN	6250	6230	6242* +7	MAY	6675	6645	6672* +42	JUN	7480	7425	7460* +2
AUG	6230	6210	6220* +10	AUG	6885	6860	6877* +25	JLY	7195	7145	7170* -15
OCT	6487	6475	6485* +7	SEP	6855	6855	6855* +20	AUG	6797	6750	6797* -7
DEC	6620	6615	6617* +10	OCT	6860	6850	6852* +15	OCT	6170	6150	6160* +5
FEB				NOV	6895	6895	6895* +15	DEC	6070	6030	6060* -5
SWISS FRANC				CANADIAN DOLLAR				PORK BELLIES			
	HIGH	LOW	LAST CHG		HIGH	LOW	LAST CHG		HIGH	LOW	LAST CHG
MAR	7565	7515	7538* -41	MAR	7366	7341	7358* +2	FEB	7800	7712	7765* -40
JUN	7620	7585	7605* -42	JUN	7404	7385	7394* +2	MAR	7750	7655	7700* -20
SEP	7673	7673	7673* -43	SEP	7429	7426	7426* +2	MAY	7775	7710	7775* -25

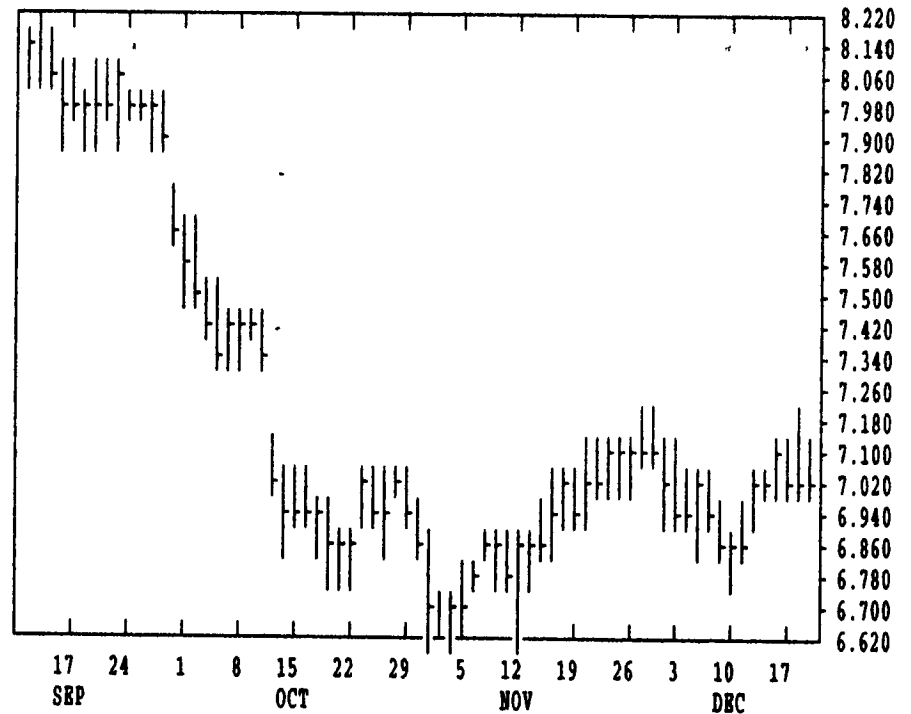
DTN LIVESTOCK 18 LIVE/LEAN HOGS DEC 96 CONTRACT HIGH: 60.47 LOW: 41.90



DTN LIVESTOCK 19 CATTLE, LIVE DEC 96 CONTRACT HIGH: 68.97 LOW: 59.40



DTN GRAINS 23 SOYBEANS JAN 97 CONTRACT HIGH: 8.240 LOW: 6.500



DTN GRAINS 25 SOYBEAN MEAL DEC 96 CONTRACT HIGH: 261.7 LOW: 178.0

