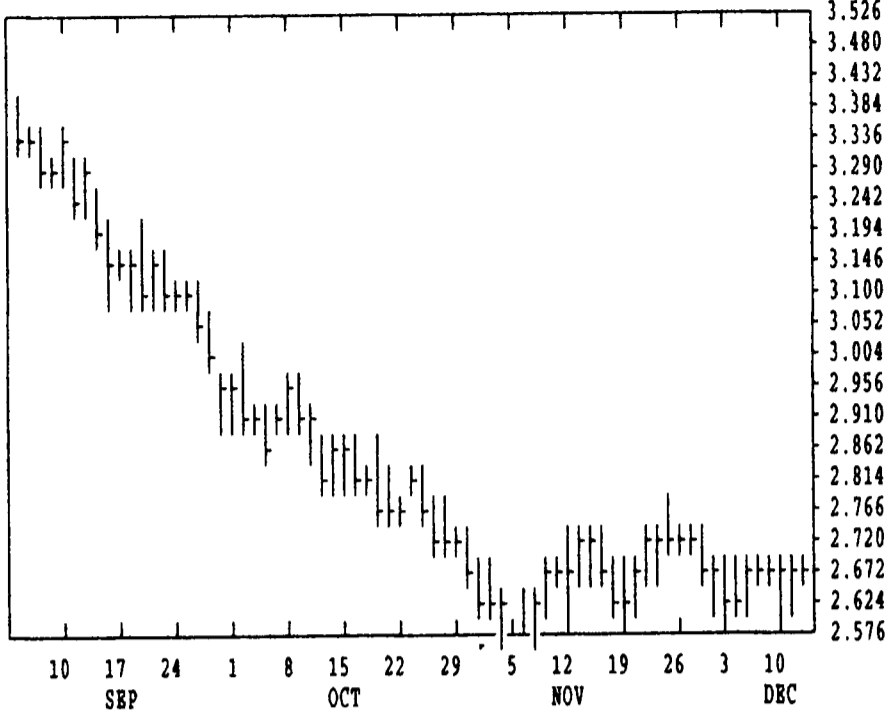


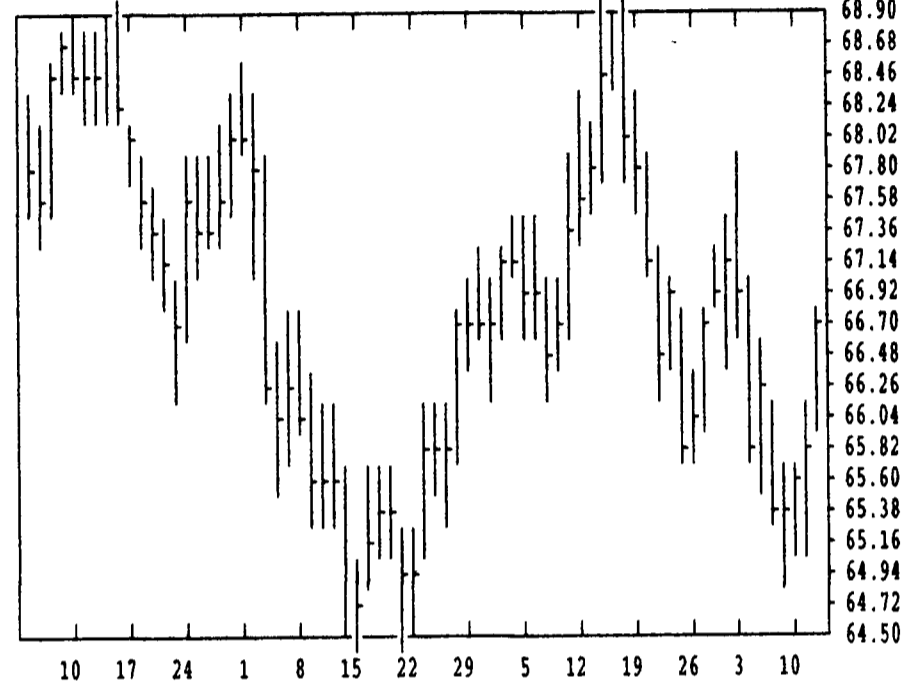
GRAIN, CATTLE AND HOG FUTURES MARKETS

(Closing bids: Thursday, December 12, 1996)

DTN GRAINS 18 CORN DEC 96 CONTRACT HIGH: 3.890 LOW: 2.390



DTN LIVESTOCK 19 CATTLE, LIVE DEC 96 CONTRACT HIGH: 68.97 LOW: 59.40

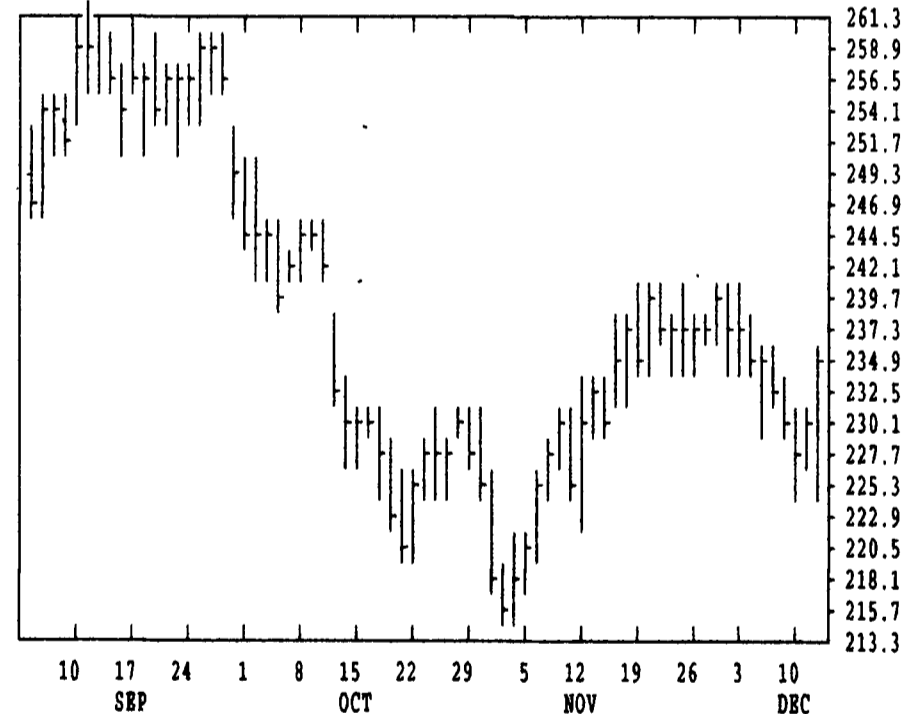


DTN FUTURES 14 12/12/96		TECHNICAL POINTS				SLOW STOCHASTIC						
PRICES ARE DECIMAL		MOVING AVERAGES				RSI'S						
CONTRACT	CLOSE	4-DAY	9-DAY	18-DAY	45-DAY	9DAY	14DAY	30DAY	%K	%D	%K	%D
WHEAT DEC	404.00	396.62	390.97	398.19	395.73	60.5	55.7	49.0	90	85	42	33
WHEAT MAR	388.25	381.12	377.69	382.56	385.00	59.9	54.5	46.7	83	76	40	32
KCWHT DEC	452.00	450.69	445.47	442.75	430.82	62.8	60.6	53.8	59	63	78	73
KCWHT MAR	405.50	400.50	396.67	398.67	399.57	60.5	55.7	47.4	77	70	54	48
MNWHT DEC	419.00	418.69	419.64	417.78	409.27	52.2	52.9	49.8	34	42	67	71
CORN DEC	267.75	267.12	266.86	268.82	271.93	46.9	44.0	39.2	48	47	29	34
CORN MAR	264.25	264.25	264.67	268.28	274.74	36.8	36.2	35.1	44	50	23	23
CORN MAY	266.50	266.44	267.50	271.86	279.38	33.8	33.4	33.2	34	41	19	20
OATS DEC	149.25	146.62	146.19	150.00	158.99	48.4	43.5	40.9	48	40	17	12
BEANS JAN	702.75	692.00	696.17	701.99	695.18	55.1	51.9	46.8	47	26	46	56
BEANS MAR	698.50	686.87	691.03	698.47	696.51	54.1	50.4	45.4	48	26	42	51
BEANS MAY	696.25	685.44	688.75	696.89	697.28	53.7	49.4	44.3	53	31	39	46
MEAL JAN	226.10	221.42	223.29	225.99	224.04	55.7	52.0	47.6	60	33	39	47
OIL JAN	23.33	23.25	23.15	23.37	23.35	51.6	48.9	45.0	45	51	46	43
CATTLE DEC	66.78	65.94	66.18	66.55	66.48	54.7	51.9	50.7	61	36	19	16
CATTLE FEB	63.70	63.07	63.28	63.42	63.59	54.2	51.5	49.4	60	38	22	23
PDRCAT JAN	66.53	66.13	66.48	66.30	65.86	53.1	52.6	53.5	45	27	35	40
HOGS DEC	57.63	58.39	58.79	58.65	56.67	39.7	46.8	52.2	20	38	59	77
HOGS FEB	75.40	75.93	76.81	76.98	76.53	37.1	41.6	47.9	12	19	23	39
PKBLS FEB	79.20	78.52	78.80	77.90	74.02	56.7	56.4	53.9	52	44	64	69

CORN				CHICAGO WHEAT				K.C. WHEAT			
DEC	HIGH	LOW	LAST CHG	DEC	HIGH	LOW	LAST CHG	DEC	HIGH	LOW	LAST CHG
DEC	2684	2664	2676* +2	DEC	4070	3980	4040* +50	DEC	4520	4460	4520* +16
MAR	2652	2626	2642* -2	MAR	3910	3834	3882* +54	MAR	4070	4010	4054* +36
MAY	2674	2650	2664* -2	MAY	3630	3564	3616* +62	MAY	3754	3694	3746* +56
JLY	2690	2670	2682* +2	JLY	3384	3340	3380* +52	JLY	3494	3434	3484* +52
SEP	2632	2620	2630* +14	SEP	3414	3384	3410* +34	SEP	3494	3440	3484* +60
DEC	2624	2602	2620* +16	DEC	3510	3490	3510* +50	MINN WHEAT			
MAR	2674	2656	2674* +24	OATS				DEC	4220	4150	4190* +24
JLY	2760	2730	2754* +22	DEC	1514	1480	1492* +32	MAR	3880	3810	3872* +64
DEC	2610	2584	2610* +14	MAR	1580	1550	1560* +16	MAY	3754	3690	3750* +62
SOYBEANS				MAY	1626	1594	1600* +16	JLY	3660	3590	3660* +70
JAN	7036	6954	7026* +112	JLY	1660	1630	1630* +20	SEP	3530	3490	3530* +40
MAR	6990	6910	6984* +122	SOYBEAN MEAL				SOYBEAN OIL			
MAY	6970	6894	6962* +106	DEC	2360	2260	2357* +41	DEC	2320	2302	2311* +11
JLY	6972	6904	6964* +104	JAN	2265	2236	2261* +40	JAN	2340	2321	2333* +16
AUG	6950	6894	6940* +84	MAR	2200	2175	2197* +38	MAR	2377	2359	2372* +16
SEP	6770	6710	6770* +94	MAY	2158	2136	2158* +40	MAY	2402	2385	2400* +16
NOV	6654	6584	6646* +60	JLY	2148	2128	2147* +36	JLY	2425	2405	2423* +17
JAN	6700	6700	6700* +50	AUG	2135	2115	2135* +35	AUG	2435	2420	2428* +20
JLY	6790	6790	6790* +50	SEP	2105	2083	2099* +32	SEP	2445	2425	2432* +20
NOV	6484	6480	6480* +14	OCT	2055	2035	2052* +32	OCT	2447	2447	2447* +12

LIVE CATTLE				FEEDER CATTLE				LIVE HOGS				
DEC	HIGH	LOW	LAST CHG	JAN	HIGH	LOW	LAST CHG	DEC	HIGH	LOW	LAST CHG	
DEC	6682	6620	6677* +95	JAN	6670	6590	6652* +62	DEC	5785	5725	5762* 0	
FEB	6375	6317	6370* +77	MAR	6640	6575	6627* +47	FEB	7550	7487	7540* +45	
APR	6495	6455	6487* +45	APR	6675	6630	6665* +35	APR	7175	7107	7157* +60	
JUN	6295	6265	6292* +37	MAY	6700	6680	6692* +30	JUN	7497	7430	7472* +25	
AUG	6275	6242	6262* +25	AUG	6865	6835	6862* +32	JLY	7195	7150	7175* +5	
OCT	6512	6495	6507* +25	SEP	6850	6835	6847* +22	AUG	6840	6780	6840* +60	
DEC	6620	6600	6605* +12	OCT	6850	6825	6850* +25	OCT	6150	6100	6130* +25	
FEB					NOV	6860	6860	6860* +17	DEC	6087	6045	6065* +15
SWISS FRANC				CANADIAN DOLLAR				PORK BELLIES				
DEC	7628	7579	7613* -23	DEC	7377	7359	7369* +18	FEB	7940	7750	7920* +195	
MAR	7694	7643	7677* -22	MAR	7422	7398	7411* +18	MAR	7860	7662	7842* +180	
JUN	7754	7715	7744* -22	JUN	7458	7446	7448* +18	MAY	7930	7800	7925* +105	
BRITISH POUND				US DOLLAR INDEX				JLY 7937 7805 7937* +107				
DEC	16586	16504	16564* +50	DEC	8845	8824	8828a +4	AUG	7430	7430	7430* +40	
MAR	16558	16468	16532* +52	MAR	8819	8790	8800a +2	FEB				
JUN	16510	16420	16492* +52.									

DTN GRAINS 25 SOYBEAN MEAL DEC 96 CONTRACT HIGH: 261.7 LOW: 178.0



DTN GRAINS 23 SOYBEANS JAN 97 CONTRACT HIGH: 8.240 LOW: 6.500

