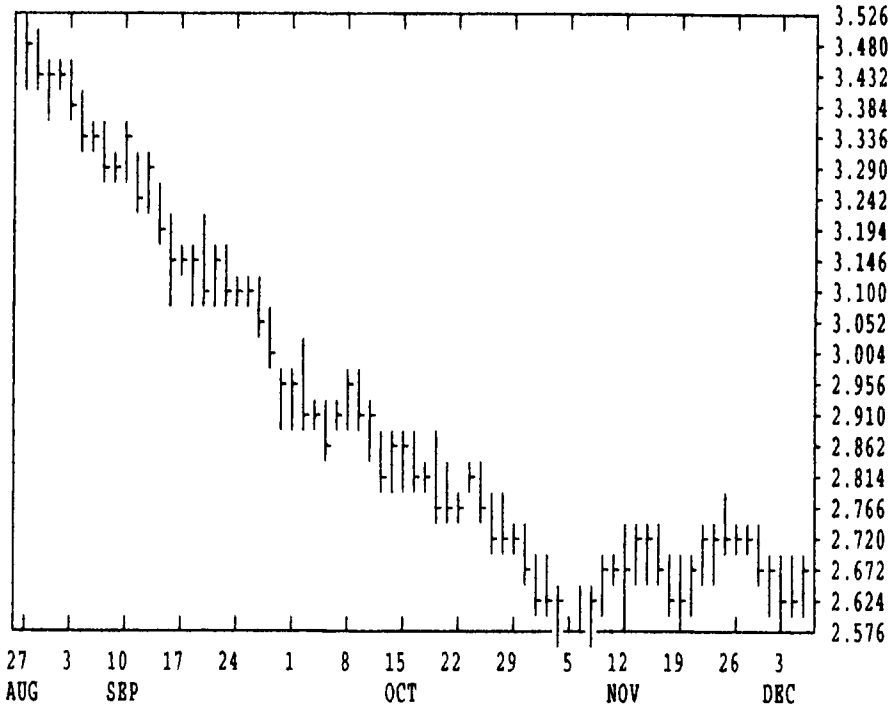


GRAIN, CATTLE AND HOG FUTURES MARKETS

(Closing bids: Thursday, December 5, 1996)

DTN GRAINS 18 CORN DEC 96 CONTRACT HIGH: 3.890 LOW: 2.390

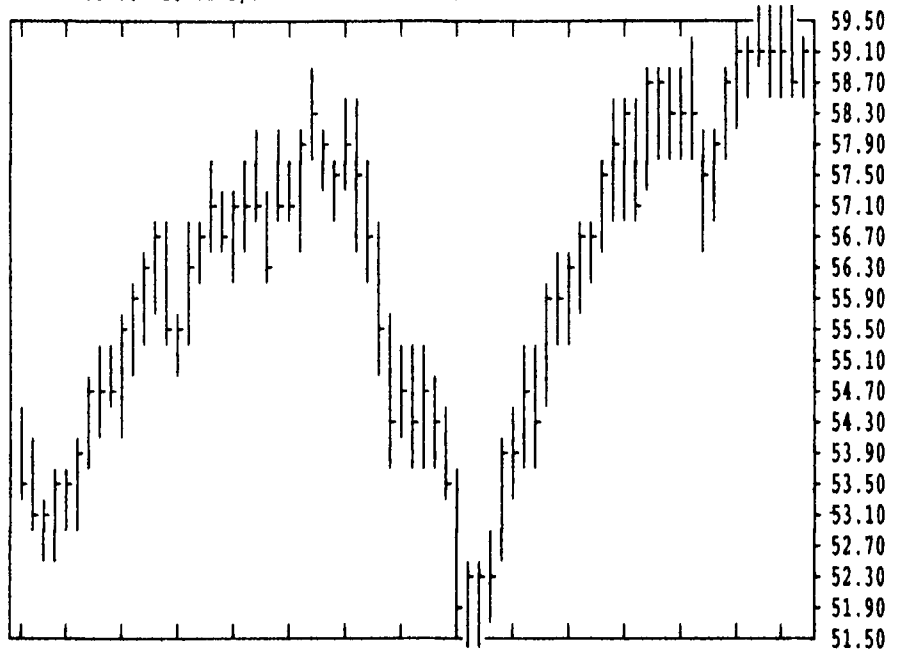


DTN FUTURES 14 12/05/96		TECHNICAL POINTS				SLOW STOCHASTIC						
PRICES ARE DECIMAL		MOVING AVERAGES				RSI'S						
CONTRACT	CLOSE	4-DAY	9-DAY	18-DAY	45-DAY	9DAY	14DAY	30DAY	%K	%D	%K	%D
WHEAT DEC	384.75	385.31	397.42	397.76	398.87	39.9	42.2	42.3	10	7	35	54
WHEAT MAR	375.50	373.75	381.06	384.57	388.40	41.3	41.9	40.2	17	10	29	44
KCWHT DEC	443.00	438.12	443.00	436.82	429.17	59.2	57.4	51.1	23	14	65	72
KCWHT MAR	396.00	391.62	398.33	398.69	401.94	48.9	47.4	42.4	21	11	44	58
MNWHT DEC	420.25	418.00	420.64	414.11	409.07	57.7	56.3	50.3	36	32	73	77
CORN DEC	268.50	266.50	269.92	269.54	274.79	47.1	44.1	39.6	24	15	46	60
CORN MAR	267.00	264.75	269.44	270.36	278.68	41.4	38.9	36.5	21	12	24	42
CORN MAY	269.75	268.12	272.94	274.40	283.70	36.9	35.3	34.4	18	10	18	33
OATS DEC	146.25	145.44	149.81	153.15	162.31	34.1	34.6	37.9	16	10	6	10
BEANS JAN	702.00	700.37	706.67	700.58	700.74	50.3	49.3	45.9	21	19	72	83
BEANS MAR	697.25	694.94	702.56	698.71	703.43	47.1	46.2	43.8	18	14	68	80
BEANS MAY	694.25	691.75	699.56	698.01	704.53	44.5	43.8	42.2	19	10	60	72
MEAL JAN	223.70	225.30	227.28	226.32	226.35	39.8	43.6	44.8	21	25	70	80
OIL JAN	23.23	23.00	23.30	23.39	23.43	47.0	45.8	43.8	22	12	34	50
CATTLE DEC	66.43	66.60	66.57	67.18	66.51	45.1	46.5	48.4	30	48	29	28
CATTLE FEB	63.58	63.65	63.42	63.94	63.72	48.4	48.1	47.7	36	55	38	34
FDRCAT JAN	66.95	66.87	66.12	66.71	65.74	56.7	55.8	55.3	63	75	46	34
HOGS DEC	59.25	59.16	58.97	58.56	56.59	62.9	61.9	58.5	49	65	89	92
HOGS FEB	77.18	77.65	77.56	77.20	76.51	49.9	53.3	56.3	27	50	67	80
PKBLS FEB	78.60	79.45	78.60	77.02	73.97	56.4	56.7	53.5	39	64	84	87
COTTON DEC	74.17	74.29	74.17	73.03	73.24	55.9	54.8	51.4	38	59	85	87
COTTON MAR	75.60	75.65	75.55	74.65	74.79	55.8	54.7	51.3	36	56	83	88

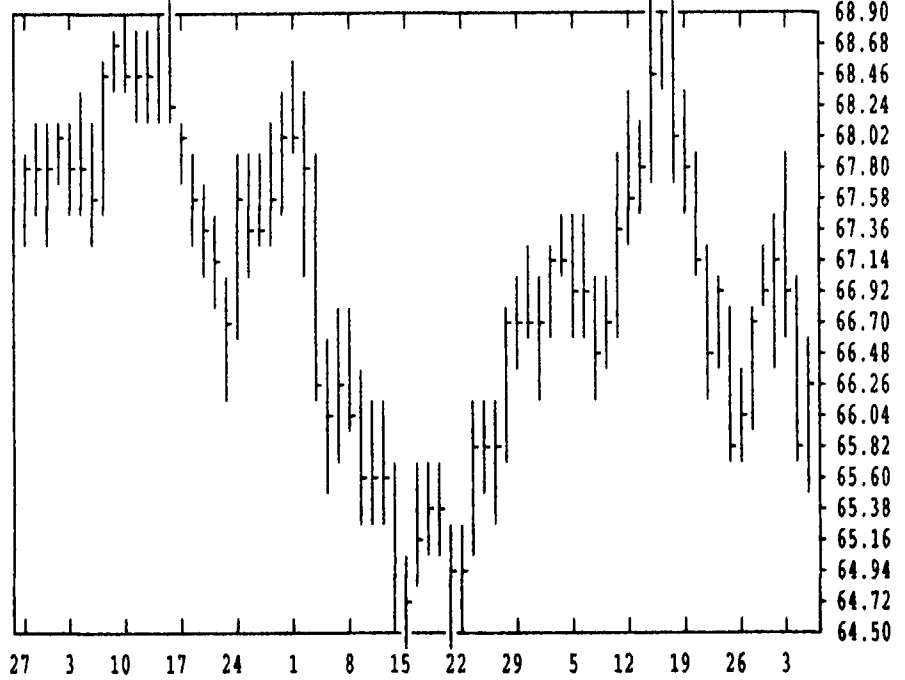
CORN				CHICAGO WHEAT				K.C. WHEAT			
	HIGH	LOW	LAST CHG		HIGH	LOW	LAST CHG		HIGH	LOW	LAST CHG
DEC	2694	2640	2684* +24	DEC	3860	3770	3846* +64	DEC	4450	4346	4430* +70
MAR	2674	2604	2670* +36	MAR	3760	3664	3754* +52	MAR	3974	3864	3960* +70
MAY	2700	2634	2696* +30	MAY	3540	3480	3520* +6	MAY	3650	3574	3650* +30
JLY	2720	2666	2716* +22	JLY	3334	3280	3324* +12	JLY	3400	3350	3394* +14
SEP	2664	2620	2660* +16	SEP	3360	3334	3354* -14	SEP	3390	3374	3390* +10
DEC	2650	2606	2646* +12	DEC	3470	3444	3444* -24	MINN WHEAT			
MAR	2704	2662	2704* +10	OATS				DEC	4210	4134	4202* +26
JLY	2790	2734	2784* 0	DEC	1462	1440	1462* +22	MAR	3790	3704	3776* +44
DEC	2640	2594	2636* +12	MAR	1544	1516	1540* +12	MAY	3610	3550	3594* +14
SOYBEANS				MAY	1582	1560	1576* +12	JLY	3500	3460	3494* +4
JAN	7040	6890	7020* +50	JLY	1614	1592	1614* +14	SEP	3440	3400	3404* 0
MAR	6984	6850	6972* +60	SOYBEAN MEAL				SOYBEAN OIL			
MAY	6950	6830	6942* +54	DEC	2347	2300	2346* -5	DEC	2305	2253	2305* +42
JLY	6950	6834	6940* +52	JAN	2238	2198	2237* -1	JAN	2330	2281	2323* +32
AUG	6920	6820	6920* +60	MAR	2182	2135	2177* +6	MAR	2363	2316	2356* +33
SEP	6740	6650	6740* +40	MAY	2145	2105	2145* +19	MAY	2385	2345	2382* +32
NOV	6644	6534	6636* +52	JULY	2135	2098	2135* +20	JULY	2410	2370	2408* +31
JAN	6690	6590	6690* +54	AUG	2120	2087	2120* +20	AUG	2415	2390	2415* +35
JLY	6784	6784	6784* +64	SEP	2070	2055	2065* +10	SEP	2420	2400	2420* +30
NOV	6520	6430	6520* +30	OCT	2030	2020	2030* +10	OCT	2430	2415	2430* +27

LIVE CATTLE				FEEDER CATTLE				LIVE HOGS			
	HIGH	LOW	LAST CHG		HIGH	LOW	LAST CHG		HIGH	LOW	LAST CHG
DEC	6647	6565	6642* +52	JAN	6700	6622	6695* +47	DEC	5930	5875	5925* +45
FEB	6367	6252	6357* +67	MAR	6650	6575	6645* +47	FEB	7735	7642	7717* +30
APR	6520	6440	6517* +60	APR	6685	6620	6680* +40	APR	7255	7160	7205* +20
JUN	6325	6272	6322* +32	MAY	6735	6660	6732* +50	JUN	7527	7435	7520* +57
AUG	6275	6237	6275* +22	AUG	6885	6815	6880* +37	JULY	7240	7170	7235* +35
OCT	6542	6510	6530* +15	SEP	6875	6810	6875* +42	AUG	6825	6760	6822* +22
DEC	6622	6590	6610* +22	OCT	6870	6800	6870* +37	OCT	6105	6060	6090* +20
FEB				NOV	6870	6855	6870* +20	DEC	6070	6040	6057* +17
SWISS FRANC				CANADIAN DOLLAR				PORK BELLIERS			
DEC	7652	7571	7619* +39	DEC	7374	7348	7370* -22	FEB	7885	7725	7860* +75
MAR	7715	7632	7681* +39	MAR	7416	7386	7410* -27	MAR	7820	7690	7812* +85
JUN	7752	7720	7746* +39	JUN	7452	7423	7445* -32	MAY	7880	7715	7880* +120
BRITISH POUND				US DOLLAR INDEX				JULY 7900 7730 7872* +82			
DEC	16340	16156	16320* -108	DEC	8793	8788	8810a -40	AUG	7410	7350	7410* -2
MAR	16310	16110	16286* -104	MAR	8762	8762	8780a -44	FEB			

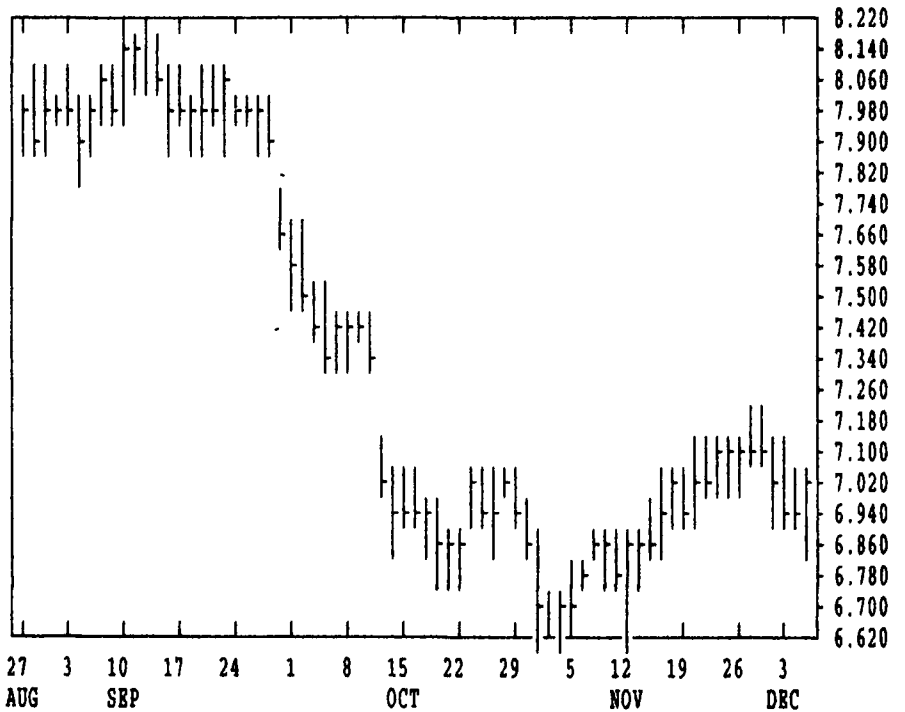
DTN LIVESTOCK 18 LIVE/LEAN HOGS DEC 96 CONTRACT HIGH: 59.62 LOW: 41.90



DTN LIVESTOCK 19 CATTLE, LIVE DEC 96 CONTRACT HIGH: 68.97 LOW: 59.40



DTN GRAINS 23 SOYBEANS JAN 97 CONTRACT HIGH: 8.240 LOW: 6.500



DTN GRAINS 25 SOYBEAN MEAL DEC 96 CONTRACT HIGH: 261.7 LOW: 178.0

