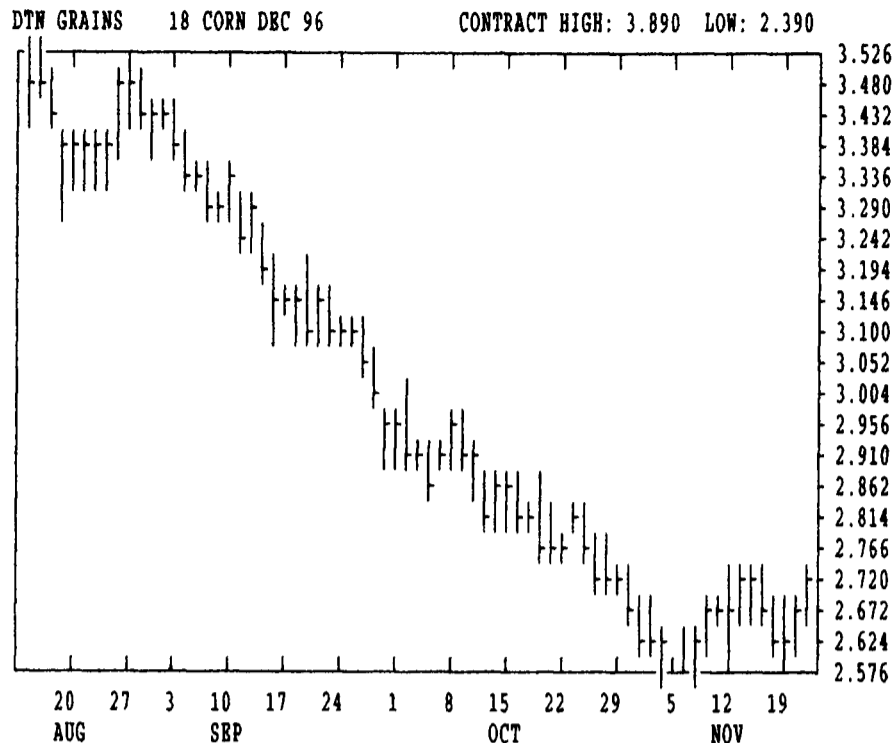
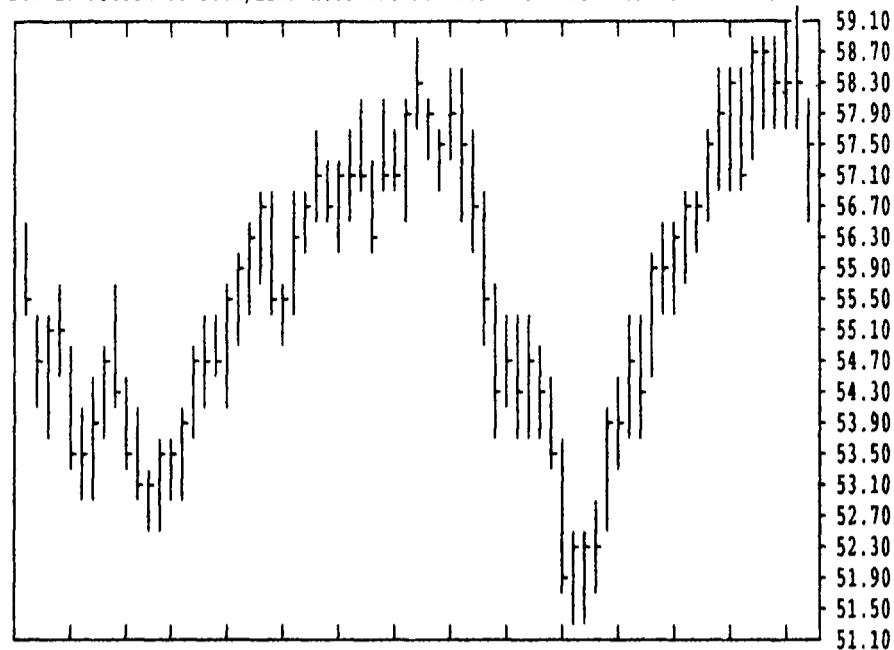


# GRAIN, CATTLE AND HOG FUTURES MARKETS

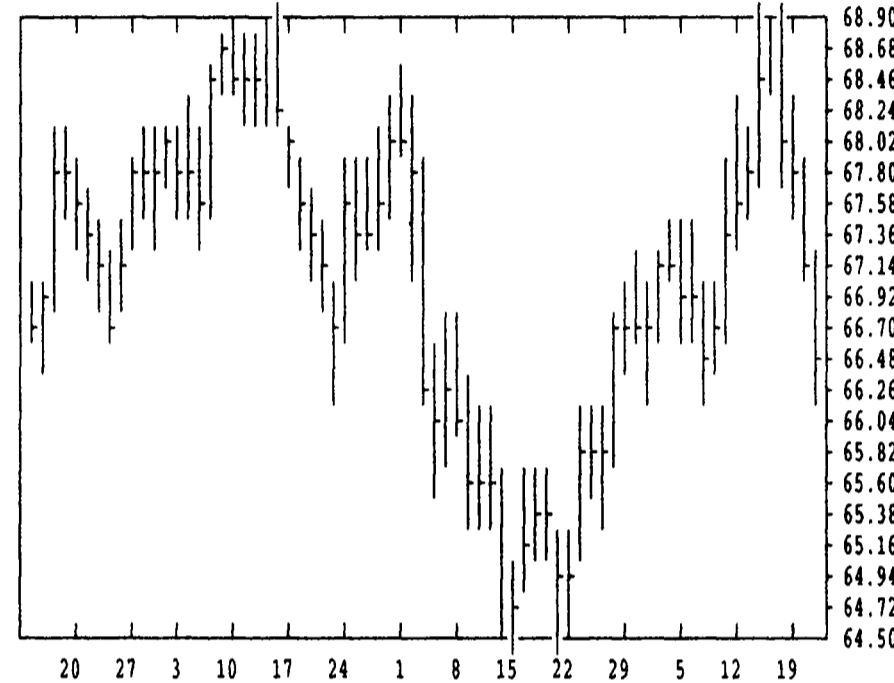
(Closing bids: Thursday, November 21, 1996)



DTN LIVESTOCK 18 LIVE/LEAN HOGS DEC 96 CONTRACT HIGH: 59.30 LOW: 41.90



DTN LIVESTOCK 19 CATTLE, LIVE DEC 96 CONTRACT HIGH: 68.97 LOW: 59.40

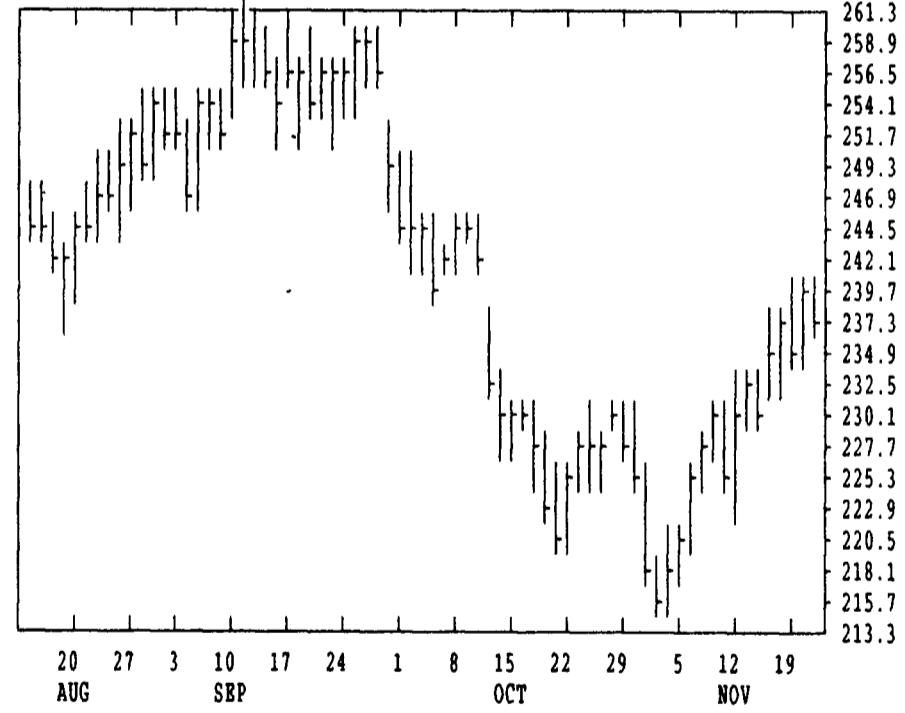


DTN FUTURES 14 11/21/96		TECHNICAL POINTS				SLOW STOCHASTIC						
PRICES ARE DECIMAL		MOVING AVERAGES		RSI'S		5 DAY		20 DAY				
CONTRACT	CLOSE	4-DAY	9-DAY	18-DAY	45-DAY	9DAY	14DAY	30DAY	%K	%D	%K	%D
WHEAT DEC	408.25	403.31	398.11	387.01	405.16	63.9	57.6	48.2	69	65	80	69
WHEAT MAR	388.50	388.06	388.08	379.11	395.97	54.0	50.2	43.2	45	43	71	67
KCWHT DEC	440.00	431.44	430.64	418.43	427.98	65.7	60.2	50.3	69	54	79	79
KCWHT MAR	401.00	396.88	399.06	391.68	407.49	55.6	50.7	42.0	42	34	63	62
MNWHT DEC	413.25	407.37	407.58	397.92	408.55	59.9	56.0	47.7	57	42	71	72
CORN DEC	272.50	268.44	269.17	267.14	281.81	56.2	47.6	39.9	45	36	45	42
CORN MAR	272.50	270.25	271.28	270.94	287.19	47.9	41.0	36.6	37	32	31	31
CORN MAY	277.00	275.50	275.86	276.21	292.75	45.8	38.8	35.3	38	40	29	26
OATS DEC	157.25	154.44	156.50	157.67	166.00	46.5	43.2	42.0	40	24	12	10
BEANS JAN	706.00	702.94	694.50	687.32	716.59	61.0	53.4	46.0	74	82	86	73
BEANS MAR	705.75	702.50	694.86	689.72	721.29	59.7	51.7	44.8	72	80	80	67
BEANS MAY	707.50	704.06	696.47	692.07	723.00	60.3	51.8	44.5	75	82	81	68
MEAL DEC	238.20	238.38	234.33	228.97	235.62	62.7	57.8	51.6	77	84	92	91
OIL DEC	23.29	23.36	23.22	23.06	23.55	52.6	49.4	44.6	37	61	78	71
CATTLE DEC	66.53	67.41	67.79	67.34	66.71	39.0	44.4	48.5	8	27	67	82
CATTLE FEB	63.30	63.97	64.47	64.12	63.99	32.4	38.7	44.0	7	16	57	74
PEDCT NOV	64.40	64.56	64.92	64.77	64.33	44.4	48.3	51.1	2	5	63	75
HOGS DEC	57.50	58.12	58.16	56.99	56.23	53.1	55.2	54.7	44	58	89	92
PKBLS FEB	73.95	75.87	75.45	73.11	73.88	49.2	50.4	49.1	35	55	76	86

CORN				CHICAGO WHEAT				K.C. WHEAT						
HIGH	LOW	LAST	CHG	HIGH	LOW	LAST	CHG	HIGH	LOW	LAST	CHG			
DEC	2734	2706	2724*	+24	DEC	4210	4074	4082*	-50	DEC	4530	4400	4400*	-6
MAR	2744	2716	2724*	+10	MAR	4024	3880	3884*	-64	MAR	4124	4000	4010*	-12
MAY	2786	2756	2770*	+6	MAY	3714	3590	3604*	-70	MAY	3824	3720	3724*	-14
JLY	2812	2776	2794*	+14	JLY	3484	3420	3434*	-24	JLY	3560	3504	3510*	-10
SEP	2760	2740	2742*	+10	SEP	3520	3460	3460*	-30	SEP	3530	3530	3530*	0
DEC	2742	2726	2736*	+14	DEC	3610	3570	3570*	-2	MINN WHEAT				
MAR	2800	2792	2800*	+10	OATS				DEC	4260	4124	4132*	-36	
JLY	2880	2850	2874*	+4	DEC	1584	1564	1572*	+16	MAR	3984	3874	3882*	-32
DEC	2730	2730	2730*	+12	MAR	1644	1624	1632*	+14	MAY	3870	3770	3770*	-30
SOYBEANS					MAY	1680	1656	1670*	+14	JLY	3754	3680	3680*	-24
JAN	7120	7030	7060*	-10	JLY	1694	1680	1684*	+10	SEP	3640	3584	3620*	+30
MAR	7120	7030	7056*	-12	SOYBEAN MEAL				SOYBEAN OIL					
MAY	7130	7050	7074*	-6	DEC	2413	2377	2382*	-18	DEC	2360	2325	2329*	-8
JLY	7150	6996	7092*	-6	JAN	2318	2286	2292*	-9	JAN	2385	2351	2357*	-8
AUG	7120	7060	7064*	-20	MAR	2260	2228	2238*	-4	MAR	2420	2388	2391*	-10
SEP	6950	6900	6900*	-30	MAY	2220	2193	2202*	0	MAY	2450	2410	2419*	-14
NOV	6884	6800	6814*	-40	JLY	2220	2197	2201*	+1	JLY	2472	2445	2447*	-8
JAN	6854	6820	6820*	-34	AUG	2215	2190	2193*	+3	AUG	2470	2450	2450*	-8
JLY	6990	6970	6970*	-20	SEP	2185	2150	2150*	+10	SEP	2485	2456	2456*	-6
NOV	6680	6680	6680*	0	OCT	2125	2105	2105*	+3	OCT	2480	2480	2480*	0

LIVE CATTLE				FEEDER CATTLE				LIVE HOGS						
HIGH	LOW	LAST	CHG	HIGH	LOW	LAST	CHG	HIGH	LOW	LAST	CHG			
DEC	6720	6630	6652*	-75	JAN	6695	6550	6577*	-122	DEC	5785	5690	5750*	-72
FEB	6400	6320	6330*	-77	MAR	6607	6482	6512*	-120	FEB	7675	7550	7627*	-95
APR	6557	6482	6485*	-75	APR	6610	6507	6555*	-100	APR	7180	7070	7115*	-80
JUN	6347	6280	6282*	-62	MAY	6640	6515	6560*	-105	JUN	7455	7372	7427*	-47
AUG	6285	6225	6232*	-42	AUG	6770	6650	6715*	-77	JLY	7210	7140	7165*	-80
OCT	6530	6480	6485*	-50	SEP	6725	6655	6690*	-70	AUG	6840	6780	6817*	-72
DEC	6570	6550	6552*	-25	OCT	6750	6670	6685*	-75	OCT	6190	6150	6167*	-42
FEB					NOV					DEC	6200	6160	6190*	-40
SWISS FRANC					CANADIAN DOLLAR					PORK BELLIES				
DEC	7919	7886	7915*	0	DEC	7488	7474	7481*	+2	FEB	7605	7360	7395*	-207
MAR	7983	7952	7981*	0	MAR	7535	7522	7528*	+2	MAR	7530	7310	7330*	-202
JUN	8046	8039	8046*	-1	JUN	7585	7571	7571*	+2	MAY	7555	7345	7462*	-117
BRITISH POUND					US DOLLAR INDEX					JLY				
DEC	16904	16820	16886*	+90	DEC	8630	8603	8618a	+10	AUG	7325	7325	7325*	-155
MAR	16868	16786	16846*	+90	MAR	8593	8580	8590*	+6	FEB				

DTN GRAINS 25 SOYBEAN MEAL DEC 96 CONTRACT HIGH: 261.7 LOW: 178.0



DTN GRAINS 18 CORN DEC 96 CONTRACT HIGH: 3.890 LOW: 2.390

