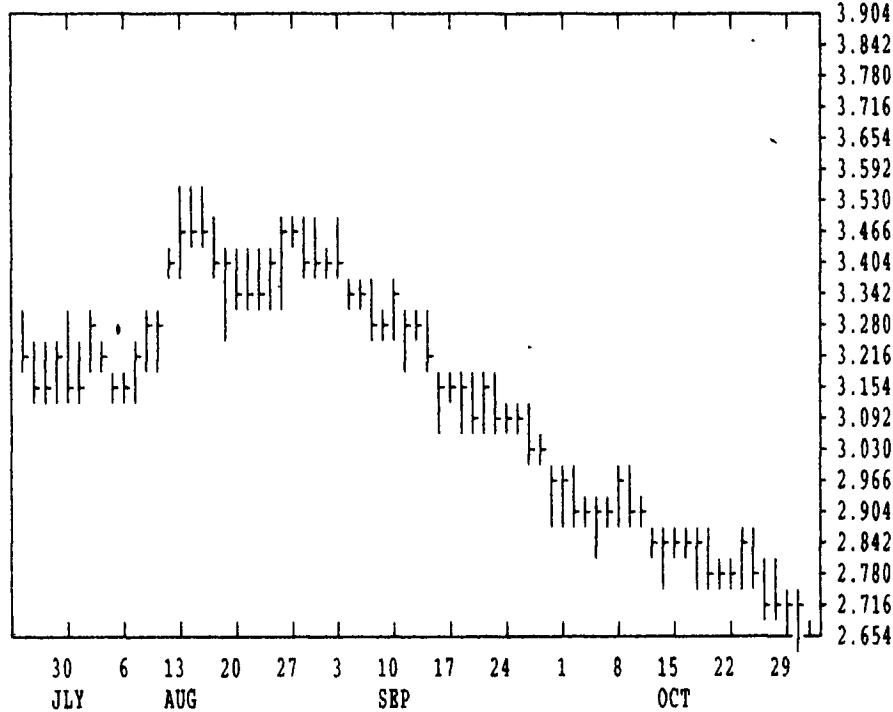


# GRAIN, CATTLE AND HOG FUTURES MARKETS

(Closing bids: Thursday, October 31, 1996)

DTN GRAINS 18 CORN DEC 96 CONTRACT HIGH: 3.890 LOW: 2.390

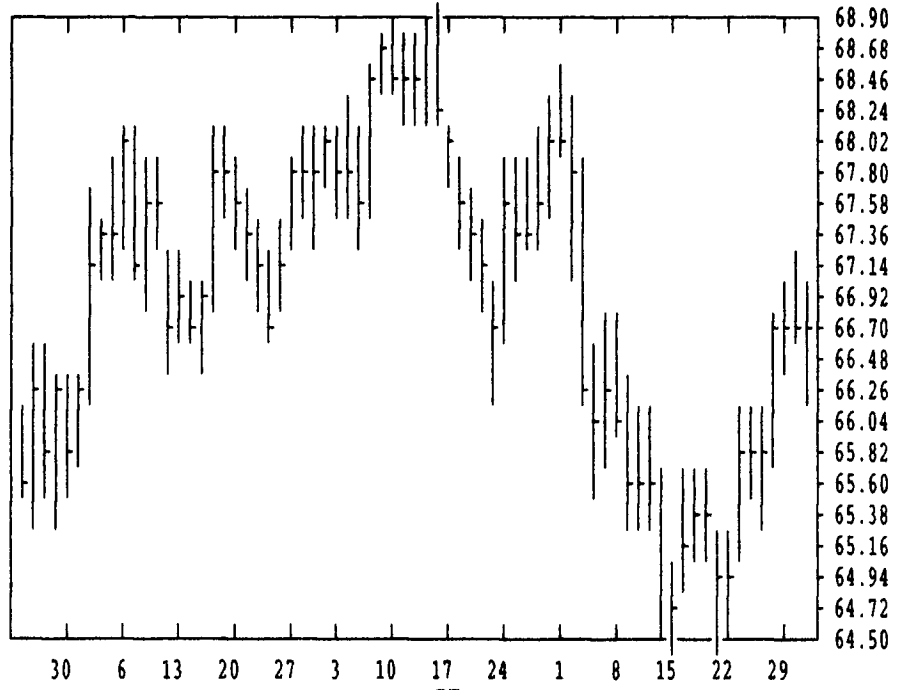


DTN FUTURES		14 10/25/96		DTN WEEKLY TECHNICAL SUMMARY				10/25	
		Past Week's (10/21-10/25)		September's		Current			
		High	Low	Close	High	Low	Support	Resistance	
NEARBY WHEAT		406.00	381.00	389.75	453.50	412.00	339.50	429.50	
MAR WHEAT		397.00	378.00	382.25	442.50	409.00	339.50	404.50	
NEARBY KCWHT		433.00	420.50	427.75	462.00	421.00	394.25	448.00	
MAR KCWHT		413.00	398.00	401.00	470.00	415.5	394.25	415.00	
NEARBY MGEWT		414.00	405.00	406.75	442.50	403.00	359.50	429.00	
NEARBY CORN		283.25	275.00	275.25	337.75	294.00	268.25	312.50	
MAR CORN		289.00	278.50	278.75	339.75	301.75	250-278.00	305.00	
MAY CORN		294.25	283.50	284.00	345.75	308.5	????-283.50	318.50	
NEARBY OATS		178.50	163.75	164.75	186.75	161.00	154.00	189.00	
NEARBY BEANS		707.00	678.00	700.50	815.00	755.5	652-675.00	730.00	
JAN BEANS		706.75	679.00	699.00	822.00	764.00	679.00	735.00	
MAR BEANS		711.00	683.00	704.75	827.00	770.00	683.00	743.00	
NEARBY MEAL		230.70	221.20	228.70	265.80	252.00	214.50	251.80	
NEARBY BNOIL		23.69	22.88	23.27	26.07	23.78	21.13	23.97-25.14	
NEARBY LIVCT		66.20	64.55	65.80	73.55	71.10	61.625	73.95	
FEB LIVCT		63.325	62.475	62.775	65.675	64.00	60.15	64.50	
NEARBY FBDCT		63.30	62.20	62.25	65.55	63.025	57.75	65.50	
NEARBY LIVHG		54.25	51.50	52.45	58.575	51.975	51.375	59.00	
FEB LNHOG		75.15	71.15	71.925	77.775	73.95	69.75	74.15	
FEB PKBLS		70.75	65.30	67.925	80.30	73.30	65.30	80.20	
NEARBY COTTN		73.50	71.15	72.54	77.90	72.60	69.00	78.50	
MAR COTTN		74.75	72.60	74.11	78.81	74.93	72.00	75.95	

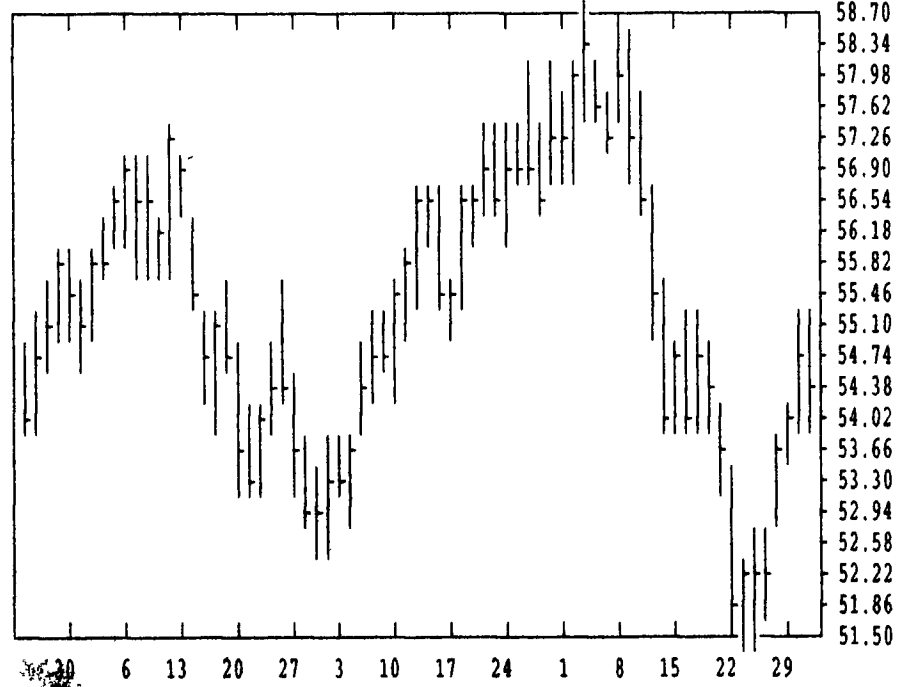
CORN				CHICAGO WHEAT				K. C. WHEAT			
HIGH	LOW	LAST	CHG	HIGH	LOW	LAST	CHG	HIGH	LOW	LAST	CHG
DEC 2692	2654	2660*	-42	DEC 3794	3700	3712*	-96	DEC 4140	4016	4044*	-106
MAR 2760	2720	2724*	-42	MAR 3730	3670	3684*	-64	MAR 3924	3824	3840*	-96
MAY 2824	2784	2790*	-44	MAY 3630	3574	3584*	-46	MAY 3740	3660	3660*	-80
JLY 2866	2832	2834*	-44	JLY 3524	3470	3484*	-40	JLY 3590	3530	3590*	0
SEP 2810	2784	2790*	-30	SEP 3560	3510	3514*	-34	SEP 3590	3560	3590*	0
DEC 2800	2766	2784*	-30	DEC 3590	3590	3590*	-40	MINN WHEAT			
MAR 2854	2840	2854*	-30	OATS				DEC 3950	3850	3856*	-124
JLY 2950	2910	2950*	-20	DEC 1606	1580	1582*	-32	MAR 3834	3774	3792*	-56
DEC 2730	2730	2730*	-10	MAR 1646	1626	1632*	-24	MAY 3780	3750	3766*	-34
SOYBEANS				MAY 1674	1660	1660*	-24	JLY 3714	3712	3712*	-2
NOV 6870	6660	6676*	-216	JLY 1694	1680	1680*	-20	SEP 3680	3650	3650*	0
JAN 6890	6670	6690*	-216	SOYBEAN MEAL				SOYBEAN OIL			
MAR 6954	6720	6734*	-240	DEC 2260	2190	2195*	-71	DEC 2294	2258	2259*	-35
MAY 6980	6770	6780*	-224	JAN 2217	2145	2147*	-77	JAN 2320	2285	2286*	-36
JLY 7014	6810	6824*	-206	MAR 2184	2105	2110*	-79	MAR 2359	2322	2324*	-35
AUG 6974	6790	6794*	-204	MAY 2162	2085	2088*	-79	MAY 2390	2358	2359*	-35
SEP 6810	6680	6680*	-172	JLY 2160	2090	2091*	-74	JLY 2420	2390	2392*	-35
NOV 6740	6590	6594*	-164	AUG 2150	2080	2083*	-82	AUG 2430	2395	2395*	-35
JAN 6660	6600	6660*	-160	SEP 2110	2035	2035*	-60	SEP 2440	2400	2401*	-39
NOV 6600	6600	6600*	-54	OCT 2115	2075	2075*	-35	OCT 2450	2420	2420*	-30

LIVE CATTLE				FEEDER CATTLE				LIVE HOGS			
HIGH	LOW	LAST	CHG	HIGH	LOW	LAST	CHG	HIGH	LOW	LAST	CHG
DEC 6692	6637	6667*	-17	NOV 6410	6345	6402*	+47	DEC 5515	5415	5440*	-55
FEB 6372	6320	6347*	0	JAN 6520	6460	6510*	+30	FEB 7515	7395	7415*	-80
APR 6535	6490	6525*	+25	MAR 6460	6415	6450*	+15	APR 7077	6990	6995*	-72
JUN 6327	6285	6305*	+17	APR 6497	6460	6485*	+15	JUN 7525	7455	7465*	-60
AUG 6280	6245	6252*	+12	MAY 6520	6480	6515*	+30	JLY 7287	7245	7265*	-47
OCT 6525	6495	6500*	0	AUG 6647	6615	6647*	+12	AUG 6960	6915	6917*	-45
DEC 6545	6545	6545*	-5	SEP 6627	6600	6627*	+17	OCT 6365	6320	6325*	-65
FEB				OCT				DEC 6345	6325	6340*	-55
SWISS FRANC				CANADIAN DOLLAR				PORK BELLIES			
DEC 8006	7897	7914*	-92	DEC 7494	7475	7491*	+21	FEB 7100	6800	6830*	-225
MAR 8074	7964	7984*	-94	MAR 7534	7518	7533*	+22	MAR 7100	6785	6827*	-232
JUN 8142	8050	8056*	-95	JUN 7570	7564	7566*	+23	MAY 7157	6925	6930*	-292

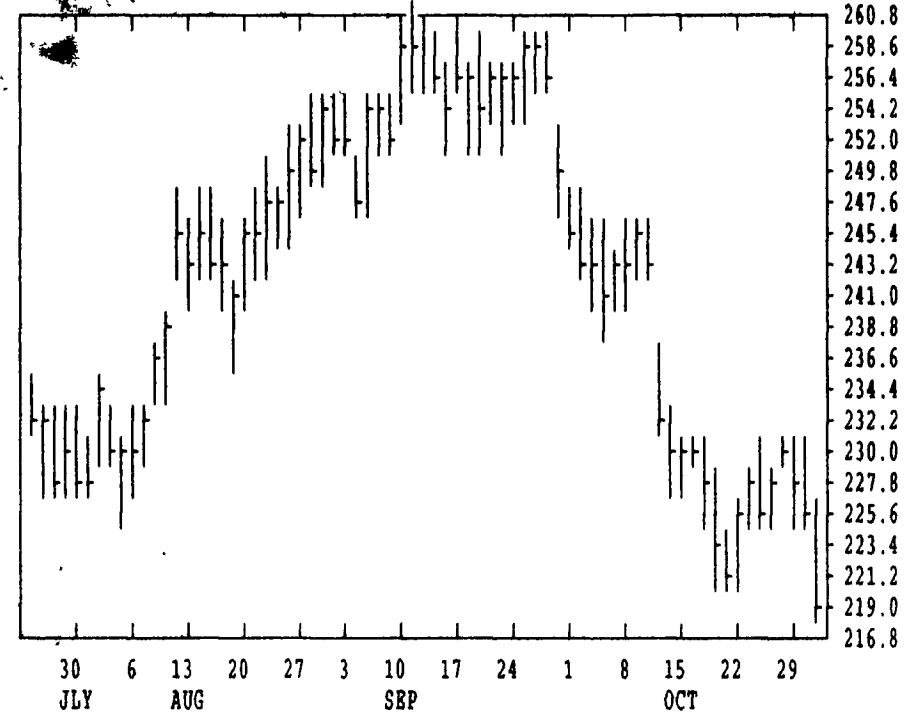
DTN LIVESTOCK 19 CATTLE, LIVE DEC 96 CONTRACT HIGH: 68.95 LOW: 59.40



DTN LIVESTOCK 18 LIVE/LEAN HOGS DEC 96 CONTRACT HIGH: 58.80 LOW: 41.90



DTN GRAINS 25 SOYBEAN MEAL DEC 96 CONTRACT HIGH: 261.7 LOW: 178.0



DTN GRAINS 23 SOYBEANS NOV 96 CONTRACT HIGH: 8.250 LOW: 5.850

