

**NE Chicken Parts 1&2**  
ATLANTA, GA  
OCTOBER 23, 1996

**NORTHEAST BROILER/FRYER PARTS - PART I FEDERAL-STATE**  
Trucklot buying activity was irregular with best activity noted on featured items. Offerings were usually sufficient to handle most immediate requirements with bone-in breasts still in the best position. Retail and distributive movement was moderate at best. Trade sentiment was cautious.

**PRICES PAID PER POUND, ICE PACKED AND CO2 PACKED BROILER/FRYER PARTS, DELIVERED TO FIRST RECEIVERS IN POOL TRUCKLOT AND TRUCKLOT QUANTITIES.**

**ITEM CURRENT NEGOTIATED TRADING\***

**BREAST - B/S (W & W/O TENDERS)**  
155-160 BREAST - WITH RIBS 74-75  
BREAST - LINE RUN 74 LEGS 52-53  
LEG QUARTERS (BULK) 42-43 DRUMSTICKS 52-53 THIGHS 40-41 WINGS (WHOLE) 49-50 BACKS AND NECKS (STRIPPED) 12-14 LIVERS (5 POUND TUBS) 30 GIZZARDS (HEARTS) 35

**INCLUDES NEW YORK CITY METROPOLITAN AREA, NORTHERN NEW JERSEY, MASSACHUSETTS, CONNECTICUT, RHODE ISLAND, AND PENNSYLVANIA (NORTHEAST OF HARRISBURG). \* TODAY'S NEGOTIATED SALES AS OF 11:30 A.M.**

**Delmarva Broiler**  
ATLANTA, GA  
OCTOBER 23, 1996

**DELMARVA BROILER/FRYER MARKET. FEDERAL-STATE**  
Movement of ready-to-cook whole birds remained seasonally light to moderate. Offerings ranged adequate to ample. Live

supplies were at least moderate; weights were often heavier desired. Processing schedules were moderately heavy. Less than trucklot asking prices were unchanged at 57 to 71 cents. Trade sentiment was generally no better than steady. In the parts complex, bone in breasts ranged adequate to closely cleared. Boneless skinless breasts were in closer balance, but remained at least adequate. Leg quarters were fully adequate. Wings and drums were in excess at several plants. Thighs were in short supply.

**ESTIMATED SLAUGHTER OF BROILER/FRYERS IN DELMARVA (000) 10/16 10/14**  
2,377 2,428 4.93 2,384 4.96

**\*BROILER/FRYER CURRENT NEGOTIATED PRICES FOR IMMEDIATE DELIVERY INCLUDES MOSTLY MULTIPLE-DROP SHIPMENTS OF BRANDED AND WING TAGGED TO NEW YORK CITY FROM DELMARVA BRANDED U.S. GRADE A RANGE 54-71. WEIGHTED AVERAGE 59.53 NO. OF BOXES 8,685**

\*8 of 9 plants reporting.  
**SOURCE: USDA/AMS POULTRY DIVISION, MARKET NEWS BRANCH FOR ADDITIONAL INFORMATION, PLEASE CALL (404) 347-4121.**

**NY Phil. Frozen Eggs**  
ATLANTA, GA  
OCTOBER 18, 1996

**EASTERN REGION FROZEN EGGS, OCTOBER 18, 1996. FEDERAL-STATE**  
Prices were higher for yolks, and generally unchanged for the balance of items. The market tone was at least steady with yolks in the firmest position. Demand was fair to good, and continued to focus on current needs. Floor stocks of frozen products were no more than adequate. Raw material offerings were barely adequate to adequate under a steady to firm market tone, and

prices were unchanged to higher. Edible liquid and frozen eggs (ingredients included) processed under federal inspection for the week ending October 12, 1996 in the Eastern region were 13% more than last week, and 10% greater than the same week last year.

**WHOLESALE SELLING PRICES (CENTS PER POUND IN 30 LB. CONTAINERS)**

**TRUCKLOTS LTL (MIN. 25 CONT.) RANGE MOSTLY RANGE**  
WHOLE 62-65 63-64 65-72 BLENDS  
(/) TFEWR 90-100 WHITES 41-45 42-44 45-55 SUGARED YOLKS (MIN 43% SOLIDS) 95-97 96 98-105 SALTED YOLKS (MIN 43% SOLIDS) 91-94 92-93 94-97

(/) - WHOLE PLUS YOLK PLUS SWEETENER, GENERALLY 28-32% EGG SOLIDS.

**Pa. Grain**

October 21, 1996

Report supplied by PDA

**COMPARED WITH TWO WEEKS AGO FOR SOUTHEASTERN, CENTRAL, AND SOUTH CENTRAL PA: CORN & WHEAT STEADY TO .25 LOWER, BARLEY STEADY TO .20 LOWER, OATS UNEVEN, MOSTLY STEADY TO STRONG, SOYBEANS .30 TO .70 LOWER, OLD EARCORN LITTLE OFFERED, NEW EARCORN MOSTLY STEADY. PRICES PAID DELIVERED TO DELIVERS DOCK: ALL PRICES PER BUSHEL, EXCEPT EAR CORN PER TON.**

**SOUTHEASTERN PENNSYLVANIA CORN NO. 2-Y RANGE 2.88-3.20, AVERAGE 3.02; WHEAT NO. 2 RANGE 4.25-4.68, AVERAGE 4.49, CONTRACT FOR HARVEST 3.34-3.50; BARLEY NO. 3 RANGE 3.00-3.25 FEW REPORTED 3.50, AVERAGE 3.21, CONTRACT FOR HARVEST 2.00-2.10; OATS NO. 2 RANGE 2.10-2.55, AVERAGE 2.34;**

**SOYBEANS RANGE 6.50-6.67 FEW REPORTED 6.85, AVERAGE 6.58; FEW REPORTED GRAIN SORGHUM #2, RANGE 2.83, AVERAGE 2.83; FEW REPORTED OLD EARCORN RANGE 85.00-144.00, AVERAGE 117.86; AVERAGE MOISTURE NEW EARCORN RANGE 60.00-74.00, AVERAGE 66.67.**

**SOUTH CENTRAL PENNSYLVANIA**

**CORN NO. 2-Y RANGE 2.95-3.30, AVERAGE 3.06; WHEAT NO. 2 RANGE 4.00-4.50, AVERAGE 4.21; BARLEY NO. 3 RANGE 3.00-3.50, AVERAGE 3.22; OATS NO. 2 RANGE 2.00-2.60 FEW REPORTED 2.80, AVERAGE 2.34; SOYBEANS RANGE 6.42-6.60, AVERAGE 6.54; FEW REPORTED OLD EARCORN RANGE 90.00-115.00, AVERAGE 102.00; AVERAGE MOISTURE NEW EARCORN RANGE FEW REPORTED 60.00-70.00, AVERAGE 67.33.**

**SOUTHEASTERN, CENTRAL & SOUTH CENTRAL SUMMARY**

**CORN NO. 2-Y RANGE 2.88-3.25, AVERAGE 3.05; WHEAT NO. 2 RANGE 4.15-4.58, AVERAGE 4.39; BARLEY NO. 3 RANGE 3.00-3.50, AVERAGE 3.24; OATS NO. 2 RANGE 1.90-2.60, AVERAGE 2.28; SOYBEANS NO. 1 RANGE 6.30-6.67, AVERAGE 6.53; FEW REPORTED OLD EARCORN RANGE 80.00-144.00, AVERAGE 106.88; AVERAGE MOISTURE NEW EARCORN RANGE 60.00-74.00, AVERAGE 66.31.**

**CENTRAL PENNSYLVANIA**

**CORN NO. 2-Y RANGE 2.90-3.25, AVERAGE 3.08; WHEAT NO. 2 RANGE 4.20-4.40, AVERAGE 4.29; BARLEY NO. 3 RANGE 3.10-3.50 FEW REPORTED 3.70, AVERAGE 3.33; OATS NO. 2 RANGE 1.90-2.50, AVERAGE 2.19; SOYBEANS NO. 1 RANGE 6.30-6.65, AVERAGE 6.46; FEW REPORTED PER HUNDREDWEIGHT BUCKWHEAT RANGE 10.90, AVERAGE 10.90; FEW REPORTED OLDEARCORN RANGE 80.00-112.00, AVERAGE 95.40; AVERAGE MOISTURE NEW EARCORN RANGE FEW REPORTED 60.00, AVERAGE 60.00.**

**WESTERN PENNSYLVANIA**

**CORN NO. 2-Y RANGE 2.60-3.80**

**FEW REPORTED 4.25, AVERAGE 3.55; WHEAT NO. 2 RANGE 4.10-4.50, AVERAGE 4.30; BARLEY NO. 3 RANGE 3.10-3.25, AVERAGE 3.13; OATS NO. 2 RANGE 2.00-2.50, AVERAGE 2.26; SOYBEANS RANGE 6.30-6.42, AVERAGE 6.36, FEW REPORTED PER HUNDREDWEIGHT BUCKWHEAT RANGE 9.95, AVERAGE 9.95.**

**MONTH AGO**

**CORN NO. 2-Y 4.57; WHEAT NO. 2 4.46; BARLEY NO. 3 3.42; OATS NO. 2 2.23; SOYBEANS NO. 1 7.79; FEW REPORTED OLD EAR CORN 133.78.**

**YEAR AGO**

**CORN NO. 2-Y 3.19; WHEAT NO. 2 4.34; BARLEY NO. 3 1.91; OATS NO. 2 1.59; SOYBEANS NO. 1 6.13; EAR CORN 85.13; AVERAGE MOISTURE EARCORN 69.47.**

**Valley Stockyards**

Athens, Pa.

October 21, 1996

Report supplied by auction  
**HOLSTEIN HEIFER CALVES TO 110.00.**

**VEAL CALVES, NONE. VEALER BULL CALVES TO 97.50. SLAUGHTER CALVES 35.00 AND DOWN.**

**GRASSERS AND FEEDERS 14.00-30.00.**

**LAMBS 72.00-79.00. SHEEP 18.00-31.00.**

**HOGS, 200-250, TO 53.00. SOWS TO 35.00.**

**BOARS, NONE. PIGS, NONE.**

**HEIFERS, FAT, TO 38.00. STEERS TO 40.00.**

**STEERS, FEEDER, 16.50-34.00. BULLS 17.50-34.50.**

**COWS, GOOD, 33.25-38.00. COWS, MEDIUM, 27.50-32.75.**


**COWS, POOR OR SMALL, 26.75 AND DOWN.**

**CATTLE MARKET EASIER. CALF MARKET STEADY.**

**HORSES 325.00-410.00. PONIES 280.00.**

**GOATS 37.50-80.00.**

**HERE TODAY • HERE TO STAY**  
*For Buying or Selling Livestock*  
**Call Dunlaps at (717) 397-5136**



**Walter M. Dunlap and Sons**  
LANCASTER STOCKYARDS

*An Old Line Commission Firm Dedicated to Livestock Marketing for the 21st Century!*

**WHAT'S AHEAD FOR CATTLE & HOGS**

- We Deal In Futures And Options
- Our Only Business is Commodity Futures And Options
- In Allentown Area and Same Principals For Over 20 Years
- When Buying options, your risk is limited to the loss of the premium paid plus all transaction costs. Buying futures and options have inherent risks and should be done only with risk capital.

**FOR INFORMATION...LITERATURE... CHARTS...PLEASE CALL**

**(610) 366-7979 or 800-543-8939**

**LEHIGH VALLEY FUTURES INC.**  
Commerce Plaza, Suite 249, 5000 Tighman Street, Allentown, Pa 18104

The risk of loss in trading futures and options on futures can be substantial. Futures and options trading may not be suitable for everyone. You should carefully consider the risks in light of your financial condition in deciding whether to trade.

**Forney Longenecker**

Vice President/Financial Consultant  
Commodities

**SMITH BARNEY** 717-295-8914  
800-441-1997

A Member of *TravelersGroup*

**SMITH BARNEY INC.**

29 East King Street

Suite 200

Lancaster, PA 17602-2852

**Pennsylvania Agricultural Commodities Marketing Association, Inc.**

**FORWARD PRICING PACMA FEED INGREDIENTS**

- Corn
- Soybeans
- Wheat
- Soybean Meal
- Cottonseed
- Hogs
- Cattle
- Feed Grains
- Wheat
- Oilseeds



- Soybean Meal
- Distillers Grains
- Hominy
- Cottonseed

**RISK MANAGEMENT**

- Hedging Services
- Market Consultation
- Min./Max. Contracts
- Specialized Contracts

*A privately held full service commodity merchandising firm.*

**Call today to see how PACMA can broaden your marketing efforts whether you're BUYING or SELLING Agricultural Commodities**

**Rail Facilities are available at Green Castle & Palmyra, PA**

475 East High Street, Palmyra, PA 17078

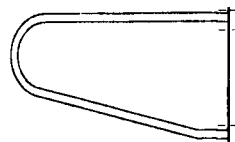
800-PACMA Inc. • 717-838-7050

**1-800-722-6246**

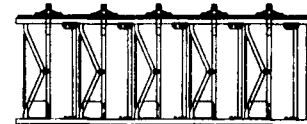
*Started by Producers for producers*



**Powder Coated Steel Barn Equipment**

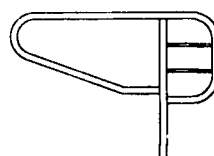


**Free Stalls**

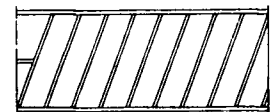


**Head Locks**

**Stanchions**



**Slant Bar Feeder Panels**



**Gates**

**See us at the Animal Housing Expo October 29 & 30**

**LEBANON VALLEY ENTERPRISES, INC.**

*Manufacturing • Powder Coating • Precast*

410 East Lincoln Ave., Myerstown, PA 17067 • (717) 866-2030