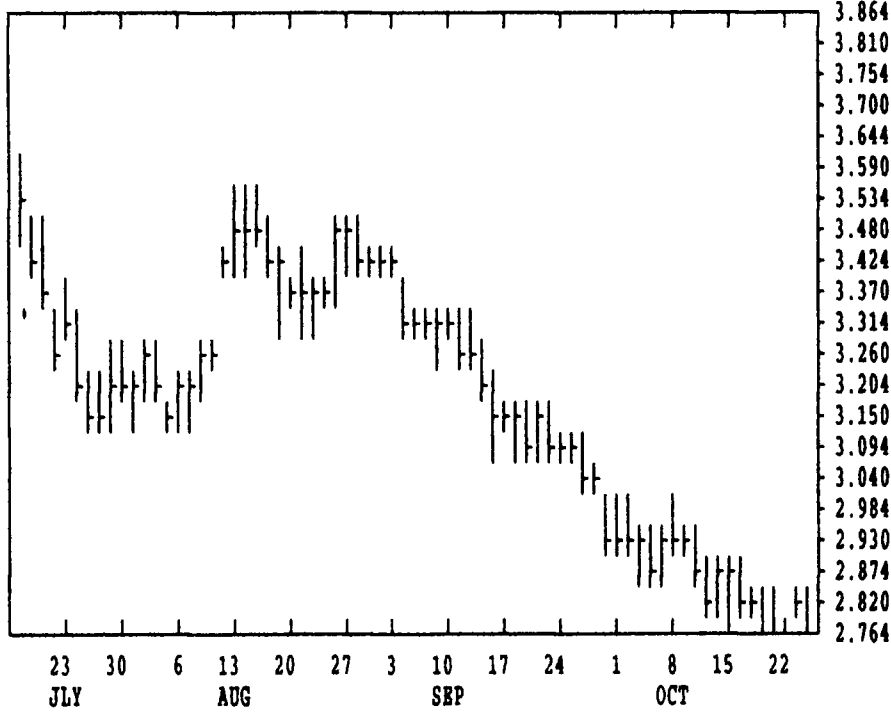


GRAIN, CATTLE AND HOG FUTURES MARKETS

(Closing bids: Thursday, October 24, 1996)

DTN GRAINS 18 CORN DEC 96 CONTRACT HIGH: 3.890 LOW: 2.390

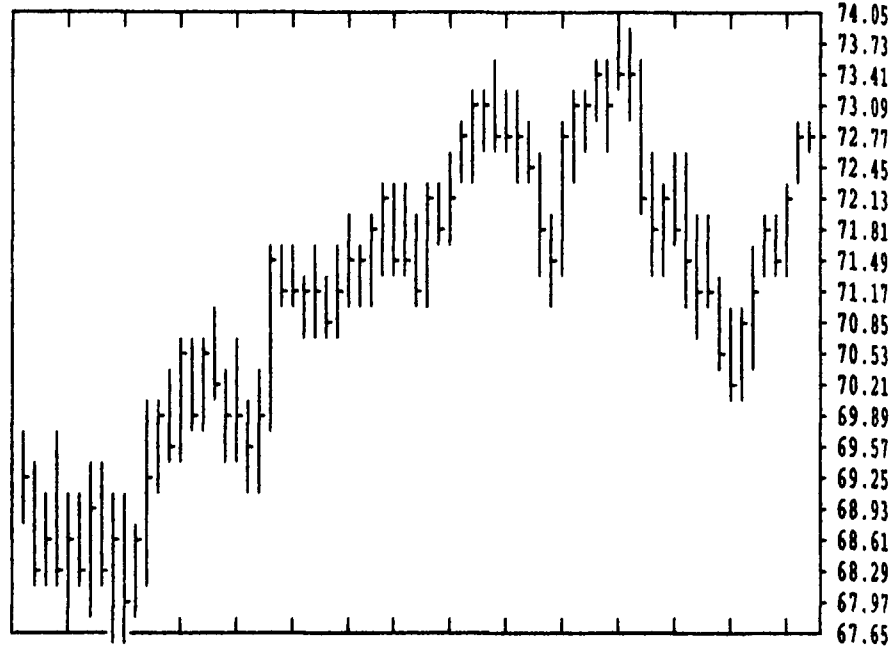


DTN FUTURES 14 10/24/96		TECHNICAL POINTS				SLOW STOCHASTIC						
PRICES ARE DECIMAL		MOVING AVERAGES				RSI'S						
CONTRACT	CLOSE	4-DAY	9-DAY	18-DAY	45-DAY	9DAY	14DAY	30DAY	%K	%D	%K	%D
WHEAT DEC	384.00	395.62	407.42	416.14	430.31	14.6	21.6	31.4	18	15	8	12
WHEAT MAR	380.00	388.81	398.08	405.35	422.58	12.6	19.4	29.8	13	11	6	10
KCWHT DEC	426.25	426.06	432.08	434.21	443.39	36.5	38.0	37.3	35	24	19	32
KCWHT MAR	401.25	405.50	411.64	416.85	432.92	20.3	25.2	30.3	16	15	9	12
MNWHT DEC	406.25	408.75	412.69	415.78	424.77	28.1	32.8	35.6	20	16	12	27
CORN DEC	278.00	279.81	282.11	287.00	310.47	27.3	27.5	33.9	38	29	8	7
CORN MAR	282.25	285.12	288.06	293.49	317.47	25.2	26.2	33.1	29	23	6	6
CORN MAY	287.50	290.50	293.56	299.10	323.37	24.0	25.1	32.4	29	22	6	6
OATS DEC	167.50	173.44	172.92	173.99	176.04	38.1	41.4	42.8	30	58	49	49
BEANS NOV	696.50	691.12	689.67	711.25	760.20	36.4	33.9	38.4	72	53	10	7
BEANS JAN	696.75	692.94	693.44	717.10	766.80	32.6	31.2	36.8	67	47	9	6
BEANS MAR	700.50	697.56	699.50	723.78	772.55	31.0	30.1	36.1	64	45	9	6
MEAL DEC	227.20	225.60	227.07	234.97	246.66	33.9	33.9	40.0	59	39	10	6
OIL DEC	23.26	23.33	23.18	23.45	24.80	41.9	39.3	39.4	72	69	26	20
CATTLE OCT	73.00	72.43	71.67	71.92	72.14	65.5	60.1	57.8	98	94	56	37
CATTLE DEC	65.80	65.44	65.23	65.83	67.03	49.6	45.9	47.0	71	59	23	18
FEDCT OCT	63.05	63.07	63.08	63.34	63.60	44.3	45.6	49.0	36	48	29	29
HOGS OCT	54.90	54.70	55.46	57.28	55.88	38.3	41.4	48.0	34	24	12	13
HOGS DEC	52.03	52.53	53.62	55.51	55.47	24.8	30.3	39.7	14	11	6	7
PKBLS FEB	68.10	67.71	69.58	73.59	76.72	30.1	32.8	38.7	33	26	13	12

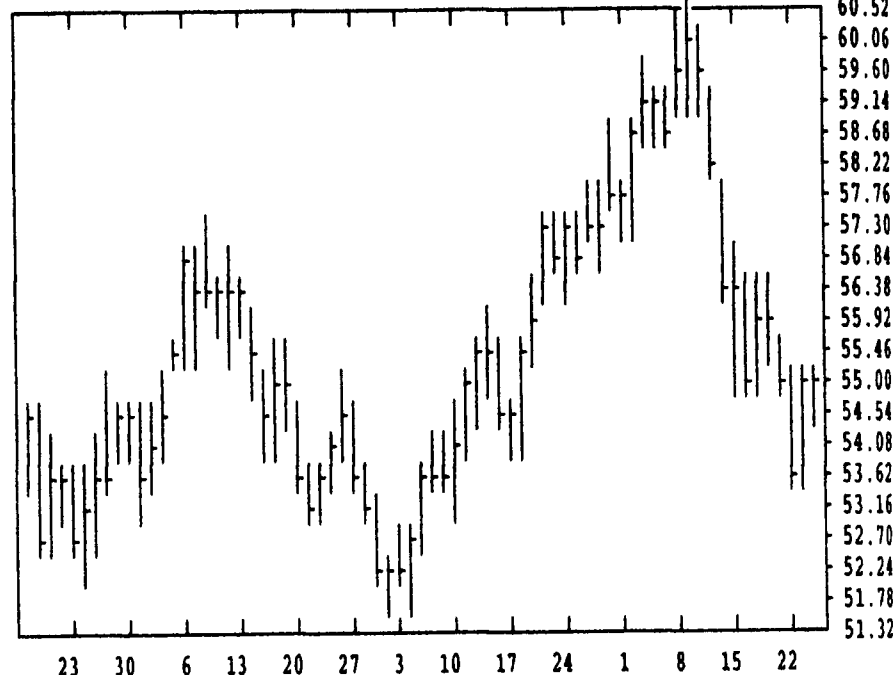
CORN				CHICAGO WHEAT				K.C. WHEAT			
DEC	HIGH	LOW	LAST CHG	DEC	HIGH	LOW	LAST CHG	DEC	HIGH	LOW	LAST CHG
DEC	2826	2776	2780* -46	DEC	3980	3820	3840* -144	DEC	4300	4220	4262* -10
MAR	2880	2820	2822* -60	MAR	3910	3790	3800* -110	MAR	4070	4004	4012* -50
MAY	2932	2870	2874* -60	MAY	3730	3650	3652* -76	MAY	3850	3780	3780* -64
JLY	2954	2886	2890* -64	JLY	3584	3530	3532* -46	JLY	3660	3604	3624* -34
SEP	2854	2804	2812* -46	SEP	3614	3564	3564* -54	SEP	3650	3620	3624* -44
DEC	2820	2784	2786* -36	DEC	3644	3644	3644* -14	MINN WHEAT			
MAR	2880	2850	2850* -34	OATS				DEC	4094	4054	4062* -26
JLY	2960	2924	2924* -44	DEC	1720	1672	1674* -56	MAR	4000	3910	3912* -72
DEC	2710	2700	2700* -30	MAR	1742	1710	1710* -50	MAY	3924	3850	3850* -54
SOYBEANS				MAY	1770	1744	1744* -40	JLY	3780	3760	3760* -40
NOV	7070	6950	6964* -20	JLY	1784	1764	1764* -36	SEP	3720	3720	3720* -30
JAN	7066	6960	6966* -36	SOYBEAN MEAL				SOYBEAN OIL			
MAR	7110	6994	7004* -50	DEC	2307	2270	2272* -10	DEC	2369	2320	2326* -27
MAY	7120	7000	7014* -60	JAN	2268	2232	2234* -12	JAN	2393	2350	2353* -26
JLY	7134	7010	7022* -70	MAR	2235	2197	2199* -17	MAR	2430	2383	2385* -27
AUG	7104	6980	7000* -60	MAY	2215	2177	2179* -13	MAY	2450	2410	2411* -27
SEP	6870	6800	6800* -20	JLY	2210	2180	2181* -11	JLY	2475	2430	2435* -30
NOV	6794	6710	6712* -32	AUG	2198	2165	2168* -16	AUG	2470	2435	2435* -30
JAN	6770	6770	6770* -30	SEP	2160	2110	2110* -20	SEP	2480	2441	2441* -34
NOV	6660	6630	6640* 0	OCT	2121	2085	2085* -12	OCT	2453	2453	2453* -27

LIVE CATTLE				FEEDER CATTLE				LIVE HOGS			
DEC	HIGH	LOW	LAST CHG	OCT	HIGH	LOW	LAST CHG	DEC	HIGH	LOW	LAST CHG
DEC	6617	6570	6580* -15	OCT	6317	6305	6305* -7	DEC	5255	5162	5202* -35
FEB	6330	6300	6307* -5	NOV	6385	6345	6357* +5	FEB	7235	7115	7170* -65
APR	6517	6487	6492* -15	JAN	6465	6435	6440* -7	APR	6885	6795	6822* -47
JUN	6317	6290	6290* -20	MAR	6442	6420	6420* -20	JUN	7355	7265	7337* -2
AUG	6285	6260	6262* -20	APR	6475	6450	6460* -17	JLY	7155	7070	7125* -30
OCT	6545	6525	6527* -22	MAY	6512	6480	6487* -12	AUG	6842	6760	6825* -10
DEC				AUG	6657	6650	6650* -7	OCT	6250	6200	6230* -17
FEB				SEP	6600	6600	6600* -10	DEC	6335	6280	6335* -15
SWISS FRANC				CANADIAN DOLLAR				PORK BELLIERS			
DEC	8009	7985	7998* -26	DEC	7465	7448	7456* -10	FEB	6910	6685	6810* +35
MAR	8081	8060	8073* -28	MAR	7507	7492	7498* -10	MAR	6880	6680	6775* +25
JUN	8152	8145	8149* -30	JUN	7544	7531	7532* -10	MAY	7020	6835	6940* +37

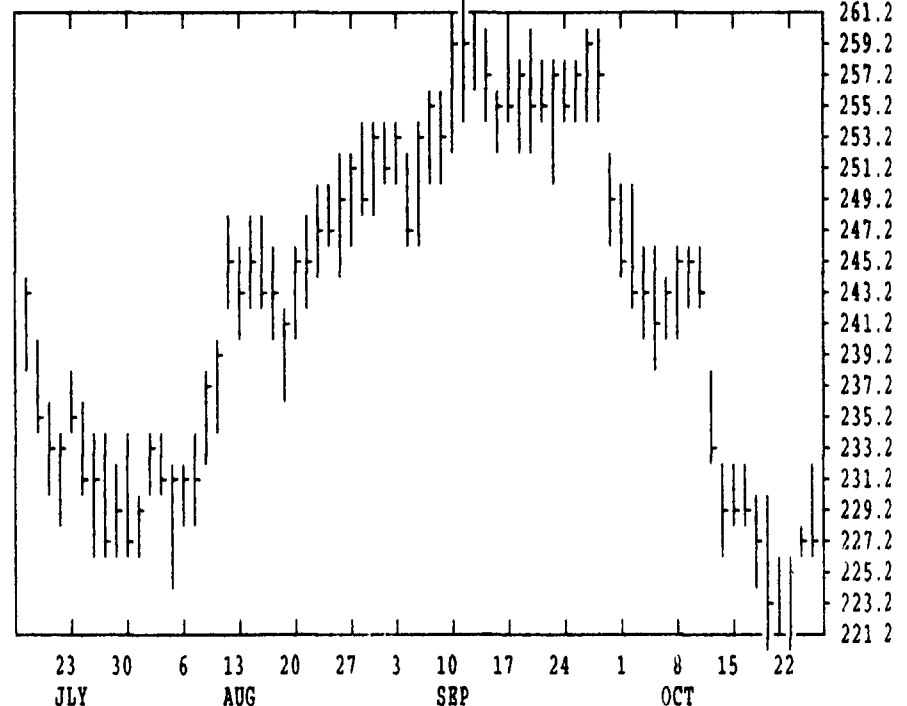
DTN LIVESTOCK 19 CATTLE, LIVE OCT 96 CONTRACT HIGH: 73.95 LOW: 59.90



DTN LIVESTOCK 18 LIVE/LEAN HOGS OCT 96 CONTRACT HIGH: 60.67 LOW: 41.00



DTN GRAINS 25 SOYBEAN MEAL DEC 96 CONTRACT HIGH: 261.7 LOW: 178.0



DTN GRAINS 23 SOYBEANS NOV 96 CONTRACT HIGH: 8.250 LOW: 5.850

