

**NY Phil Frozen Eggs**

OCTOBER 11, 1996

Prices were unchanged. The market tone was steady. Demand remained fair to good, and current negotiated trading centered on immediate needs. Floor stocks were short to adequate. Raw material offerings were mixed, and prices were unchanged to lower. Edible liquid and frozen eggs (ingredients included) processed under federal inspection in the Eastern region for the week ending October 5, 1996 were 10% less than last week, and 4% less than the same week last year.

**WHOLESALE SELLING PRICES (CENTS PER POUND IN 30 LB. CONTAINERS) TRUCKLOTS LTL (MIN. 25 CONT.) RANGE MOSTLY RANGE**  
 WHOLE 62-65 63-64 65-72 BLENDS (I) TFEWR 87-100 WHITES 41-45 42-44 45-55 SUGARED YOLKS (MIN 43% SOLIDS) 92-96 93-95 96-100 SALTED YOLKS (MIN 43% SOLIDS) 90-94 91-92 94-96 (J) - WHOLE PLUS YOLK PLUS SWEETENER, GENERALLY 28-32% EGG SOLIDS.

**National Egg Market**

OCTOBER 16, 1996

Prices were unchanged to higher for mediums in Boston and parts of the Midwest, and the balance of prices were unchanged. The market tone remained steady for the large sizes, and steady to firm for mediums. Demand was fair to good, mostly moderate. Supplies were adequate and usually available for the large sizes, and lighter weights continued short to adequate. Breaking stock supplies were mixed, but generally sufficient for full schedules, and the market tone was steady to firm. Light type hen offerings were often no more than adequate for full plant schedules.

**Hackettstown Poultry & Egg**

Hackettstown, N.J.

Report Supplied by Auction Tuesday, October 15, 1996

Report Supplied by Auction

HEAVY FOWL .40-.85.  
 LEGHORN FOWL .45-.70.  
 MIXED FOWL .55.  
 GEESE .40.  
 BANTAMS EACH .35-1.50.  
 ROOSTERS .50-1.15.  
 BUNNIES EACH .30-3.00.  
 DUCKS .05-.85.  
 RABBITS .10-1.15.  
 PIGEONS EACH .75-5.00.  
 GUINEAS EACH 2.50-6.75.  
 EGGS: WHITE EXTRA LARGE & JUMBO .87-1.05, LARGE .82-.88.  
 BROWN EXTRA LARGE & JUMBO 1.31-1.41, LARGE .93-1.11, MEDIUM .76-.88.

**E. PA & NJ Poultry**

OCTOBER 15, 1996

Final majority prices were unchanged to lower compared to a week ago. Demand was in a full range of light to good for adequate availability from producers. Finished sales continued to move well at higher values. Trade sentiment was at least steady.

HEAVY TYPE HENS (7 POUNDS AND UP) FINAL PRICE, CENTS PER LB., GENERALLY FOR SLAUGHTER THE WEEK OF 14-OCT-96 RANGE MAJORITY WTD AVG AT FARM PRODUCER LOADING 11.5-16 CENTS/LB. 13 13.66 AT FARM PRODUCER LOADING TOO FEW TO REPORT FOB PLANT TOO FEW TO REPORT WEIGHTS UNDER 7 LBS. SUBJECT TO DISCOUNT.

**National Grain Market**

ST. JOSEPH, MO OCTOBER 16, 1996

Grain and soybean bids were lower at mid-week as harvest pressure continued. Good Winter wheat planting progress weighed on bids, but Spring wheat suffered the most. Lower corn and soybeans bids losses limited by good export sales from Egypt and Taiwan. Winter wheat 1 to 2 cents, and Spring wheat 9 to 11 cents lower. Corn 2 to 4 cents lower. Sorghum 4 to 6 cents lower. Soybeans 1 to 3 cents lower. U.S. Export Sales: Commodity Tonnage Del date Egypt Corn 500,000 Oct/Sep Taiwan Corn 50,000 Nov/Mar Soybeans 88,500 Nov/Mar Totals: Corn 550,000 tonnes. Soybeans 88,500 tonnes. Date Change Year ago Truck Bids: 10/16/96 10/15/96 10/18/95 Wheat: Kansas City (HRW, ORD) 4.69 up 1 5.25-5.26 Minneapolis (DNS, 14%) 4.39 1/4 dn 1 1/2 5.35 3/4 Portland (SW) 4.36-4.39 dn 1-2 5.19-5.23 St. Louis (SRW) 3.99-4.12 dn 9-5 4.91-4.94 Corn, US 2 Yellow: Kansas City 2.88 dn 2-4 3.24-3.25 Minneapolis 2.74 1/4 dn 2 1/4 2.92 3/4 Southern Iowa 2.82-2.91 dn 3-1 3.10 Omaha 2.68-2.88 dn 4-6 3.06 Soybeans, US 1 Yellow: Kansas City 6.79 dn 2 6.46 Minneapolis 6.73 dn 2 1/2 6.15 1/4 Southern Iowa 6.78-6.87 dn 3-up 1 6.32-6.35 Cent IL Processors 6.86-7.01 dn 2 1/2-3 1/2 6.53 1/4-6.61 1/4 Futures: Kansas City (Dec) Wheat 4.38 3/4 unch 5.14 3/4 Minneapolis (Dec) Wheat 4.16 1/4 dn 1 1/2 5.03 3/4 Chicago (Dec) Wheat 4.17 1/4 dn 4 1/2 4.99 3/4 Chicago (Dec) Corn 2.83 1/4 dn 3 1/4 3.25 3/4 Chicago (Nov) Soybeans 6.91 dn 1 1/2 6.56 1/4 Export Bids: Barge or rail, Port of New Orleans or North Texas Gulf. US 1 HRW Wheat, Ord. Protein: 4.91 3/4-4.93 3/4 unch 5.54 3/4-5.55 3/4 US 2 SRW Wheat: 4.46 1/4-4.47 1/4 dn 4 1/2 5.34 3/4-5.37 3/4 US 2 Yellow Corn: 3.27 1/4-3.28 1/4 dn 3 1/4 3.61 3/4-3.62 3/4 US 2 Yellow

Sorghum: Rail 5.18 dn 6 6.28-6.32 Barge 5.33-5.36 dn 4 6.48-6.50 US 1 Yellow Soybeans: 7.26-7.27 dn 2-1 1/2 6.92 3/4-6.

**North Jersey Market**

Hackettstown, N.J.

Report Supplied by Auction Tuesday, October 15, 1996

Hay—Straw & Grain Report

ALFALFA: 1 LOT, 2.30 BALE.  
 MIXED HAY: 10 LOTS, 2.10-3.30 BALE.  
 TIMOTHY: 1 LOT AT 2.20 BALE.  
 GRASS: 10 LOTS, 1.25-3.20 BALE.  
 OAT STRAW: 2 LOTS, 1.60 AND 1.80 BALE.  
 WHEAT STRAW: 1 LOT AT 1.70 BALE.  
 RYE STRAW: 1 LOT AT 2.70 BALE.  
 SHELLED CORN: 2 LOTS, 4.50 AND 4.75 BAG.  
 CRACKED CORN: 6.50 BAG.  
 MULCH HAY: 1 LOT AT .80 BALE.  
 FIREWOOD: 1 LOT AT 50.00 LOAD.

**Westminster Hay**

Westminster, Md.

Tuesday, October 14, 1996

Report Supplied by Auction

ALFALFA: 1.90-3.70 BALE.  
 TIMOTHY: 1.10-3.20 BALE.  
 MIXED HAY: .75-2.80 BALE.  
 GRASS: 1.00-2.40 BALE, 24.00-30.00 LARGE ROUND.  
 STRAW: 90-2.90 BALE.  
 WOOD: 72.50 CORD.

**Westminster Livestock Auction**

Hagerstown, Md.

October 15, 1996

Report supplied by auction

SLAUGHTER COWS: 186 HEAD, 1.00 LOWER. UTILITY 33.00-38.00; HIGH DRESSING TO 39.50; CANNERS 28.00-33.00; LIGHTWEIGHTS 20.00-25.00; SHELLY 27.00 DOWN.  
 BULLS: 20 HEAD. YG#1 38.00-40.00, 1 AT 44.50; YG#2 35.00-38.00; LOW DRESSING 29.00-34.00.  
 FED STEERS: NO HIGH CHOICE BEEF BREEDS. FEW CHOICE 1050-1250 LBS. 61.00-65.50; SELECT 55.00-59.00; HIGH CHOICE HOLSTEINS 62 (C) 64.50; LOW CHOICE 58.00.

**NOTICE: Due to the observance of Columbus Day on Monday, Oct. 14, some market reports were unavailable this week.**

FED HEIFERS: LOW CHOICE 1200 LBS. 62.00; LOW CHOICE 900-1000 LBS. 53.00-57.00.

VEAL CALVES: 195 HEAD. CHOICE, NONE; CULLS 85-110 LBS. 25.00-31.00; 65-80 LBS. 20.00-28.00; WEAK/ROUGH 20.00 DOWN.

FARM CALVES: HOLSTEIN BULLS #1 95-120 LBS. 60.00-78.00; #2 40.00-60.00; 80-90 LBS. 30.00-40.00; HOLSTEIN HEIFERS #1 90-120 LBS. 115.00-136.00; #2 80-95 LBS. 60.00-85.00.

BUTCHER HOGS: 35 HEAD, 1.00 LOWER. US#1-3 225-260 LBS. 55.00-56.00; 10 HEAD 272 LBS. AT 53.00; 300-400 LBS. 41.00-43.00.

SOWS: 300-500 LBS. TO 43.50; 500-600 LBS. TO 50.25.

BOARS: 350-700 LBS. 39.00-40.00.  
 STOCK CATTLE: 279 HEAD, PRICES LOWER. STEERS 300-500 LBS. 40.00-48.00; FEW 50.00-58.00; 500-700 LBS. 40.00-49.50; 700-900 LBS. 43.00-52.00; SHORT AND PLAIN STEERS 25.00-38.00.

HEIFERS: 300-500 LBS. 30.00-39.00; 500-700 LBS. 33.00-45.00; 700-900 LBS. 35.00-46.00.

BULLS: 300-500 LBS. 35.00-45.00; 500-700 LBS. 30.00-37.00; 900-1000 LBS. 37.00-46.00.

LAMBS: CHOICE 90-115 LBS. 70.00-78.00; 60-90 LBS. 65.00-80.00; FEW 150 LBS. AT 57.00.


SHEEP: 25.00-40.00; FEW 40.00-60.00.

GOATS: 50 HEAD. LARGE 65.00-93.00; MEDIUM 35.00-65.00; SMALL 20.00-35.00.

PIGS AND SHOATS: 174 HEAD. BULK SOLD BY THE POUND. BY THE HEAD 15-25 LBS. 14.00-26.00; 7 HEAD 70 LBS. AT 45.00; BY THE POUND, 25-35 LBS. 50.00-68.00; 40-50 LBS. 74.00-76.00; 50-60 LBS. 63.00-66.00; 65-75 LBS. 61.00-71.00; 80-90 LBS. 59.00-61.00.

NEXT TUES., OCT. 22, SPECIAL FEEDER CATTLE SALE. LARGE RUN EXPECTED. PROMISED FROM DICK LITTLE, 13 CHAR X STEERS AND HEIFERS, 350-600 LBS., QUIET, WEANED, LOCAL.

**GOOD'S LIVESTOCK, INC.**



- MARKET HOGS
- BOARS
- SOWS
- CULL PIGS



• NOW RECEIVING •

MONDAY 6:30-11:00A.M.

FRIDAY 6:30-10:00A.M.

ROUTE 897 • 1 MILE NORTH OF FIVEPOINTVILLE, DENVER, PA

(717) 445-5776 • FAX (717) 445-6963



**WHAT'S AHEAD FOR CORN & SOYBEAN**

- We Deal In Futures And Options
- Our Only Business is Commodity Futures And Options
- In Allentown Area and Same Principals For Over 20 Years
- When Buying options, your risk is limited to the loss of the premium paid plus all transaction costs. Buying futures and options have inherent risks and should be done only with risk capital.

FOR INFORMATION...LITERATURE... CHARTS...PLEASE CALL

(610) 366-7979 or 800-543-8939

LEHIGH VALLEY FUTURES INC. Commerce Plaza, Suite 249, 5000 Tilghman Street, Allentown, Pa 18104

The risk of loss in trading futures and options on futures can be substantial. Futures and options trading may not be suitable for everyone. You should carefully consider the risks in light of your financial condition in deciding whether to trade.

Forney Longenecker Vice President/Financial Consultant Commodities

SMITH BARNEY 717-295-8914 800-441-1997

A Member of TravelersGroup


SMITH BARNEY INC. 29 East King Street Suite 200 Lancaster, PA 17602-2852

**Pennsylvania Agricultural Commodities Marketing Association, Inc.**

FORWARD PRICING PACMA FEED INGREDIENTS

Corn  
 Soybeans  
 Wheat  
 Soybean Meal  
 Cottonseed

Soybean Meal  
 Distillers Grains  
 Hominy  
 Cottonseed



Hogs  
 Cattle  
 RISK MANAGEMENT

CASH GRAIN MARKET

Feed Grains  
 Wheat  
 Oilseeds

Hedging Services  
 Market Consultation  
 Min./Max. Contracts  
 Specialized Contracts

A privately held full service commodity merchandising firm.

Call today to see how PACMA can broaden your marketing efforts whether you're BUYING or SELLING Agricultural Commodities

Rail Facilities are available at Green Castle & Palmyra, PA 475 East High Street, Palmyra, PA 17078


800-PACMA Inc. • 717-838-7050

1-800-722-6246

Started by Producers for producers



**AGRI-INC. Custom Built Farm Buildings Designed To Your Needs**



DAIRY COMPLEX

INTERIOR OF PARLOR

Let Our Experience Work For You

- Site Layout • Building Design • Construction

- Dairy Complexes And Replacement Stock Facilities
- Horse Stall Barns And Riding Arenas
- Workshop And Machinery Storage Buildings
- Timber Column Building For Light Commercial

AGRI-INC. The Construction Professionals



Serving The Agriculture Industry For Over 25 Years

151 E. Farmersville Road, Ephrata, PA 17522 • (717) 354-4271