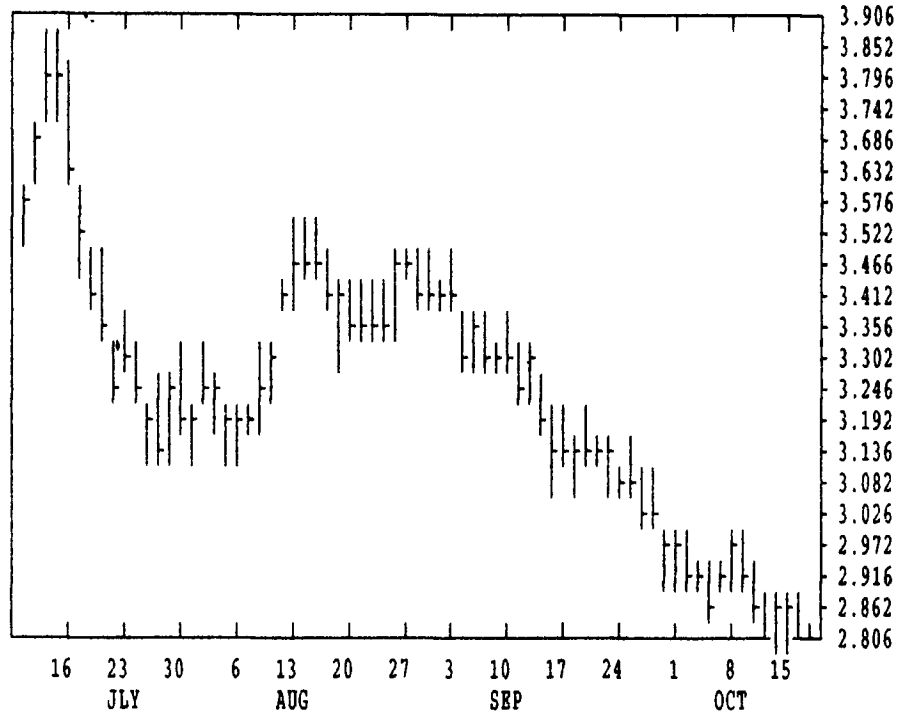


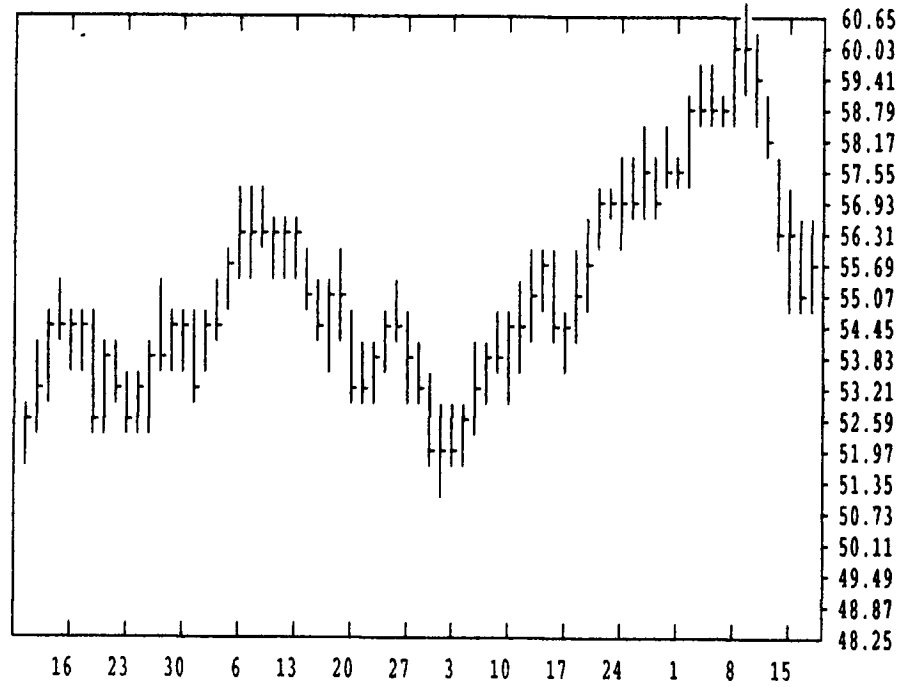
GRAIN, CATTLE AND HOG FUTURES MARKETS

(Closing bids: Thursday, October 17, 1996)

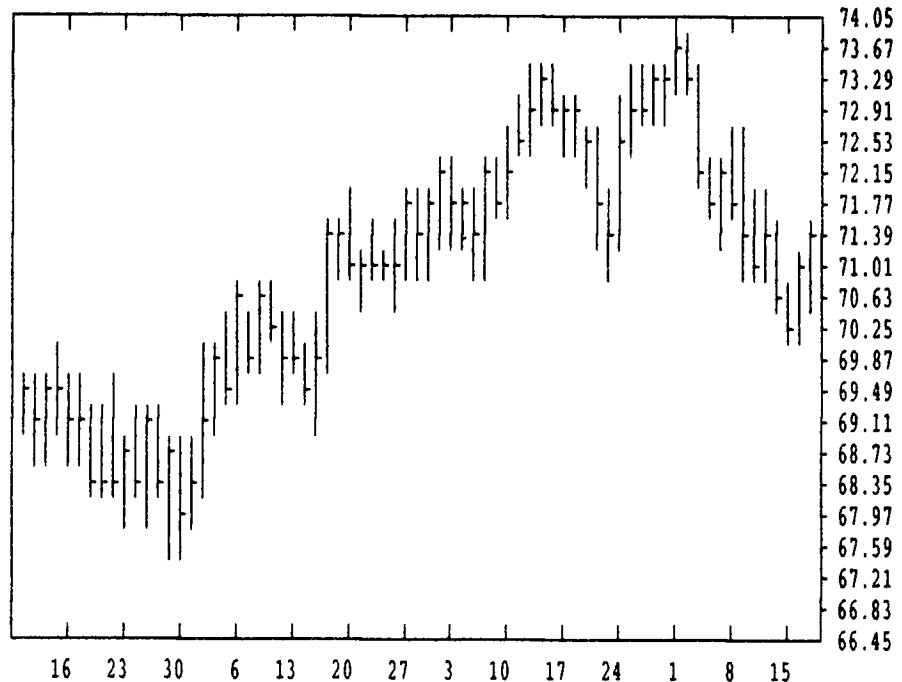
DTN GRAINS 18 CORN DEC 96 CONTRACT HIGH: 3.890 LOW: 2.390



DTN LIVESTOCK 18 LIVE/LEAN HOGS OCT 96 CONTRACT HIGH: 60.67 LOW: 41.00



DTN LIVESTOCK 19 CATTLE, LIVE OCT 96 CONTRACT HIGH: 73.95 LOW: 59.90

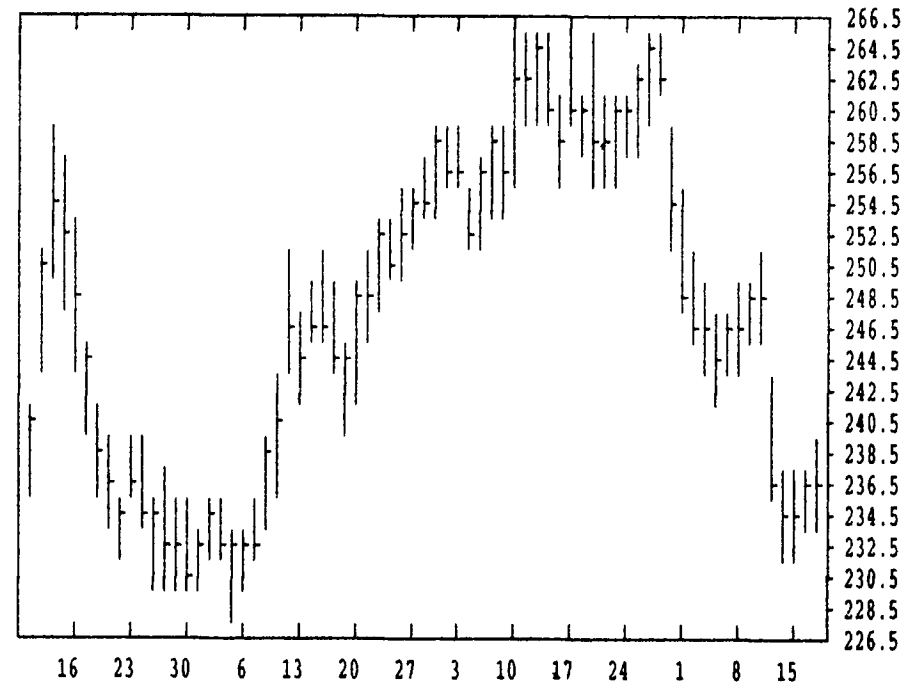


DTN FUTURES	14 10/14/96			DTN WEEKLY TECHNICAL SUMMARY			
	Past Week's (10/7-10/11)		Close	September's		Current	
	High	Low		High	Low	Support	Resistance
NEARBY WHEAT	432.5	418.5	424.5	462.00	416.50	340-412.00	439.00
MAR WHEAT	418.00	405.5	412.25	455.00	409.00	?????	430.00
NEARBY KCWHT	445.5	434.00	435.5	471.50	424.50	384-424.50	453.00
MAR KCWHT	428.00	416.00	417.00	470.00	415.50	?????	432.50
NEARBY MGEWT	426.00	413.5	418.00	462.00	405.25	380.00	458.50
NEARBY CORN	297.25	283.00	283.75	372.00	294.00	268.25	312.50
MAR CORN	304.25	289.00	289.75	353.00	301.75	279.25	318.00
MAY CORN	310.25	294.25	295.00	359.00	308.5	?????	324.50
NEARBY OATS	187.00	169.00	169.5	195.00	161.00	154.00	189.00
NEARBY BEANS	739.5	700.25	700.25	850.00	755.50	691.50	782.50
JAN BEANS	746.75	707.00	707.00	822.00	764.00	650.00	736.00
MAR BEANS	753.5	713.25	713.25	827.00	770.00	695.00	753.50
NEARBY MEAL	250.5	236.2	236.7	278.00	253.30	229.50	278.00
NEARBY BNOIL	23.62	22.28	22.29	25.90	23.78	22.15	23.90
NEARBY LIVCT	72.475	70.95	71.35	73.55	71.10	66.325	74.00
DEC LIVCT	66.75	65.35	65.625	68.95	66.40	64.175-65.30	68.10
NEARBY FEDCT	64.10	62.90	63.125	64.70	63.025	57.75	65.70
NEARBY LIVHG	60.675	58.125	58.125	58.575	51.975	54.50	60.50
DEC LIVHG	58.50	55.30	55.40	58.05	53.10	54.40	58.80
NEARBY PKBLS	79.80	74.55	74.60	80.30	73.30	67.85	89.275
NEARBY COTTN	77.74	72.90	73.20	77.00	71.45	69.00	79.45
MAR COTTN	78.75	74.20	74.45	78.81	73.90	72.00	79.00

CORN				CHICAGO WHEAT				K.C. WHEAT						
DEC	HIGH	LOW	LAST	CHG	DEC	HIGH	LOW	LAST	CHG	DEC	HIGH	LOW	LAST	CHG
DEC	2836	2806	2832*	0	DEC	4174	4090	4110*	-62	DEC	4386	4320	4324*	-62
MAR	2904	2874	2892*	-6	MAR	4054	3994	4004*	-50	MAR	4164	4112	4120*	-46
MAY	2966	2934	2950*	-12	MAY	3864	3810	3814*	-54	MAY	3944	3890	3900*	-40
JLY	2990	2960	2974*	-16	JLY	3690	3640	3656*	-36	JLY	3740	3690	3730*	-10
SEP	2870	2840	2850*	-22	SEP	3704	3680	3680*	-50	SEP	3750	3710	3734*	-14
DEC	2840	2810	2834*	-4	DEC	3780	3760	3760*	-50	MINN WHEAT				
MAR	2894	2874	2894*	-10	OATS				DEC	4170	4116	4130*	-32	
JLY	2974	2950	2974*	-10	DEC	1726	1704	1720*	0	MAR	4030	3984	4006*	+2
DEC	2724	2724	2724*	0	MAR	1766	1752	1766*	0	MAY	3930	3884	3910*	0
SOYBEANS				MAY	1804	1784	1804*	0	JLY	3834	3834	3834*	-14	
NOV	6904	6840	6884*	-24	JLY	1824	1810	1824*	0	SEP	3790	3760	3764*	-44
JAN	6960	6890	6934*	-32	SOYBEAN MEAL				SOYBEAN OIL					
MAR	7030	6964	7004*	-36	OCT	2380	2355	2368*	+5	OCT	2290	2245	2290*	+27
MAY	7052	7000	7032*	-30	DEC	2300	2261	2274*	-27	DEC	2328	2275	2326*	+35
JLY	7070	7014	7056*	-32	JAN	2266	2228	2240*	-30	JAN	2352	2302	2351*	+32
AUG	7054	7004	7024*	-34	MAR	2240	2203	2215*	-29	MAR	2385	2342	2385*	+32
SEP	6880	6830	6840*	-50	MAY	2220	2185	2193*	-28	MAY	2415	2375	2415*	+30
NOV	6800	6740	6776*	-30	JLY	2210	2180	2193*	-28	JLY	2445	2407	2445*	+27
JAN					AUG	2200	2175	2194*	-21	AUG	2450	2415	2450*	+25
NOV	6680	6600	6680*	-20	SEP	2170	2155	2155*	-15	SEP	2460	2430	2460*	+29

LIVE CATTLE				FEEDER CATTLE				LIVE HOGS						
OCT	HIGH	LOW	LAST	CHG	OCT	HIGH	LOW	LAST	CHG	OCT	HIGH	LOW	LAST	CHG
OCT	7165	7072	7140*	+47	OCT	6360	6315	6352*	+35	OCT	5630	5505	5592*	+65
DEC	6567	6515	6540*	+12	NOV	6385	6340	6367*	+22	DEC	5512	5395	5470*	+50
FEB	6345	6315	6335*	+7	JAN	6460	6425	6432*	+2	FEB	7550	7465	7515*	+12
APR	6545	6512	6527*	+5	MAR	6442	6405	6420*	-2	APR	7142	7082	7115*	+5
JUN	6342	6305	6317*	+10	APR	6480	6435	6462*	+15	JUN	7595	7545	7572*	-10
AUG	6307	6277	6277*	-2	MAY	6530	6495	6502*	+12	JLY	7360	7320	7360*	+20
OCT	6575	6550	6555*	+2	AUG	6660	6635	6657*	+7	AUG	6970	6915	6970*	-5
DEC					SEP	6620	6600	6600*	-5	OCT	6350	6325	6350*	0
SWISS FRANC				CANADIAN DOLLAR				PORK BELLIES						
DEC	7948	7913	7923*	-16	DEC	7423	7406	7418*	+12	FEB	7175	6880	7030*	-12
MAR	8025	7992	7998*	-15	MAR	7460	7452	7457*	+13	MAR	7170	6880	7000*	-27
JUN	8090	8070	8073*	-16	JUN	7497	7485	7488*	+14	MAY	7230	7040	7192*	-40

DTN GRAINS 25 SOYBEAN MEAL OCT 96 CONTRACT HIGH: 265.8 LOW: 190.0



DTN GRAINS 23 SOYBEANS NOV 96 CONTRACT HIGH: 8.250 LOW: 5.850

