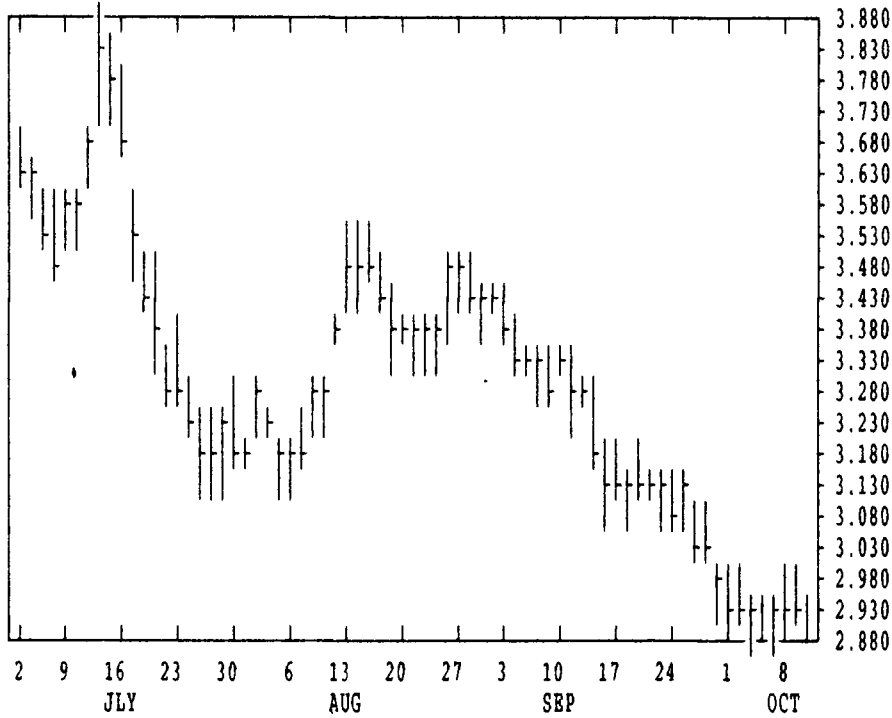


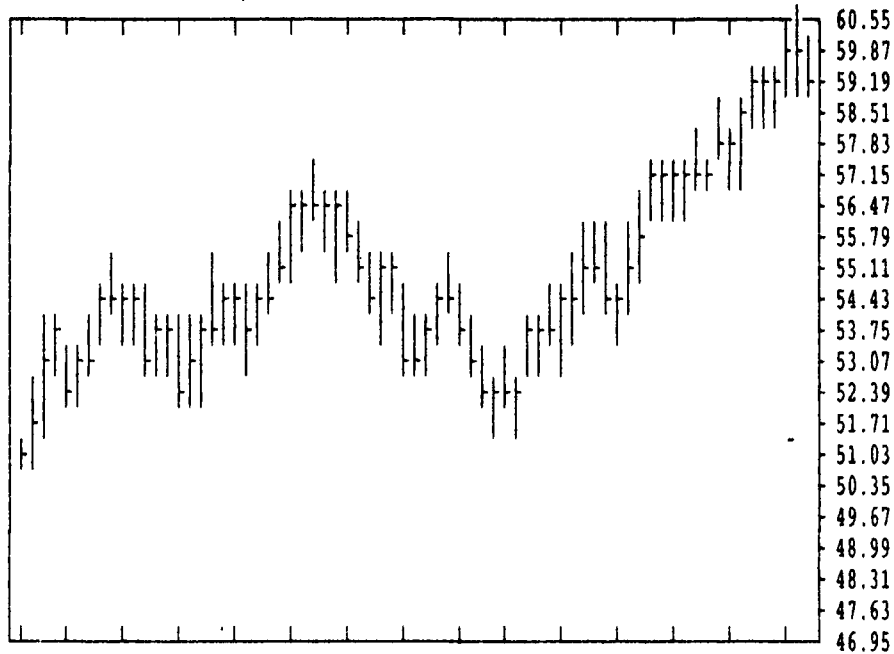
GRAIN, CATTLE AND HOG FUTURES MARKETS

(Closing bids: Thursday, October 10, 1996)

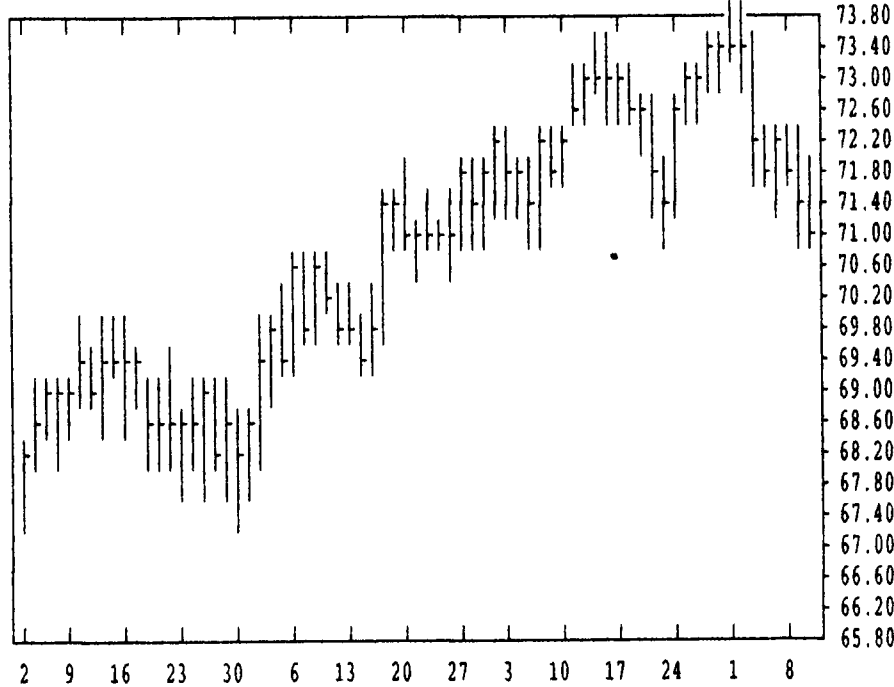
DTN GRAINS 18 CORN DEC 96 CONTRACT HIGH: 3.890 LOW: 2.390



DTN LIVESTOCK 18 LIVE/LEAN HOGS OCT 96 CONTRACT HIGH: 60.67 LOW: 41.00



DTN LIVESTOCK 19 CATTLE, LIVE OCT 96 CONTRACT HIGH: 73.95 LOW: 59.90

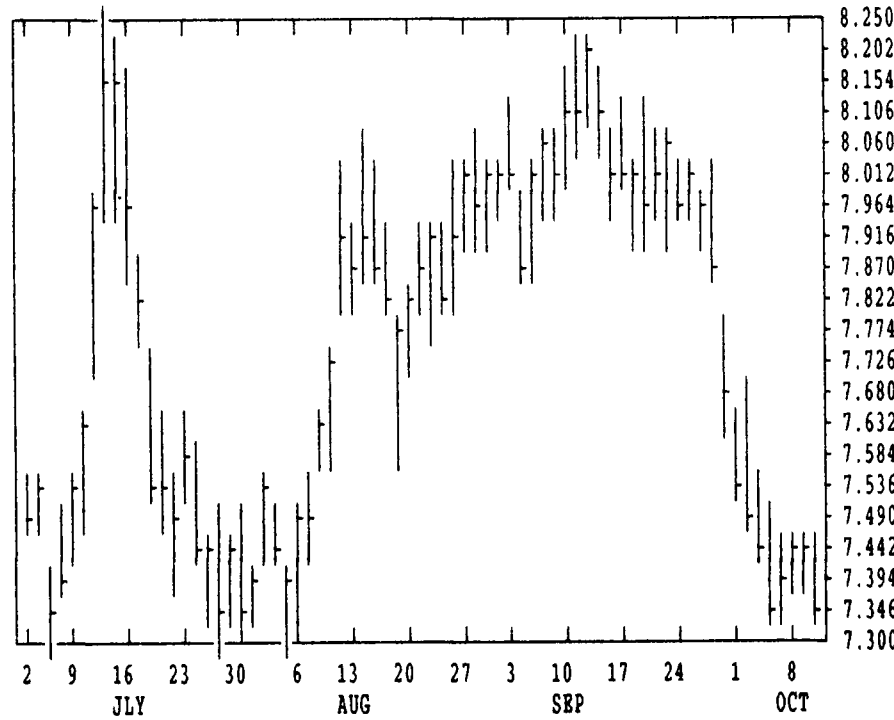


DTN FUTURES 14 10/10/96		TECHNICAL POINTS				SLOW STOCHASTIC						
PRICES ARE DECIMAL		MOVING AVERAGES				RSI'S						
CONTRACT	CLOSE	4-DAY	9-DAY	18-DAY	45-DAY	9DAY	14DAY	30DAY	%K	%D	%K	%D
WHEAT DEC	424.00	425.50	426.14	425.67	442.68	43.1	42.1	41.3	61	52	36	31
WHEAT MAR	413.25	412.81	413.75	415.78	436.55	40.5	38.5	38.9	65	50	27	19
KCWHT DEC	438.00	438.44	437.06	435.64	454.22	48.6	44.1	40.0	67	61	58	46
KCWHT MAR	421.50	422.56	423.25	423.87	447.12	36.9	35.0	35.5	62	55	30	23
MNWHT DEC	420.00	421.00	419.50	416.81	435.95	48.5	44.0	39.8	70	61	61	49
CORN DEC	290.00	293.25	293.33	302.39	323.44	26.3	27.7	35.8	52	49	10	7
CORN MAR	296.75	300.31	300.50	309.54	330.64	26.3	27.7	35.7	49	47	9	6
CORN MAY	301.75	305.81	306.39	315.65	336.53	24.7	26.4	35.1	45	45	8	6
OATS DEC	176.75	179.56	174.50	170.62	181.02	54.1	50.9	46.5	69	76	66	53
BEANS NOV	730.25	734.81	739.25	765.97	779.25	26.1	31.5	41.2	41	32	9	6
BEANS JAN	737.00	742.19	747.42	773.71	786.50	24.5	30.3	40.7	33	26	7	5
BEANS MAR	743.25	749.12	754.78	780.04	792.02	23.9	29.9	40.5	29	24	6	5
MEAL OCT	248.70	247.90	248.19	254.76	253.77	39.9	42.8	48.5	73	50	17	11
OIL OCT	23.30	23.46	23.58	24.29	25.02	26.3	29.6	37.2	26	22	7	7
CATTLE OCT	71.28	71.73	72.38	72.54	71.91	32.6	40.5	50.5	17	19	24	44
CATTLE DEC	65.73	65.99	66.70	67.09	67.49	29.8	34.6	44.0	17	18	12	21
FEDCT OCT	63.35	63.42	63.75	63.80	64.18	42.4	45.8	49.3	21	20	16	26
HOGS OCT	59.63	59.67	59.06	57.86	55.78	74.5	72.6	65.8	70	78	91	93
HOGS DEC	56.70	57.42	57.61	57.17	55.83	44.6	50.0	53.7	32	39	67	79
PKBLS FEB	77.50	77.76	78.00	77.98	79.93	46.9	47.1	48.1	61	47	62	65

CORN				CHICAGO WHEAT				K.C. WHEAT						
	HIGH	LOW	LAST CHG		HIGH	LOW	LAST CHG		HIGH	LOW	LAST CHG			
DEC	2940	2894	2900*	-36	DEC	4284	4224	4240*	-30	DEC	4394	4350	4380*	-10
MAR	3004	2962	2966*	-40	MAR	4164	4120	4132*	-20	MAR	4234	4194	4214*	-20
MAY	3060	3014	3016*	-44	MAY	3964	3930	3944*	-10	MAY	4010	3990	4000*	+10
JULY	3094	3052	3052*	-44	JULY	3780	3734	3750*	-20	JULY	3840	3800	3830*	+10
SEP	2934	2900	2902*	-32	SEP	3800	3764	3800*	+20	SEP	3844	3814	3840*	+4
DEC	2904	2856	2862*	-44	DEC	3860	3860	3860*	0	MINN WHEAT				
MAR	2950	2924	2924*	-42	OATS				DEC	4224	4174	4200*	-26	
JULY	3020	3000	3010*	-64	DEC	1814	1754	1766*	-54	MAR	4110	4074	4090*	-20
DEC	2754	2754	2754*	-50	MAR	1864	1810	1816*	-52	MAY	4000	3970	3982*	-16
SOYBEANS				MAY	1904	1854	1854*	-46	JULY	3890	3890	3890*	-40	
NOV	7380	7294	7302*	-80	JULY	1894	1880	1880*	-34	SEP	3830	3820	3830*	+10
JAN	7452	7360	7370*	-84	SOYBEAN MEAL				SOYBEAN OIL					
MAR	7524	7430	7432*	-94	OCT	2505	2470	2487*	-1	OCT	2360	2321	2330*	-25
MAY	7540	7440	7450*	-90	DEC	2452	2430	2435*	-17	DEC	2395	2352	2360*	-28
JULY	7544	7450	7456*	-92	JAN	2436	2408	2410*	-26	JAN	2418	2380	2389*	-26
AUG	7424	7390	7390*	-90	MAR	2411	2380	2384*	-27	MAR	2453	2413	2425*	-24
SEP	7220	7220	7220*	-50	MAY	2381	2345	2352*	-29	MAY	2470	2442	2456*	-22
NOV	7074	7014	7016*	-52	JULY	2370	2340	2342*	-30	JULY	2500	2469	2486*	-22
JAN					AUG	2355	2335	2335*	-30	AUG	2510	2475	2491*	-19
NOV	6810	6800	6810*	0	SEP	2305	2240	2240*	-45	SEP	2510	2490	2500*	-15

LIVE CATTLE				FEBDER CATTLE				LIVE HOGS						
	HIGH	LOW	LAST CHG		HIGH	LOW	LAST CHG		HIGH	LOW	LAST CHG			
OCT	7180	7095	7127*	-15	OCT	6345	6290	6335*	+17	OCT	6015	5915	5962*	-45
DEC	6605	6547	6572*	+10	NOV	6400	6325	6395*	+27	DEC	5765	5655	5670*	-80
FEB	6415	6362	6382*	-7	JAN	6475	6420	6465*	+2	FEB	7852	7770	7790*	-60
APR	6587	6550	6567*	-15	MAR	6422	6387	6412*	0	APR	7420	7355	7375*	-25
JUN	6367	6335	6347*	-10	APR	6470	6420	6465*	+10	JUN	7780	7740	7765*	-17
AUG	6342	6317	6317*	-17	MAY	6510	6475	6497*	+7	JULY	7520	7470	7510*	-5
OCT	6600	6580	6585*	-5	AUG	6655	6620	6647*	-7	AUG	7110	7077	7100*	-5
DEC					SEP	6605	6600	6600*	-30	OCT	6497	6497	6497*	+12
SWISS FRANC				CANADIAN DOLLAR				PORK BELLIES						
DEC	8065	8035	8057*	+25	DEC	7430	7422	7427*	+15	FEB	7885	7685	7750*	-102
MAR	8144	8116	8138*	+26	MAR	7467	7463	7464*	+17	MAR	7870	7707	7750*	-45
JUN	8221	8221	8221*	+26	JUN	7495	7493	7493*	+19	MAY	7980	7830	7925*	-55

DTN GRAINS 24 SOYBEANS JAN 97 CONTRACT HIGH: 8.240 LOW: 6.500



DTN GRAINS 25 SOYBEAN MEAL OCT 96 CONTRACT HIGH: 265.8 LOW: 190.0

