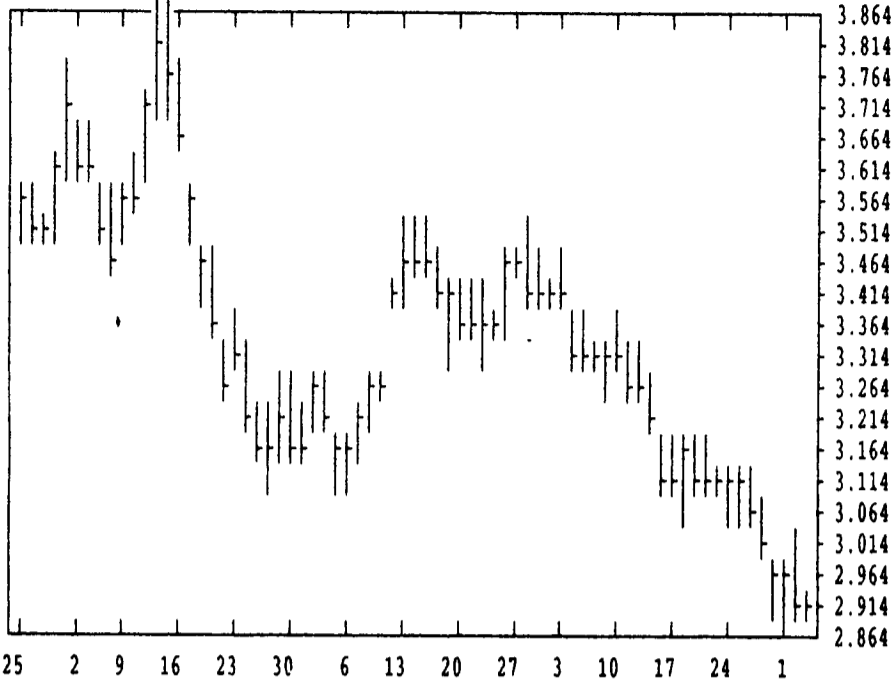


GRAIN, CATTLE AND HOG FUTURES MARKETS

(Closing bids: Thursday, October 3, 1996)

DTN GRAINS 18 CORN DEC 96 CONTRACT HIGH: 3.890 LOW: 2.390

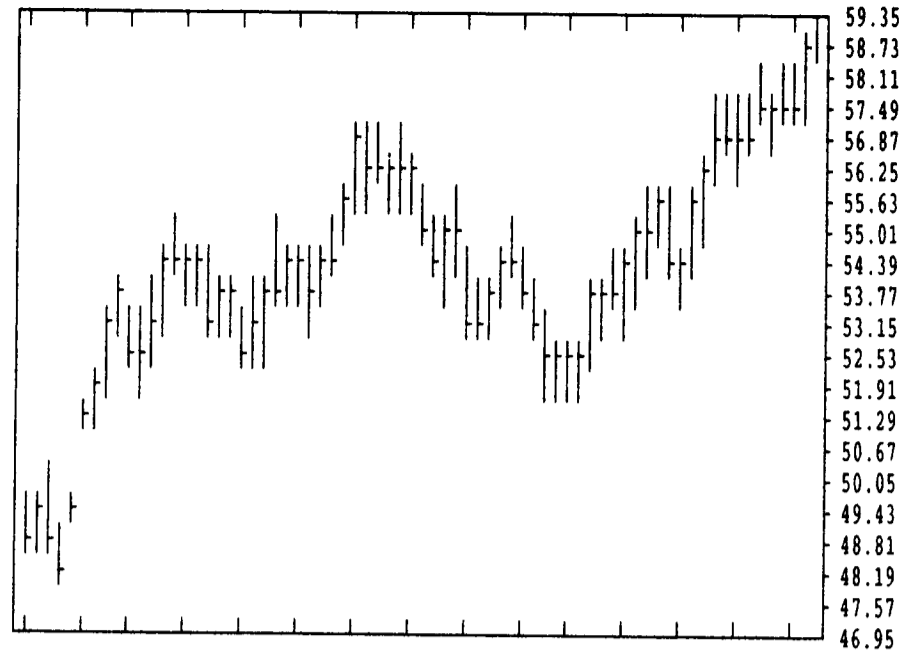


DTN FUTURES	14	10/01/96		DTN WEEKLY TECHNICAL SUMMARY				9/27
		Past Week's (9/23-9/27)		August's		Current		
		High	Low	Close	High	Low	Support	Resistance
NEARBY WHEAT	433.5	417.5	431.5	482.75	438.00	412.00	482.75	
MAR WHEAT	425.5	411.5	422.00	477.00	446.5	??-409.00	425-442.50	
NEARBY KCWHT	445.00	424.5	442.25	506.50	464.00	424.50	453.00	
MAR KCWHT	432.50	417.00	429.00	502.00	461.00	415.50	455.00	
NEARBY MGEWT	425.00	405.25	423.00	486.00	450.00	380.00	486.00	
NEARBY CORN	314.25	303.00	303.25	389.00	341.25	285.00	351.00	
MAR CORN	321.00	310.25	310.5	361.00	338.5	279.25	331.00	
MAY CORN	327.00	316.75	317.00	365.00	344.5	306.00	340.75	
NEARBY OATS	171.5	165.25	165.5	212.00	180.5	154.00	194.00	
NEARBY BEANS	799.5	782.5	783.25	802.00	720.50	756.00	856.00	
JAN BEANS	807.5	788.5	790.5	808.00	762.00	776.00	824.00	
MAR BEANS	812.00	795.00	796.5	812.00	769.00	781.00	830.00	
NEARBY MBAL	265.8	256.5	262.4	268.50	240.00	229.50	325.00	
NEARBY BNOIL	25.18	24.43	24.45	26.00	23.87	23.90	25.23	
NEARBY LIVCT	73.475	71.10	73.35	72.30	65.425	70.35	75.825	
DEC LIVCT	68.075	66.40	67.70	68.075	66.55	65.30	68.95	
NEARBY PBDCT	64.05	63.375	63.925	63.45	61.25	57.50	65.75	
NEARBY LIVHG	58.025	56.65	57.35	62.80	51.80	53.35	60.85	
DEC LIVHG	57.925	56.425	56.55	57.00	52.75	52.75	57.925	
FEB PKBLS	80.20	75.675	77.575	105.75	78.05	67.45	83.625	
NEARBY COTTN	76.30	74.20	75.50	76.40	69.08	69.00	78.85	
DEC COTTN	77.90	75.52	76.19	77.34	72.30	73.65	77.90	

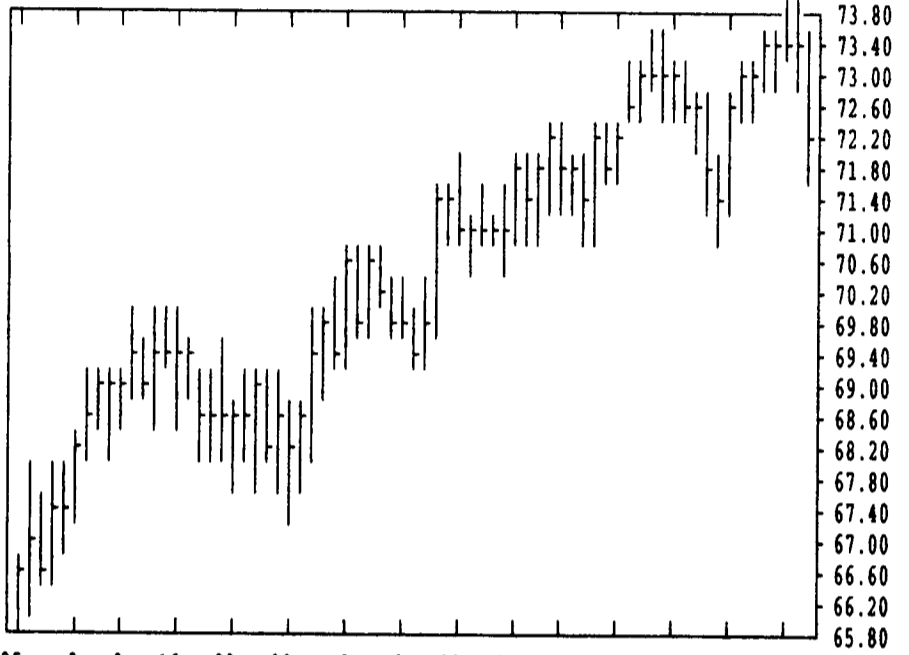
CORN				CHICAGO WHEAT				K.C. WHEAT			
DEC	MAR	MAY	JULY	DEC	MAR	MAY	JULY	DEC	MAR	MAY	JULY
2940	3012	3072	3094	4250	4140	3950	3750	4362	4234	4010	3840
2914	2986	3050	3072	4170	4080	3914	3720	4294	4170	3980	3790
2920*	2992*	3052*	3076*	4200*	4106*	3940*	3744*	4324*	4204*	4004*	3830*
-6	-12	-14	-14	-24	-12	+20	+20	+2	-24	+14	+20
2952	2952	2952	2952	3790	3790	3790	3790	3860	3860	3860	3860
2894	2894	2894	2894	3880	3880	3880	3880	3860	3860	3860	3860
2892*	2892*	2892*	2892*	3870	3870	3870	3870	3860	3860	3860	3860
+6	+6	+6	+6	+30	+30	+30	+30	+40	+40	+40	+40

LIVE CATTLE				FEEDER CATTLE				LIVE HOGS			
OCT	DEC	FEB	APR	OCT	NOV	JAN	MAR	OCT	DEC	FEB	APR
7350	6785	6510	6640	6445	6540	6555	6470	5950	5880	7897	7395
7207	6630	6405	6580	6350	6450	6500	6415	5875	5780	7815	7335
7212*	6630*	6415*	6587*	6360*	6465*	6500*	6430*	5920*	5830*	7845*	7377*
-137	-150	-82	-50	-57	-72	-45	-25	+35	+17	+17	+45
6390	6390	6390	6390	6470	6500	6500	6500	7800	7800	7790	7790
6390	6390	6390	6390	6440	6440	6440	6440	7745	7745	7790	7790
6327*	6327*	6327*	6327*	6460*	6460*	6460*	6460*	7485*	7485*	7480*	7480*
-45	-45	-45	-45	-12	-12	-12	-12	+15	+15	+15	+15
6590	6590	6590	6590	6675	6675	6675	6675	7090	7090	7077*	7077*
6550	6550	6550	6550	6615	6615	6615	6615	7040	7040	7077*	7077*
6565*	6565*	6565*	6565*	6615	6615	6615	6615	6495	6495	6510*	6510*
+5	+5	+5	+5	-45	-45	-45	-45	-5	-5	-5	-5

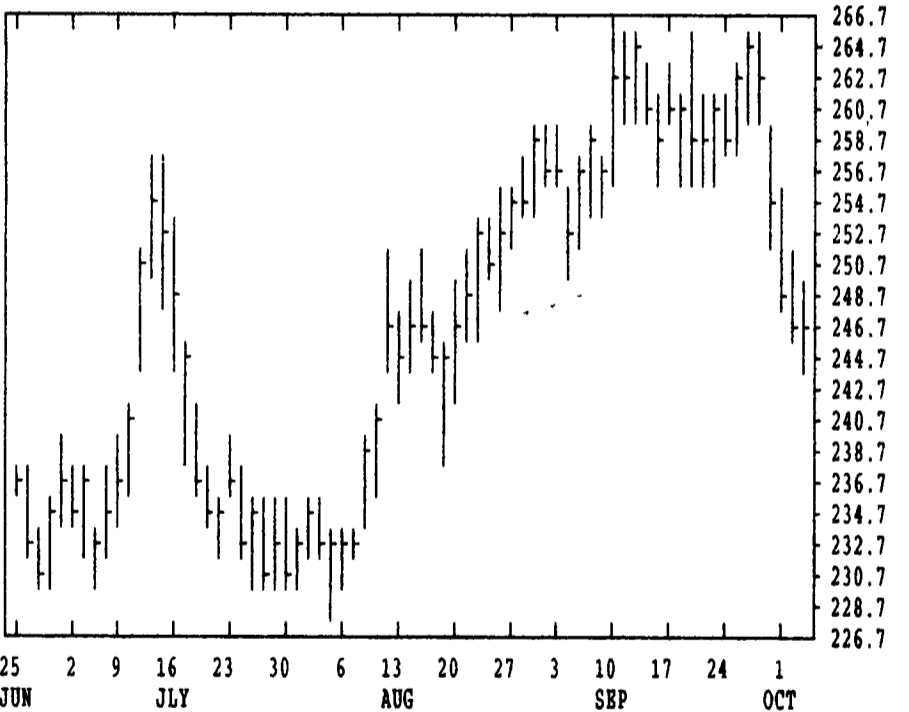
DTN LIVESTOCK 18 LIVE/LEAN HOGS OCT 96 CONTRACT HIGH: 59.50 LOW: 41.00



DTN LIVESTOCK 19 CATTLE, LIVE OCT 96 CONTRACT HIGH: 73.95 LOW: 59.90



DTN GRAINS 25 SOYBEAN MBAL OCT 96 CONTRACT HIGH: 265.8 LOW: 190.0



DTN GRAINS 23 SOYBEANS NOV 96 CONTRACT HIGH: 8.250 LOW: 5.850

