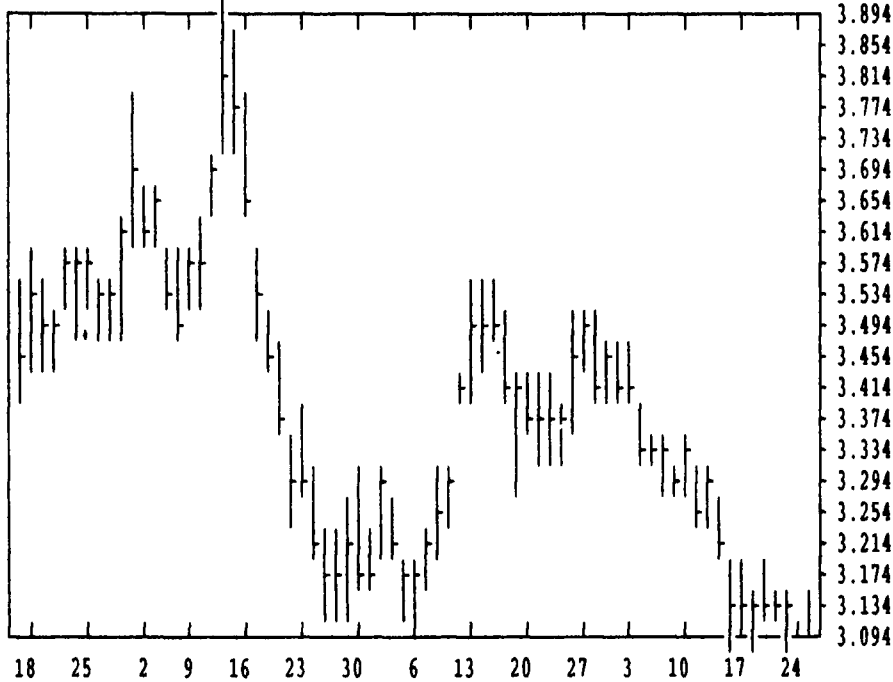


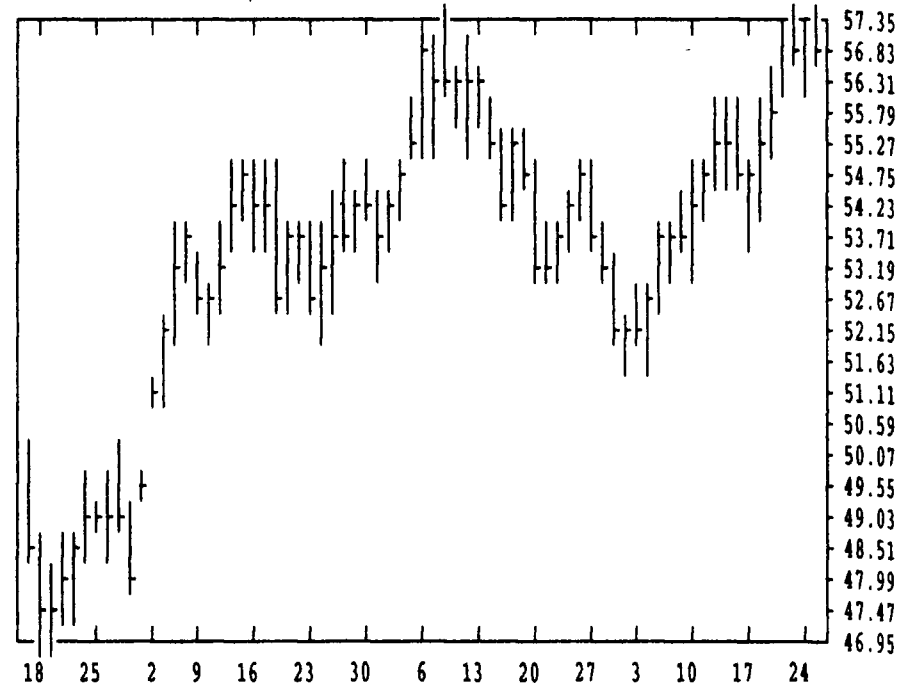
GRAIN, CATTLE AND HOG FUTURES MARKETS

(Closing bids: Thursday, September 26, 1996)

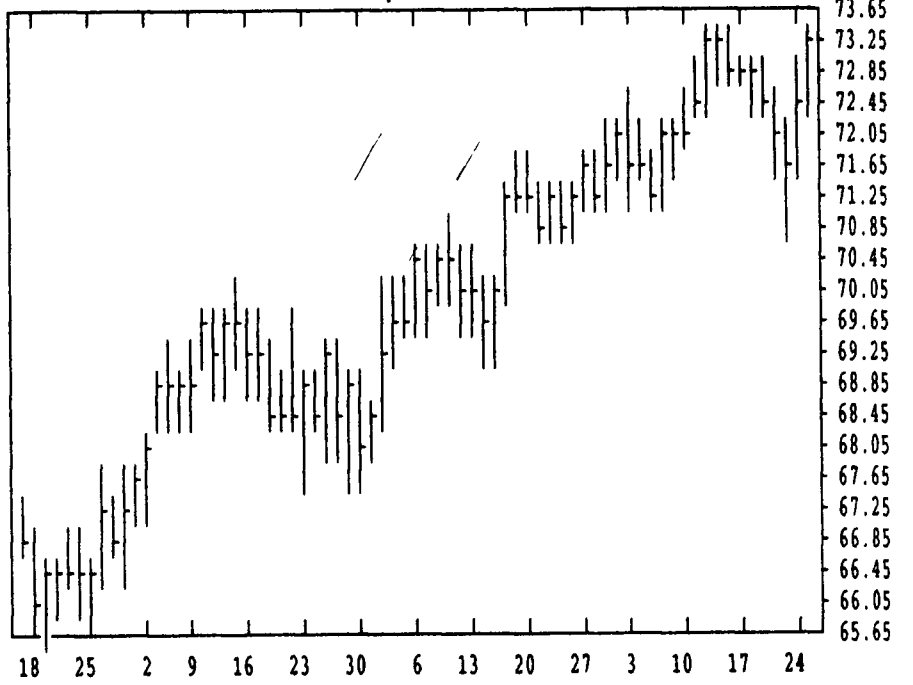
DTN GRAINS 18 CORN DEC 96 CONTRACT HIGH: 3.890 LOW: 2.390



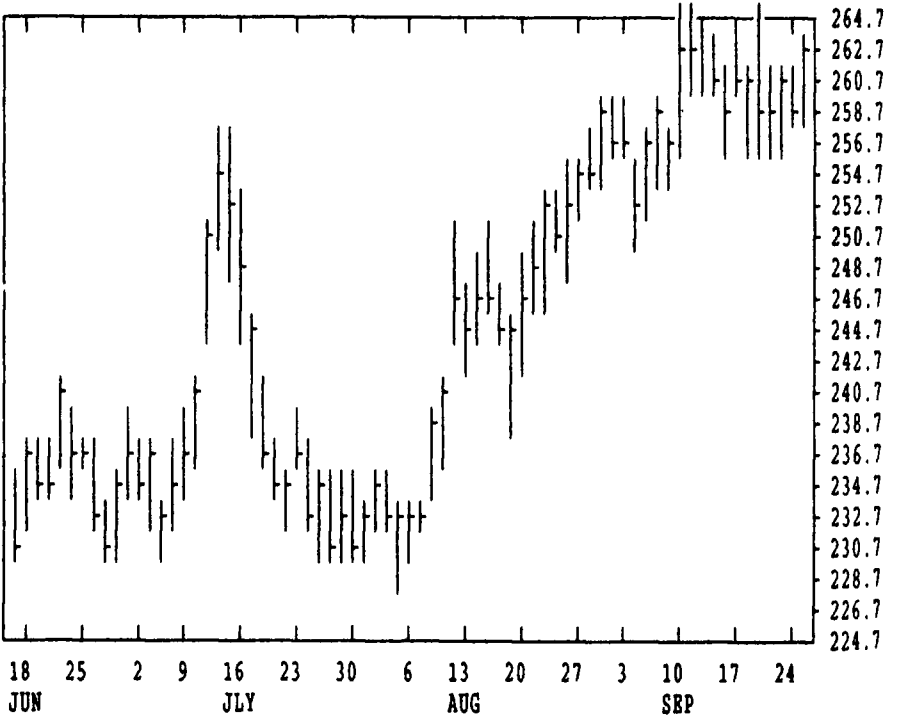
DTN LIVESTOCK 18 LIVE/LEAN HOGS OCT 96 CONTRACT HIGH: 57.47 LOW: 41.00



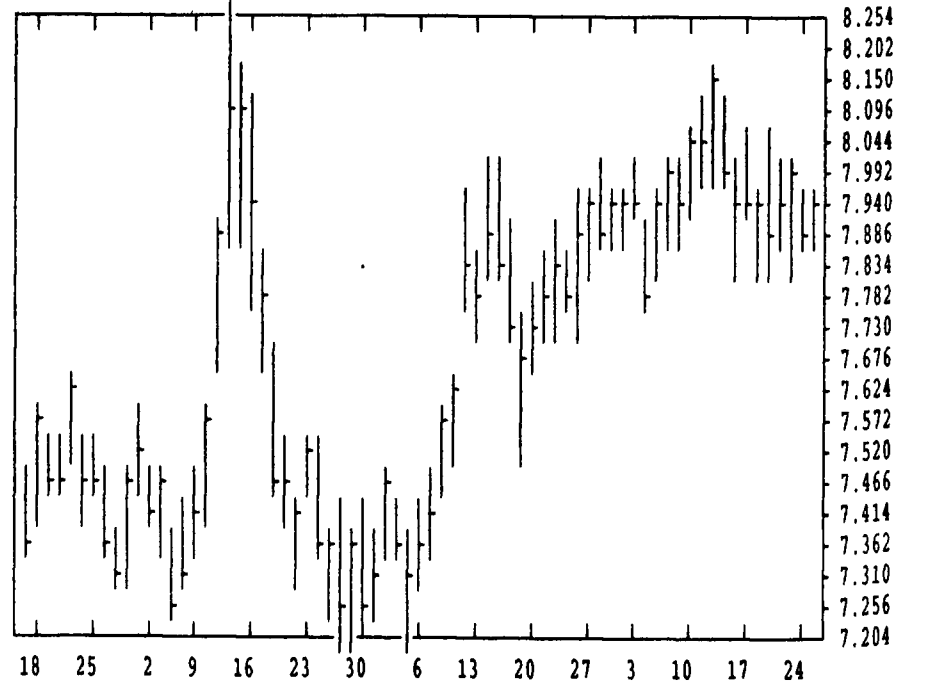
DTN LIVESTOCK 19 CATTLE, LIVE OCT 96 CONTRACT HIGH: 73.52 LOW: 59.90



DTN GRAINS 25 SOYBEAN MEAL OCT 96 CONTRACT HIGH: 265.7 LOW: 190.0



DTN GRAINS 23 SOYBEANS NOV 96 CONTRACT HIGH: 8.250 LOW: 5.850



DTN FUTURES 02 09/26/96 DELAYED COMMODITY QUOTES 16:56 central time

CORN				CHICAGO WHEAT				K.C. WHEAT			
HIGH	LOW	LAST	CHG	HIGH	LOW	LAST	CHG	HIGH	LOW	LAST	CHG
DEC 3110	3056	3060*	-62	DEC 4334	4270	4292*	-2	DEC 4450	4370	4382*	-10
MAR 3184	3120	3124*	-64	MAR 4254	4190	4210*	+2	MAR 4324	4254	4274*	-4
MAY 3240	3180	3182*	-64	MAY 4090	4050	4062*	-12	MAY 4110	4070	4070*	0
JLY 3254	3202	3204*	-60	JLY 3886	3850	3864*	-24	JLY 3930	3880	3884*	-10
SEP 3070	3050	3050*	-26	SEP 3890	3890	3890*	-44	SEP 3900	3900	3900*	0
DEC 2990	2960	2962*	-30	DEC 3934	3934	3934*	-24	MINN WHEAT			
MAR 3040	3020	3020*	-30	OATS				DEC 4244	4180	4202*	+2
JLY 3110	3080	3110*	-10	DEC 1704	1660	1662*	-44	MAR 4190	4110	4120*	-30
DEC 2880	2840	2854*	+14	MAR 1764	1726	1726*	-34	MAY 4124	4060	4064*	-44
SOYBEANS				MAY 1802	1760	1762*	-44	JLY 4070	4050	4050*	-10
NOV 7940	7864	7906*	-50	JLY 1822	1792	1794*	-20	SEP 3970	3950	3970*	+20
JAN 8000	7930	7966*	-52	SOYBEAN MEAL				SOYBEAN OIL			
MAR 8044	7974	8012*	-52	OCT 2647	2612	2645*	+13	OCT 2488	2454	2456*	-35
MAY 8040	7980	8012*	-46	DEC 2595	2563	2588*	+5	DEC 2532	2496	2499*	-34
JLY 8046	7980	8012*	-52	JAN 2573	2545	2570*	+6	JAN 2553	2525	2527*	-32
AUG 7950	7910	7930*	-24	MAR 2545	2520	2540*	+4	MAR 2591	2560	2563*	-31
SEP 7540	7540	7540*	-10	MAY 2510	2480	2505*	+2	MAY 2607	2588	2594*	-23
NOV 7360	7304	7354*	-2	JLY 2500	2470	2499*	+1	JLY 2640	2612	2620*	-22
JAN				AUG 2480	2460	2480*	0	AUG 2635	2615	2620*	-20
NOV 6990	6990	6990*	+10	SEP 2400	2375	2386*	-4	SEP 2643	2620	2628*	-12

DTN FUTURES 14 09/26/96 TECHNICAL POINTS SLOW STOCHASTIC

CONTRACT	CLOSE	MOVING AVERAGES				RSI'S			5 DAY		20 DAY	
		4-DAY	9-DAY	18-DAY	45-DAY	9DAY	14DAY	30DAY	%K	%D	%K	%D
WHEAT DEC	429.25	428.69	423.58	433.21	447.82	44.9	41.9	42.1	77	78	29	21
WHEAT MAR	421.00	420.12	416.64	426.87	444.04	41.6	39.1	40.1	73	71	19	13
KCWHT DEC	438.25	437.37	432.33	439.57	462.78	45.0	39.9	38.9	75	73	23	17
KCWHT MAR	427.50	427.00	423.33	433.32	458.28	39.4	35.6	36.2	73	72	15	11
MNWHT DEC	420.25	418.00	412.33	420.85	445.33	46.3	40.0	38.9	86	85	21	13
CORN DEC	306.00	310.50	312.69	322.21	329.39	22.9	29.0	38.7	13	24	6	9
CORN MAR	312.50	317.06	319.92	329.72	336.72	22.7	28.6	38.5	11	16	4	7
CORN MAY	318.25	323.06	326.31	336.06	342.49	20.9	27.4	38.6	8	13	4	6
OATS DEC	166.25	167.87	166.75	173.67	184.59	35.3	35.3	52.5	44	52	44	48
BEANS NOV	790.75	794.12	793.78	796.54	777.63	46.9	50.3	52.5	44	52	44	48
BEANS JAN	796.75	800.87	801.19	803.86	784.96	45.6	49.6	52.3	36	47	44	49
BEANS MAR	801.25	805.62	806.47	809.06	790.23	44.8	49.2	52.2	30	41	43	50
MEAL OCT	264.50	262.12	261.03	260.28	250.12	65.2	63.7	60.0	76	59	71	69
OIL OCT	24.56	24.90	25.10	25.36	25.26	29.0	36.2	43.0	5	17	10	17
CATTLE OCT	73.10	72.65	72.65	72.46	71.19	61.1	61.1	61.0	92	68	60	59
CATTLE DEC	67.50	67.37	67.53	67.93	67.50	45.6	48.2	52.7	78	57	34	33
PCTL SEP	63.45	63.51	63.74	63.73	63.23	44.1	50.2	54.4	19	22	60	69
HOGS OCT	57.40	57.25	56.38	55.22	54.89	75.0	68.7	61.5	83	90	95	93
HOGS DEC	57.10	57.03	56.62	55.89	55.47	66.4	62.8	58.1	68	73	89	89
PKBLS FEB	79.25	77.98	77.68	77.41	80.89	54.4	50.8	50.0	60	55	36	33

DTN FUTURES 03 09/26/96 DELAYED COMMODITY QUOTES 16:55 central time

LIVE CATTLE				FEEDER CATTLE				LIVE HOGS			
HIGH	LOW	LAST	CHG	HIGH	LOW	LAST	CHG	HIGH	LOW	LAST	CHG
OCT 7320	7282	7310*	-7	SEP 6345	6337	6345*	+2	OCT 5802	5737	5740*	+22
DEC 6775	6737	6750*	0	OCT 6390	6340	6370*	+15	DEC 5792	5700	5710*	-5
FEB 6485	6450	6477*	+5	NOV 6480	6435	6472*	+32	FEB 7715	7640	7642*	-32
APR 6635	6605	6620*	0	JAN 6475	6435	6465*	+30	APR 7345	7280	7287*	-47
JUN 6417	6392	6405*	0	MAR 6417	6385	6417*	+32	JUN 7767	7730	7735*	-30
AUG 6415	6392	6395*	0	APR 6420	6390	6415*	+20	JLY 7520	7430	7440*	-65
OCT 6590	6585	6585*	-5	MAY 6440	6415	6440*	+35	AUG 7065	7020	7025*	-65
DEC				AUG 6610	6600	6610*	+20	OCT 6590	6525	6525*	-30
SWISS FRANC				CANADIAN DOLLAR				PORK BELLIES			
DEC 8074	8030	8051*	-77	DEC 7355	7332	7337*	-6	FEB 8020	7847	7925*	+75
MAR 8152	8115	8133*	-75	MAR 7375	7363	7365*	-6	MAR 8010	7850	7915*	+85
JUN 8217	8204	8217*	-73	JUN 7385	7385	7385*	-6	MAY 8105	7985	8007*	-12
BRITISH POUND				US DOLLAR INDEX				JLY 8080			
DEC 15620	15574	15600*	-2	DEC 8778	8737	8763*	+31	AUG 7865	7865	7865*	+10
MAR 15600	15600	15600*	-2	MAR 8731	8731	8731*	+31	FEB			