


# WOODS

## PUT A BAT IN YOUR BARN BATWING 3180 - 3 SPINDLE MOWER




The Woods model 3180 is the toughest Batwing® mower we've ever built. A 'clean deck' design that resists cut material build up, innovative Intra-Drive™ gearboxes engineered and built by Woods, and the fastest blade speeds of any mower in its class. The 3180 Batwing® cuts through brush, up to three inches in diameter. A blade overlap of over six inches, and you have a mower that delivers a quality cut, without streaking. From its heavy-gauge deckplate to its heavy-duty drivelines, we build the 3180 to last. What's more, they come complete with a 36-month gearbox warranty.

**WOODS**

## HEAVY DUTY 2-SPINDLE MOWERS

Model 121 and 2126 gear drive mowers cut a 10 ft. swath and is available in either mounted or pull type. They are ideal for mowing grass, weeds, clipping pasture, cutting brush and shredding stalks. Designed for tractors rated 40 to 80 HP with standard category 2, 3-point hitch and either 540 or 1,000 PTO.



**WOODS**

## BACKHOES

**WOODS DUAL**

### Family of Backhoes

3 HOOK-UP OPTIONS  
Skidsteer • 3-Point Hitch • Subframe  
Quality, performance & versatility describe the Woods-Du-Al family of backhoes. Multi-function Control Valve design provides for a smooth operation. These backhoes are a proven leader in the agricultural & commercial industries. For more information, see your Woods-Du-Al dealer:




**WOODS**

## SCRAPERS BARNYARD SCRAPERS

Available in 65", 72", 84" & 96" Models



- Heavy Duty Box Angle
- Heavy Duty A-Frame
- Available with or without tailgate
- Can move material forward or reverse without changing implement.
- Hinged tailgate



**WOODS**

• Other Scrapers Available

## SINGLE SPINDLE ROTARY CUTTERS

Woods Cadet MD172 & MD184 are single spindle medium duty cutters for mowing grass and weeds, pasture clipping, stalk shredding and brush clearing.



Model MD172 cuts a 6 ft. swath and fits with a 25 to 75 HP and 1-3/8 in. 540 rpm PTO rated tractor.

Model MD 184 cuts a 7 ft. swath and fits a tractor rated 35 to 85 HP and 1 3/8 in. 540 rpm PTO

**WOODS**

## WOODS DUAL LOADERS

7 Models to choose from.

Whether your tractor has two wheel or four wheel drive and falls within the 11 to 200 HP range Woods has a DUAL loader to fit your needs. Fast-D-Tach attaches to your tractor in minutes. Available in tractor matching colors



**WOODS**

Products That Make A Winning Team...

**WOODS** WOODS - DuAL

**WOODS** ALLOWAY

WOODS - GANNON

WOODS - GILL

# WOODS



**ERB & HENRY EQUIP. INC.**  
New Berlinville, PA  
610-367-2169

**KELLER'S FARM MACHINERY, INC.**  
Quakertown, PA  
215-536-4046

**MIFFLINBURG FARM SUPPLY, INC.**  
Mifflinburg, PA  
717-966-3114

**D.W. OGG EQUIPMENT CO.**  
Frederick, MD  
301-473-4250  
Westminster, MD  
410-848-4585

**TRACTOR PARTS CO.**  
Bloomsburg, PA  
717-784-0250

**GRUMELLI'S FARM SERVICE**  
Quarryville, PA  
717-786-7318

**KERMIT K. KISTLER**  
Lynnport, PA  
610-298-2011

**MORRIS INT'L., INC.**  
Everett, PA  
814-652-6101

**PIKEVILLE EQUIP. INC.**  
Oley, PA  
610-987-6277

**C.H. WALTZ SONS, INC.**  
Williamsport, PA  
717-435-2921

**BELMONT FARM**  
Glyndon, MD  
410-833-9091

**HINES EQUIPMENT**  
Cresson, PA  
814-886-4183  
Bellwood, PA  
814-742-8171

**LANCASTER FORD TRACTOR, INC.**  
Lancaster, PA  
717-569-7063

**MEYERS IMPLEMENTS, INC.**  
Greencastle, PA  
717-597-2176

**SEBRINGS POWERHOUSE**  
Stroudsburg, PA  
717-421-8980

**WENGERS OF MYERSTOWN**  
Myerstown, PA  
717-866-2135

**B. EQUIP., INC.**  
Waynesboro, PA  
717-762-3193

**R.S. HOLLINGER & SON, INC.**  
Mountville, PA  
717-285-4538

**LAWN & GOLF SUPPLY**  
Phoenixville, PA  
610-933-5801

**NESLEY EQUIPMENT CO.**  
Pottstown, PA  
610-469-6391

**STRALEY FARM SUPPLY, INC.**  
Dover, PA  
717-292-4443  
717-292-2631

**CLARENCE WILSON & SONS**  
Kimbarton, PA  
610-933-3581

**BHM FARM EQUIP.**  
Annville, PA  
717-867-2211

**C.B. HOOBER & SON, INC.**  
Intercourse, PA  
717-768-8231

**M.M. WEAVER & SONS, INC.**  
Leola, PA  
717-656-2321

**NICARRY EQUIPMENT CO.**  
Rt. 61 North Reading, PA  
610-926-2441

**THOMAS POWER EQUIPMENT**  
Avondale, PA  
610-268-2181

**YORK CO. FARM IND., INC.**  
Emigsville, PA  
717-764-6412

**ECKROTH BROS. FARM EQUIP.**  
New Ringgold, PA  
717-943-2131  
Orefield, Pa  
610-366-2095

**C.B. HOOBER & SONS, INC.**  
McAllisterville, PA  
717-463-2191

**MANOR EQUIPMENT INC.**  
Sinking Spring, PA  
610-678-0828

**NICHOLS FARM EQUIP**  
Bloomsburg, PA  
717-784-7731

**ZIMMERMAN FARM SERVICE**  
Bethel, PA  
717-933-4114

**KAUFFMAN FARM SUPPLY**  
Mt. Pleasant Mills PA  
717-539-4571  
Belleville, PA  
717-935-2131

**MESSICK FARM EQUIP., INC.**  
Elizabethtown, PA  
717-367-1319

**WOODS**

WOODS - DuAL

**WOODS** ALLOWAY

WOODS - GANNON

WOODS - GILL