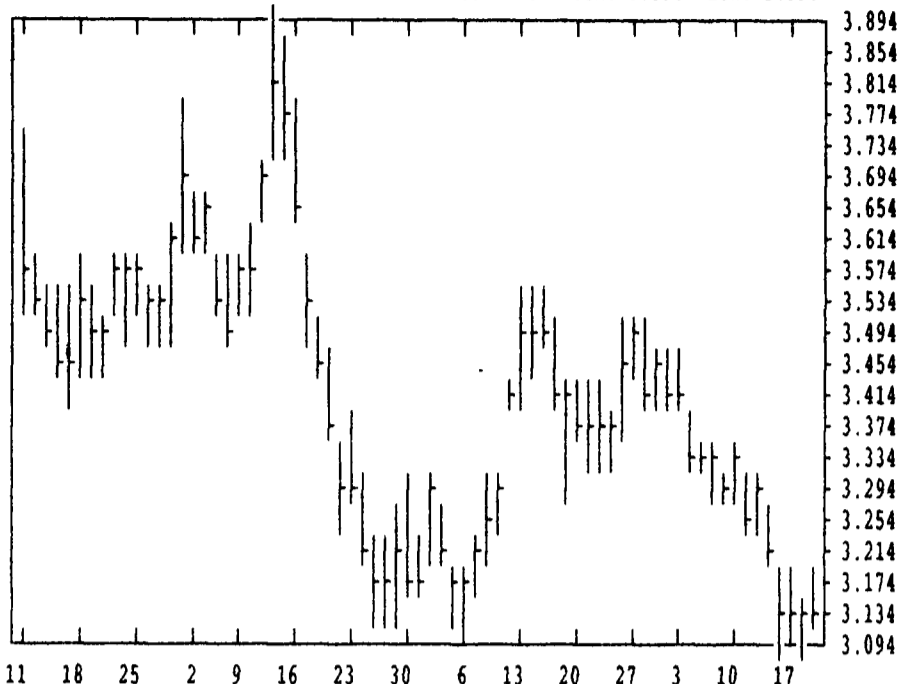


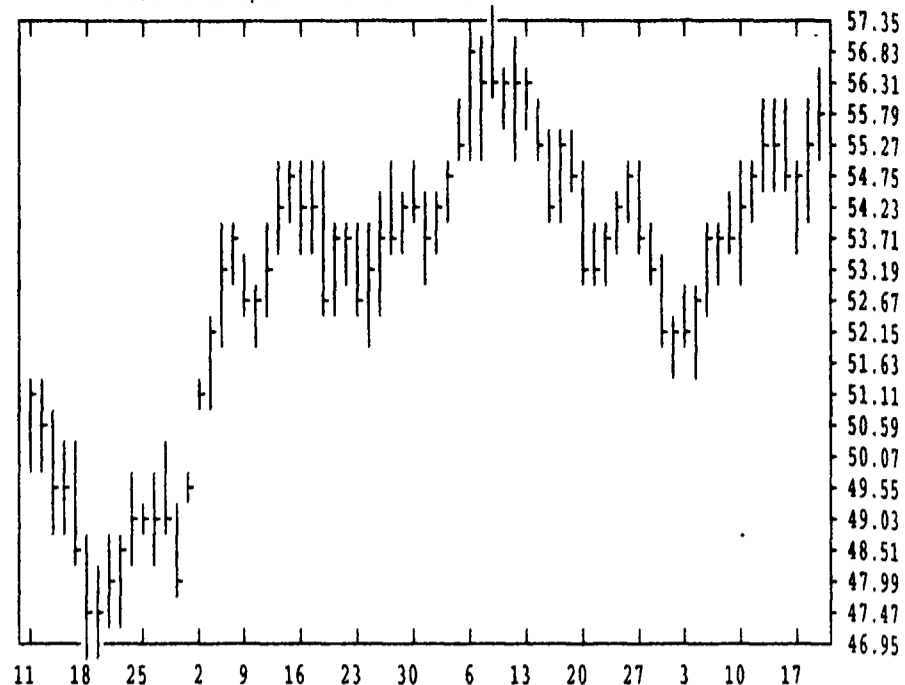
GRAIN, CATTLE AND HOG FUTURES MARKETS

(Closing bids: Thursday, September 19, 1996)

DTN GRAINS 18 CORN DEC 96 CONTRACT HIGH: 3.890 LOW: 2.390

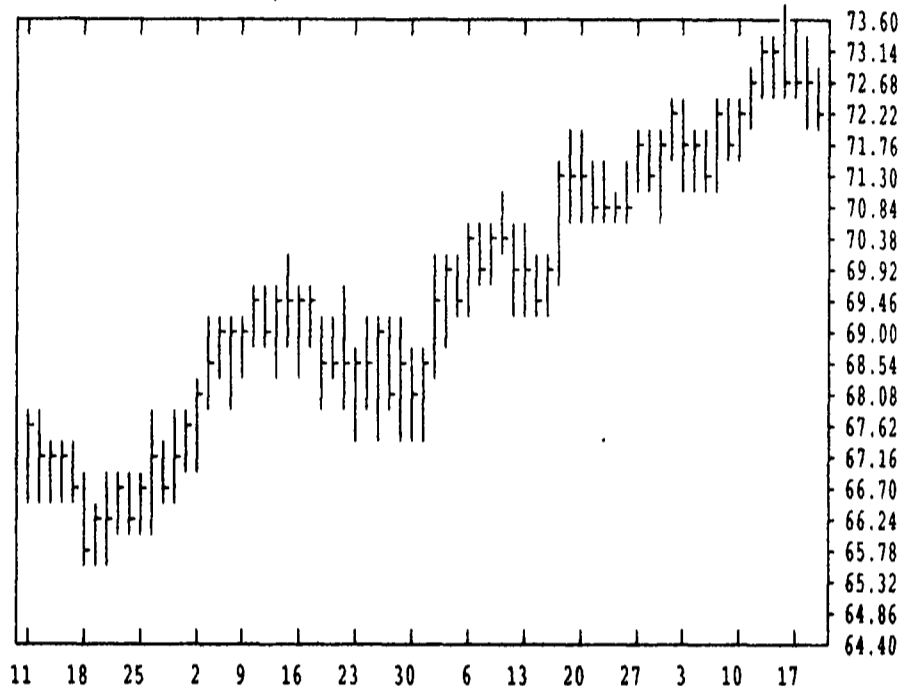


DTN LIVESTOCK 18 LIVE/LEAN HOGS OCT 96 CONTRACT HIGH: 57.25 LOW: 41.00

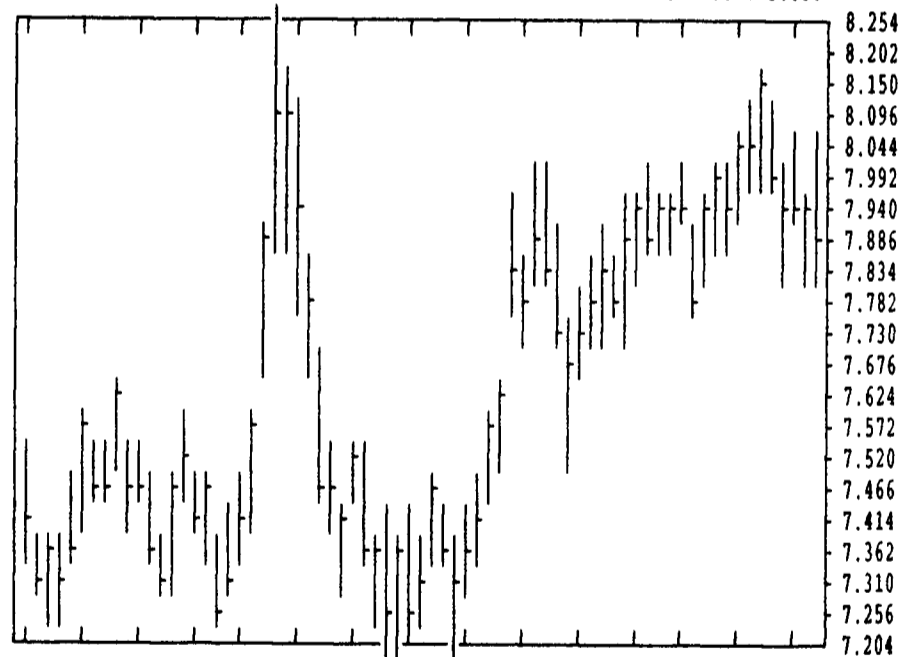


DTN FUTURES 14 09/19/96		TECHNICAL POINTS				SLOW STOCHASTIC						
PRICES ARE DECIMAL		MOVING AVERAGES				RSI'S						
CONTRACT	CLOSE	4-DAY	9-DAY	18-DAY	45-DAY	9DAY	14DAY	30DAY	%K	%D	%K	%D
WHEAT SEP	422.00	425.19	436.31	443.93	449.22	32.7	35.3	40.2	25	18	13	16
WHEAT DEC	416.75	419.12	430.44	441.96	451.91	27.9	31.1	37.9	29	21	11	11
KCWHT SEP	442.00	442.31	443.86	455.76	471.05	37.4	36.0	38.2	69	50	17	12
KCWHT DEC	426.50	428.19	434.89	450.92	469.23	26.2	27.7	34.1	39	28	9	8
MNWHT SEP	423.00	425.00	436.08	448.25	459.96	23.9	28.6	36.4	12	11	5	9
CORN SEP	354.75	354.62	359.36	362.92	361.96	39.2	41.6	45.2	41	28	27	26
CORN DEC	313.50	314.50	322.36	331.72	331.86	26.0	32.3	41.2	22	17	9	8
CORN MAR	320.75	322.37	330.25	339.29	339.34	25.6	32.0	40.9	19	15	7	7
OATS SEP	183.00	179.50	183.69	187.56	192.29	43.3	42.5	44.1	38	18	13	14
BEANS SEP	835.00	821.00	825.53	820.54	791.09	63.2	61.5	58.3	45	35	70	81
BEANS NOV	789.25	793.06	799.39	796.08	772.17	46.0	50.5	53.0	30	31	60	77
BEANS JAN	797.25	800.94	806.94	803.21	779.62	46.4	50.9	53.3	28	31	61	78
MEAL SEP	266.30	271.57	271.89	268.32	254.51	46.7	53.5	57.4	43	56	82	90
OIL SEP	25.20	25.23	25.44	25.37	25.10	45.9	48.0	48.6	24	28	49	66
CATTLE OCT	72.50	72.82	72.75	72.24	70.75	54.8	58.8	60.9	28	50	80	90
CATTLE DEC	67.32	67.80	68.26	68.06	67.32	36.0	44.2	52.2	8	17	57	77
PCTL SEP	63.80	63.95	63.92	63.51	62.92	54.1	55.6	56.1	36	54	79	77
HOGS OCT	56.13	55.27	55.01	54.11	54.44	68.8	63.3	58.8	70	63	85	79
HOGS DEC	56.65	56.08	55.99	54.95	55.19	66.5	61.9	57.6	69	62	85	84
PKBLS FEB	78.75	77.21	77.17	78.76	81.28	50.9	48.5	49.5	72	52	24	19

DTN LIVESTOCK 19 CATTLE, LIVE OCT 96 CONTRACT HIGH: 73.52 LOW: 59.90

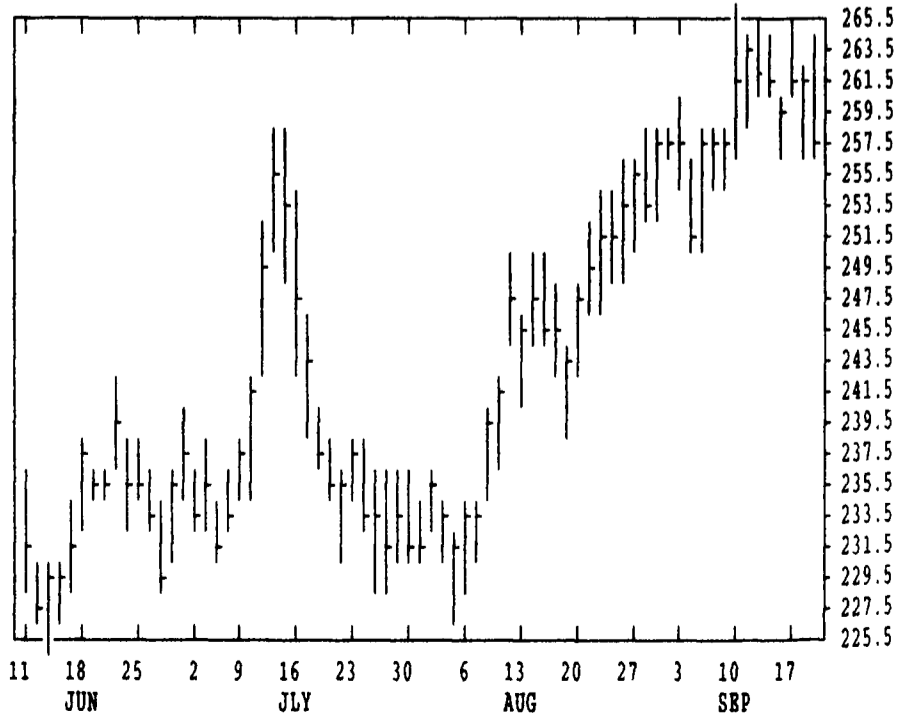


DTN GRAINS 23 SOYBEANS NOV 96 CONTRACT HIGH: 8.250 LOW: 5.850



LIVE CATTLE				FEEDER CATTLE				LIVE HOGS						
	HIGH	LOW	LAST	CHG		HIGH	LOW	LAST	CHG		HIGH	LOW	LAST	CHG
OCT	7275	7240	7250*	-32	SEP	6395	6360	6380*	-2	OCT	5640	5540	5612*	+60
DEC	6760	6725	6732*	-30	OCT	6425	6385	6395*	-22	DEC	5675	5622	5665*	+20
FEB	6470	6442	6450*	-10	NOV	6485	6445	6457*	-12	FEB	7690	7627	7667*	+15
APR	6645	6620	6630*	-7	JAN	6475	6445	6452*	-20	APR	7385	7340	7380*	+25
JUN	6442	6425	6425*	-12	MAR	6405	6380	6397*	-12	JUN	7815	7790	7805*	+7
AUG	6455	6440	6440*	-10	APR	6415	6385	6400*	-22	JUL	7575	7550	7572*	+12
OCT	6615	6612	6612*	-12	MAY	6425	6400	6415*	-10	AUG	7045	6975	7015*	+17
DEC					AUG	6580	6570	6575*	-27	OCT	6597	6585	6597*	+27
SWISS FRANC				CANADIAN DOLLAR				PORK BELLIERS						
DEC	8148	8106	8117*	-8	DEC	7328	7319	7320*	+3	FEB	8030	7827	7875*	+20
MAR	8220	8188	8196*	-7	MAR	7354	7348	7348*	+3	MAR	8010	7825	7867*	+17
JUN	8295	8270	8277*	-3	JUN	7368	7368	7368*	+3	MAY	8145	7950	8050*	-10
BRITISH POUND				US DOLLAR INDEX				JLY 8110 7980 8075* -7						
DEC	15588	15470	15520*	-80	DEC	8731	8731	8745a	+14	AUG	7810	7750	7795*	-45
MAR	15526	15470	15526*	-80	MAR	8699	8699	8699*	+21	FEB				

DTN GRAINS 25 SOYBEAN MEAL OCT 96 CONTRACT HIGH: 265.7 LOW: 190.0



CORN				CHICAGO WHEAT				K.C. WHEAT																																																																																																																																																																		
	HIGH	LOW	LAST	CHG		HIGH	LOW	LAST	CHG		HIGH	LOW	LAST	CHG																																																																																																																																																												
DEC	3190	3124	3134*	-20	DEC	4264	4154	4166*	-74	DEC	4380	4240	4264*	-60																																																																																																																																																												
MAR	3270	3202	3206*	-30	MAR	4210	4102	4112*	-80	MAR	4274	4160	4172*	-80																																																																																																																																																												
MAY	3334	3270	3272*	-30	MAY	4070	3970	3974*	-80	MAY	4134	4010	4010*	-50																																																																																																																																																												
JUL	3344	3286	3290*	-32	JUL	3880	3790	3790*	-66	JUL	3950	3850	3870*	-30																																																																																																																																																												
SEP	3144	3104	3106*	-12	SEP	3910	3820	3820*	-50	SEP	3880	3880	3880*	-10																																																																																																																																																												
DEC	3034	2986	2996*	-22	DEC	3880	3880	3880*	-40	SOYBEANS				SOYBEAN MEAL				MINN WHEAT				NOV	8040	7870	7892*	-46	JUL	1774	1774	1774*	-14	SEP	3870	3870	3870*	-30	JAN	8114	7950	7972*	-44	SOYBEAN OIL				DEC	4130	4050	4062*	-42	MAR	8170	8010	8022*	-56	OCT	2644	2578	2587*	-28	OCT	2550	2496	2506*	-14	MAY	8140	7994	8012*	-52	DEC	2599	2535	2549*	-20	DEC	2595	2537	2549*	-14	JUL	8150	8004	8020*	-64	JAN	2580	2525	2541*	-9	JAN	2620	2562	2573*	-14	AUG	8050	7920	7920*	-40	MAR	2565	2510	2520*	-12	MAR	2646	2595	2602*	-15	SEP	7504	7504	7504*	-60	MAY	2528	2480	2480*	-15	MAY	2665	2612	2624*	-15	NOV	7390	7270	7286*	-54	JUL	2530	2475	2493*	-2	JUL	2682	2630	2645*	-20	JAN					AUG	2504	2460	2470*	-5	AUG	2640	2635	2640*	-18	NOV	6950	6950	6950*	-50	SEP	2415	2395	2397*	+6	SEP	2665	2625	2630*	-20
SOYBEANS				SOYBEAN MEAL				MINN WHEAT																																																																																																																																																																		
NOV	8040	7870	7892*	-46	JUL	1774	1774	1774*	-14	SEP	3870	3870	3870*	-30																																																																																																																																																												
JAN	8114	7950	7972*	-44	SOYBEAN OIL				DEC	4130	4050	4062*	-42																																																																																																																																																													
MAR	8170	8010	8022*	-56	OCT	2644	2578	2587*	-28	OCT	2550	2496	2506*	-14																																																																																																																																																												
MAY	8140	7994	8012*	-52	DEC	2599	2535	2549*	-20	DEC	2595	2537	2549*	-14																																																																																																																																																												
JUL	8150	8004	8020*	-64	JAN	2580	2525	2541*	-9	JAN	2620	2562	2573*	-14																																																																																																																																																												
AUG	8050	7920	7920*	-40	MAR	2565	2510	2520*	-12	MAR	2646	2595	2602*	-15																																																																																																																																																												
SEP	7504	7504	7504*	-60	MAY	2528	2480	2480*	-15	MAY	2665	2612	2624*	-15																																																																																																																																																												
NOV	7390	7270	7286*	-54	JUL	2530	2475	2493*	-2	JUL	2682	2630	2645*	-20																																																																																																																																																												
JAN					AUG	2504	2460	2470*	-5	AUG	2640	2635	2640*	-18																																																																																																																																																												
NOV	6950	6950	6950*	-50	SEP	2415	2395	2397*	+6	SEP	2665	2625	2630*	-20																																																																																																																																																												