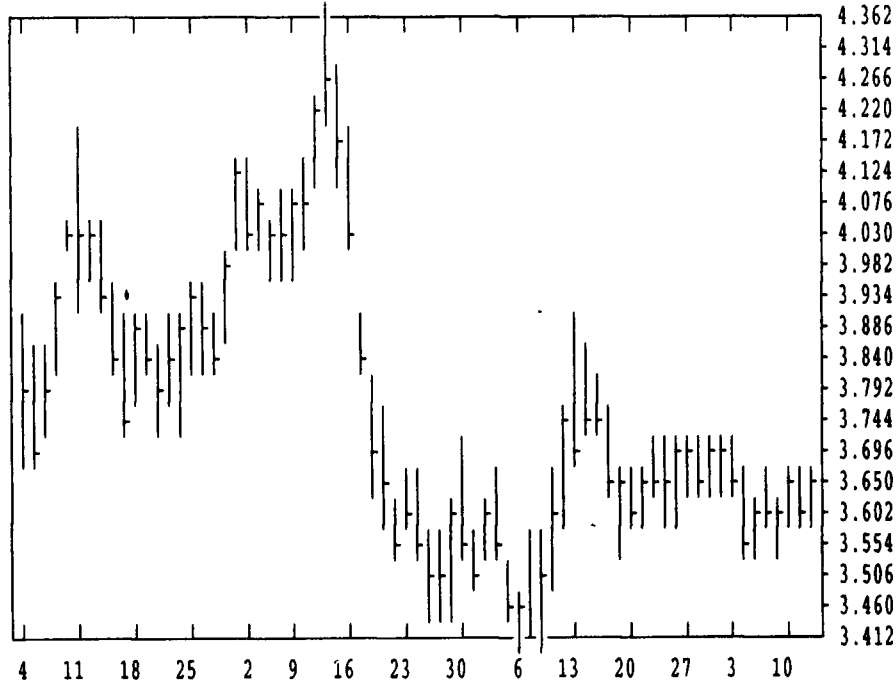


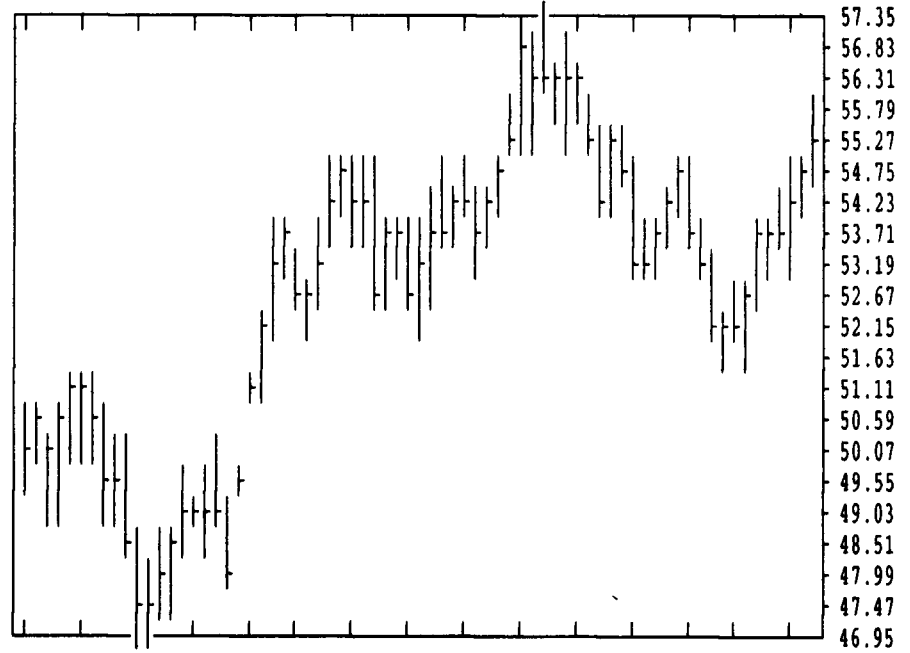
GRAIN, CATTLE AND HOG FUTURES MARKETS

(Closing bids: Thursday, September 12, 1996)

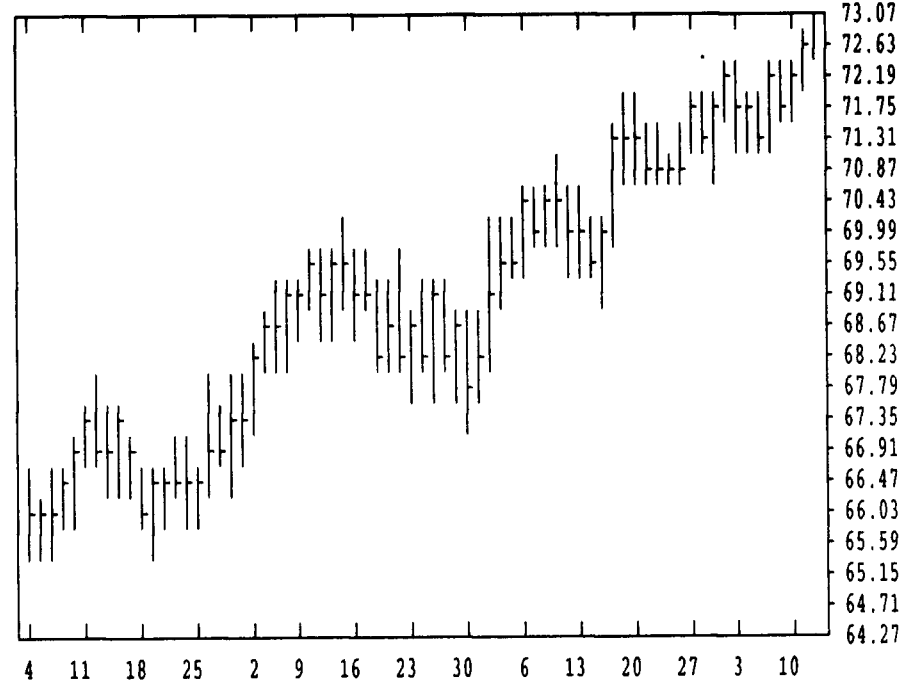
DTN GRAINS 18 CORN SEP 96 CONTRACT HIGH: 4.390 LOW: 2.600



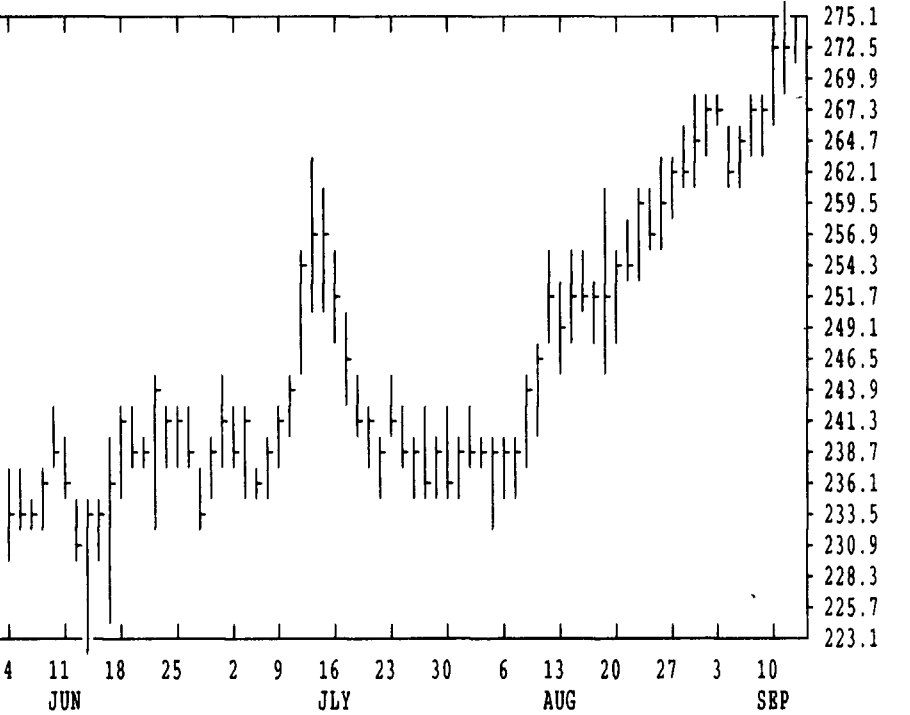
DTN LIVESTOCK 18 LIVE/LEAN HOGS OCT 96 CONTRACT HIGH: 57.25 LOW: 41.00



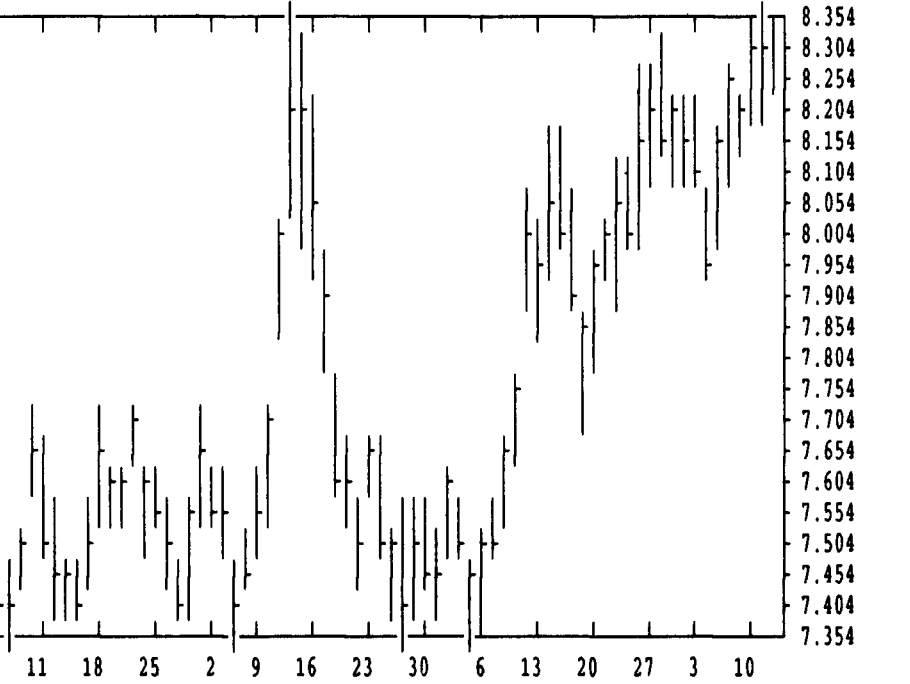
DTN LIVESTOCK 19 CATTLE, LIVE OCT 96 CONTRACT HIGH: 73.20 LOW: 59.90



DTN GRAINS 25 SOYBEAN MEAL SEP 96 CONTRACT HIGH: 275.8 LOW: 188.0



DTN GRAINS 23 SOYBEANS SEP 96 CONTRACT HIGH: 8.370 LOW: 6.230



DTN FUTURES		14 09/06/96		DTN WEEKLY TECHNICAL SUMMARY				9/6	
		Past Week's(9/3-9/6)		August's		Current			
		High	Low	Close	High	Low	Support	Resistance	
NEARBY WHEAT		457.5	441.5	446.5	482.75	438.00	404-428.00	482.75	
DEC WHEAT		459.00	439.5	442.5	489.00	442.00	424-436.00	451-489.00	
NEARBY KCWHT		471.5	449.5	450.5	506.5	464.50	433.00	562.00	
DEC KCWHT		471.00	445.00	445.5	508.00	463.5	405.00	508.00	
NEARBY MGBWT		462.00	444.5	446.25	486.00	450.00	380-428.00	512.00	
NEARBY CORN		372.00	358.25	362.5	389.00	341.25	341.75	422.75	
DEC CORN		346.00	331.00	332.5	355.00	314.5	314.00	355-364.00	
MAR CORN		353.00	339.00	340.5	361.00	322.5	322.75	359.50	
NEARBY OATS		195.00	188.25	190.25	212.00	180.5	178.50	219.50	
NEARBY BEANS		824.5	797.5	824.25	830.5	735.5	770.50	856.00	
NOV BEANS		803.00	779.5	800.00	802.00	720.5	751.50	825.00	
JAN BEANS		810.00	787.5	806.75	808.00	730.00	760.50	824.00	
NEARBY MEAL		269.2	261.6	267.70	268.5	240.00	224.00	325.50	
NEARBY BNOIL		25.70	25.00	25.50	26.00	23.87	23.88	26.05	
NEARBY LIVCT		72.35	71.25	72.175	72.30	65.425	69.40	72.35-75.825	
DEC LIVCT		68.60	67.50	68.575	68.15	66.425	66.95	?????	
NEARBY FEDCT		64.00	63.05	64.00	64.65	61.25	55.75	66.15	
NEARBY LIVHG		54.075	51.975	53.775	62.80	51.80	51.375	58.75	
DEC LIVHG		55.20	53.10	54.90	57.25	52.75	52.325	57.25	
NEARBY PRBLS		78.925	75.50	78.575	105.25	78.05	65.80-75.10	105.25	
NEARBY COTTN		77.00	72.60	73.10	76.40	69.08	69.00	78.85	
DEC COTTN		77.75	73.60	74.18	77.34	70.50	70.50	77.75-77.09	

CORN				CHICAGO WHEAT				K.C. WHEAT				
	HIGH	LOW	LAST CHG		HIGH	LOW	LAST CHG		HIGH	LOW	LAST CHG	
SEP	3654	3610	3652* +44	SEP	4444	4360	4380* -60	SEP	4420	4370	4400* -30	
DEC	3304	3266	3300* +32	DEC	4374	4304	4344* -30	DEC	4384	4320	4354* -12	
MAR	3384	3344	3380* +30	MAR	4310	4250	4284* -22	MAR	4330	4270	4310* -10	
MAY	3444	3412	3436* +22	MAY	4130	4080	4130* +10	MAY	4184	4114	4132* -36	
JLY	3444	3416	3442* +20	JLY	3870	3800	3864* +26	JLY	3960	3890	3930* -10	
SEP	3214	3180	3214* +34	SEP	3870	3844	3870* -10	MINN WHEAT				
DEC	3094	3044	3082* +34	OATS				SEP	4430	4340	4376* -52	
MAR					SEP	1854	1810	1852* -2	DEC	4230	4164	4204* +4
MAY					DEC	1776	1734	1770* 0	MAR	4244	4180	4230* +30
SOYBEANS				MAR	1840	1800	1836* +6	MAY	4234	4164	4200* -10	
SEP	8370	8274	8356* +42	MAY	1866	1830	1862* +16	JLY	4104	4044	4104* +44	
NOV	8150	8024	8144* +94	SOYBEAN MEAL				SOYBEAN OIL				
JAN	8220	8100	8212* +92	SEP	2758	2719	2756* +21	SEP	2590	2542	2589* +50	
MAR	8270	8150	8270* +102	OCT	2657	2619	2655* +19	OCT	2607	2555	2598* +40	
MAY	8250	8144	8246* +90	DEC	2617	2578	2613* +17	DEC	2655	2599	2644* +44	
JLY	8250	8144	8246* +96	JAN	2598	2563	2596* +23	JAN	2680	2626	2670* +45	
AUG	8100	8050	8100* +74	MAR	2575	2546	2572* +12	MAR	2710	2655	2703* +47	
SEP	7700	7650	7700* +50	MAY	2545	2517	2544* +16	MAY	2730	2672	2725* +51	
NOV	7490	7384	7484* +84	JLY	2540	2515	2539* +11	JLY	2750	2695	2744* +44	
JAN					AUG	2510	2499	2500* 0	AUG	2740	2705	2735* +37

LIVE CATTLE				FEEDER CATTLE				LIVE HOGS				
	HIGH	LOW	LAST CHG		HIGH	LOW	LAST CHG		HIGH	LOW	LAST CHG	
OCT	7320	7260	7317* +45	SEP	6395	6370	6382* 0	OCT	5575	5470	5540* +50	
DEC	6875	6832	6860* +10	OCT	6470	6425	6427* -5	DEC	5650	5555	5645* +52	
FEB	6560	6530	6545* +10	NOV	6515	6480	6487* +10	FEB	7600	7500	7595* 0	
APR	6715	6695	6705* 0	JAN	6525	6490	6490* 0	APR	7305	7240	7297* -10	
JUN	6510	6495	6497* +5	MAR	6440	6415	6425* 0	JUN	7810	7735	7802* -15	
AUG	6507	6490	6497* 0	APR	6450	6430	6430* -10	JLY	7580	7510	7580* -12	
OCT	6667	6657	6667* +7	MAY	6460	6450	6450* 0	AUG	7040	6995	7030* -22	
DEC					AUG	6580	6570	6580* +30	OCT	6570	6555	6560* 0
SWISS FRANC				CANADIAN DOLLAR				PORK BELLIES				
SEP	8110	8066	8077* -27	SEP	7297	7288	7292* -2	FEB	7955	7720	7897* +142	
DEC	8183	8136	8148* -27	DEC	7327	7318	7320* -1	MAR	7945	7730	7885* +122	
MAR	8253	8220	8224* -28	MAR	7354	7347	7347* 0	MAY	8030	7830	8030* +130	
BRITISH POUND				US DOLLAR INDEX				JLY 8012 7890 8012* +72				
SEP	15562	15526	15544* -12	SEP	8782	8755	8774a +6	AUG	7790	7725	7790* +10	
DEC	15560	15522	15538* -14	DEC	8760	8750	8752a +8	FEB				