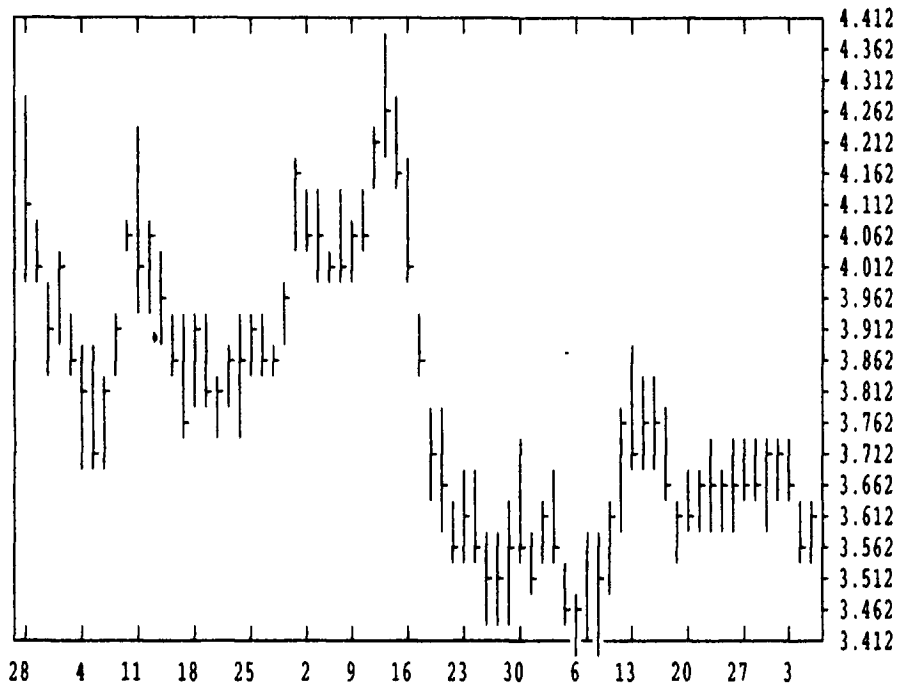


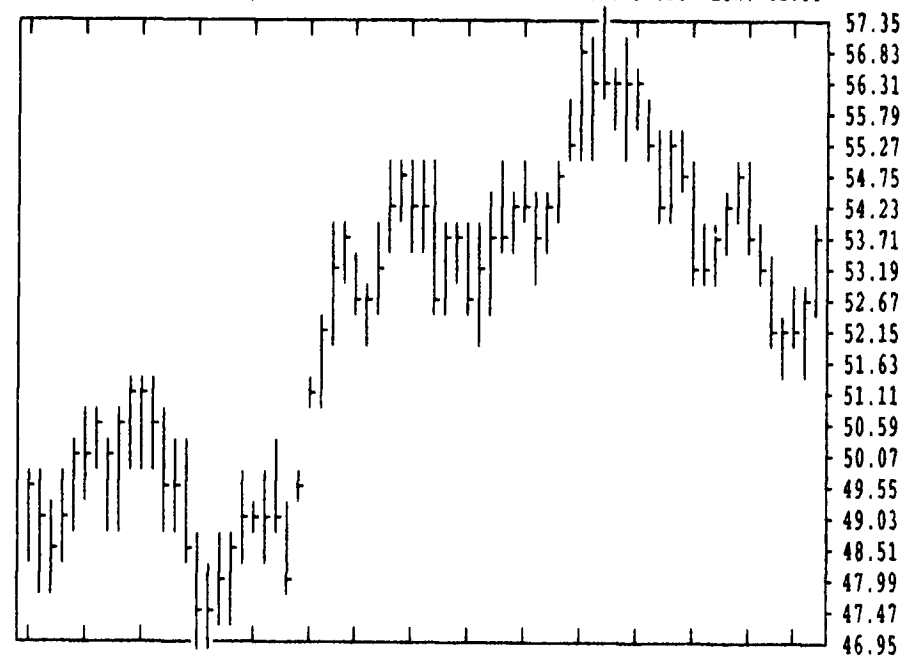
GRAIN, CATTLE AND HOG FUTURES MARKETS

(Closing bids: Thursday, September 5, 1996)

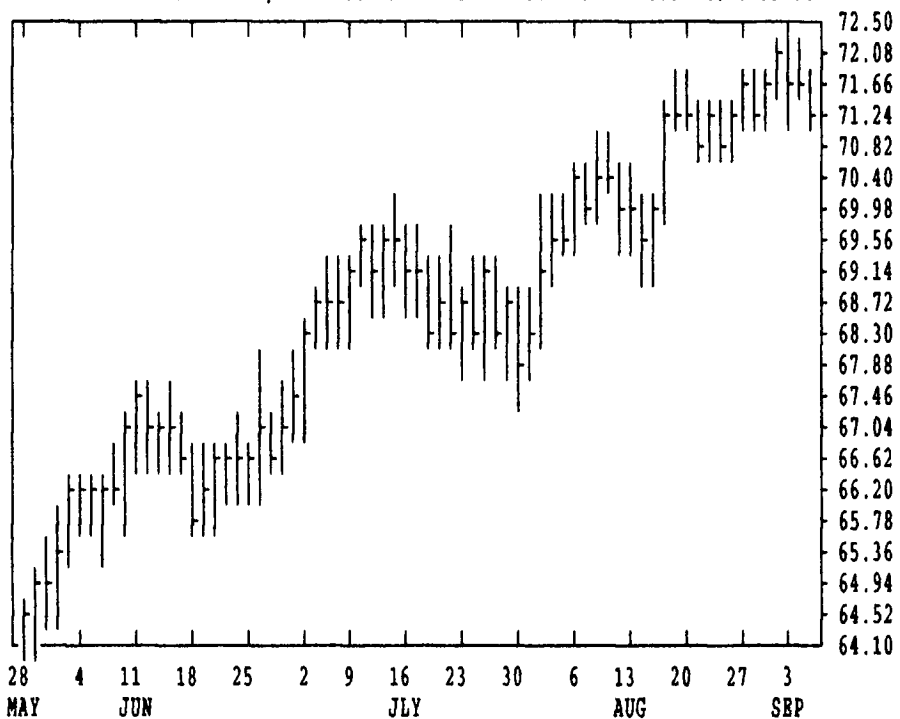
DTN GRAINS 18 CORN SEP 96 CONTRACT HIGH: 4.390 LOW: 2.600



DTN LIVESTOCK 18 LIVE/LEAN HOGS OCT 96 CONTRACT HIGH: 57.25 LOW: 41.00



DTN LIVESTOCK 19 CATTLE, LIVE OCT 96 CONTRACT HIGH: 72.35 LOW: 59.90

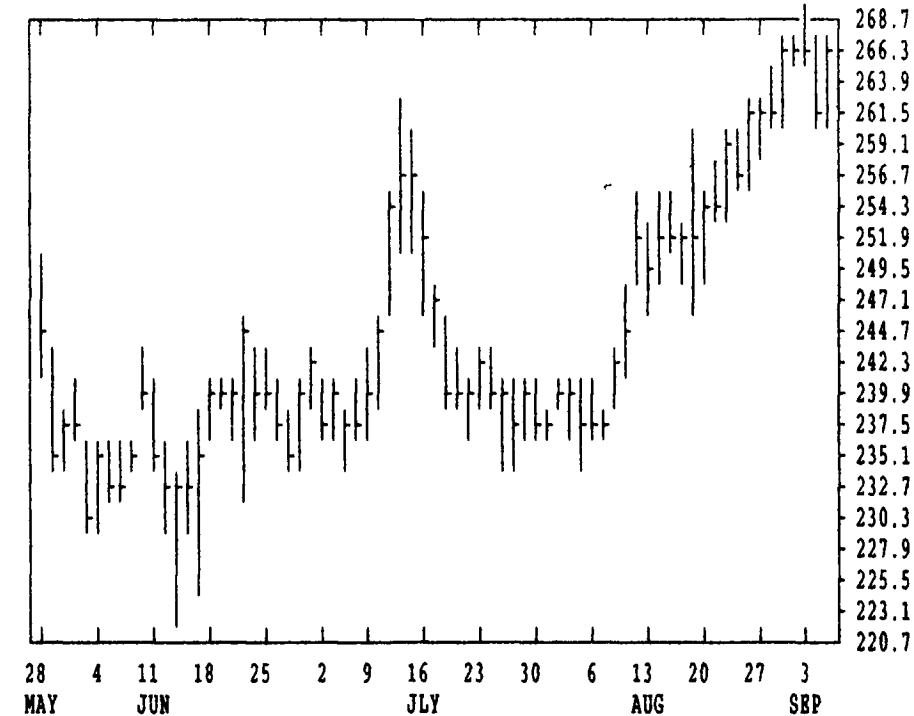


DTN FUTURES 14 09/05/96		TECHNICAL POINTS				SLOW STOCHASTIC						
PRICES ARE DECIMAL		MOVING AVERAGES				RSI'S						
CONTRACT	CLOSE	4-DAY	9-DAY	18-DAY	45-DAY	9DAY	14DAY	30DAY	%K	%D	%K	%D
WHEAT SEP	447.50	449.37	452.25	454.90	460.41	40.6	42.4	44.0	36	32	22	31
WHEAT DEC	446.00	449.69	455.25	459.24	466.05	33.6	38.1	42.1	20	19	19	29
KCWHT SEP	454.00	461.50	471.28	476.68	487.84	22.1	28.6	37.0	10	7	7	20
KCWHT DEC	453.75	460.75	470.78	475.47	487.79	23.6	29.4	37.0	8	7	8	21
MNWHT SEP	457.00	457.75	462.61	464.36	473.70	38.8	40.3	42.3	28	23	27	37
CORN SEP	362.25	364.56	366.81	368.33	372.86	43.5	45.2	47.0	18	40	49	55
CORN DEC	334.75	338.37	341.86	342.43	340.93	40.8	44.9	47.8	7	20	60	70
CORN MAR	342.50	345.87	349.00	349.37	347.84	41.6	45.4	47.8	7	24	62	71
OATS SEP	189.25	190.19	192.36	194.82	200.90	40.8	42.8	45.1	34	35	29	35
BEANS SEP	815.25	809.62	813.22	805.89	781.42	58.7	58.6	56.5	23	26	78	85
BEANS NOV	795.75	791.50	790.42	785.68	765.26	59.9	59.0	56.1	41	51	85	88
BEANS JAN	802.75	798.69	797.06	792.32	772.68	60.4	59.3	55.9	42	53	86	87
MEAL SEP	266.10	265.70	263.68	258.52	249.06	69.4	68.6	62.6	54	70	92	94
OIL SEP	25.37	25.28	25.23	25.26	25.16	54.7	52.7	49.8	37	44	51	55
CATTLE OCT	71.35	71.76	71.59	71.14	69.99	53.1	57.0	59.5	36	61	84	90
CATTLE DEC	67.70	67.81	67.66	67.46	66.93	54.8	56.1	57.4	38	64	79	80
FCTL SEP	63.30	63.29	63.01	63.03	62.29	54.4	54.9	55.5	76	79	49	44
HOGS OCT	53.65	52.79	53.29	54.06	54.17	49.7	48.9	52.2	47	29	15	13
HOGS DEC	54.63	53.89	53.87	54.48	55.13	54.7	51.1	51.8	78	52	22	16
PKBLS FEB	76.93	77.00	80.76	82.06	82.07	34.1	38.7	46.4	8	9	9	22

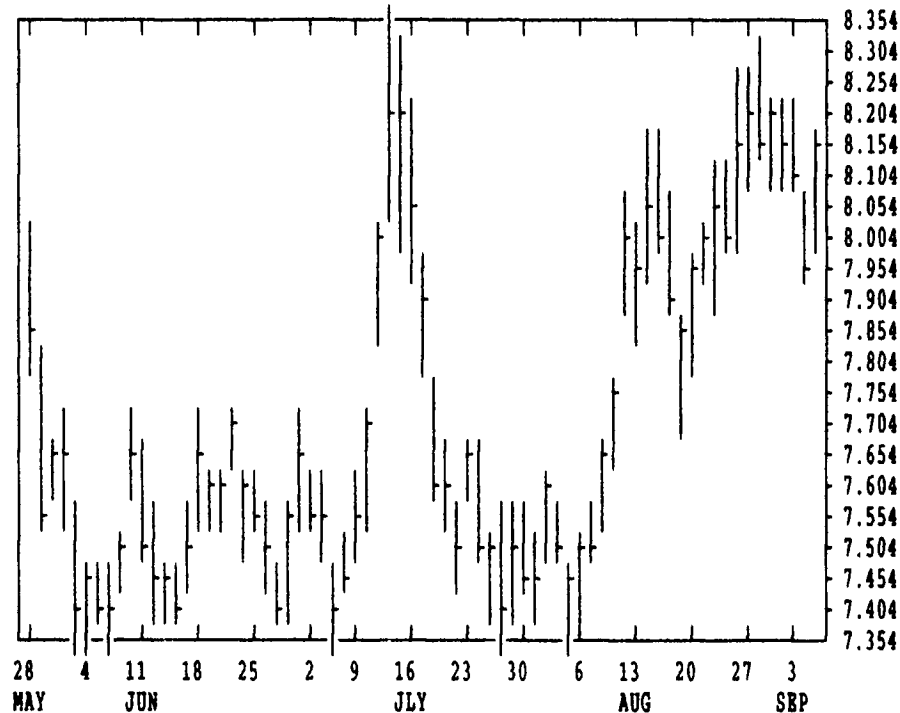
CORN				CHICAGO WHEAT				K.C. WHEAT				
SEP	HIGH	LOW	LAST CHG	SEP	HIGH	LOW	LAST CHG	SEP	HIGH	LOW	LAST CHG	
SEP	3624	3590	3622* +34	SEP	4494	4414	4474* -14	SEP	4584	4500	4540* -40	
DEC	3352	3326	3346* +12	DEC	4480	4394	4460* -12	DEC	4566	4500	4536* -20	
MAR	3430	3406	3424* +12	MAR	4434	4350	4412* -16	MAR	4530	4470	4524* -6	
MAY	3492	3472	3486* +12	MAY	4244	4180	4242* +16	MAY	4350	4270	4300* -2	
JULY	3492	3472	3490* +12	JULY	3944	3890	3940* +4	JULY	4090	4040	4080* -10	
SEP	3184	3160	3180* +22	SEP	3950	3930	3940* -10	MINN WHEAT				
DEC	3034	3006	3014* +6	OATS				SEP	4580	4470	4570* +12	
MAR					SEP	1900	1882	1892* +4	DEC	4380	4300	4342* -26
MAY					DEC	1840	1814	1836* +22	MAR	4380	4310	4362* -6
SOYBEANS				MAR	1890	1872	1890* +20	MAY	4270	4230	4260* -20	
SEP	8154	8004	8152* +174	MAY	1904	1890	1904* +16	JULY	4150	4120	4120* -40	
NOV	7970	7824	7956* +154	SOYBEAN MEAL				SOYBEAN OIL				
JAN	8034	7900	8026* +146	SEP	2665	2621	2661* +35	SEP	2537	2515	2537* +32	
MAR	8084	7960	8080* +134	OCT	2574	2526	2572* +47	OCT	2552	2527	2551* +30	
MAY	8080	7964	8074* +116	DEC	2540	2484	2538* +61	DEC	2595	2570	2593* +33	
JULY	8080	7970	8074* +120	JAN	2518	2472	2516* +45	JAN	2618	2595	2618* +35	
AUG	7970	7880	7970* +100	MAR	2520	2455	2516* +61	MAR	2658	2625	2656* +36	
SEP	7530	7520	7530* +20	MAY	2475	2430	2475* +55	MAY	2685	2650	2677* +25	
NOV	7320	7230	7314* +82	JULY	2470	2430	2470* +37	JULY	2705	2675	2705* +26	
JAN					AUG	2420	2400	2420* +22	AUG	2695	2670	2695* +22

LIVE CATTLE				FEEDER CATTLE				LIVE HOGS				
OCT	HIGH	LOW	LAST CHG	SEP	HIGH	LOW	LAST CHG	OCT	HIGH	LOW	LAST CHG	
OCT	7187	7125	7135* -37	SEP	6370	6320	6330* -32	OCT	5395	5290	5365* +100	
DEC	6797	6750	6770* -5	OCT	6405	6330	6345* -60	DEC	5490	5395	5462* +80	
FEB	6565	6525	6542* -10	NOV	6440	6390	6402* -35	FEB	7570	7520	7537* +32	
APR	6722	6682	6702* +12	JAN	6460	6415	6415* -35	APR	7300	7255	7262* +12	
JUN	6535	6495	6510* +5	MAR	6390	6360	6372* -20	JUN	7785	7740	7762* +22	
AUG	6540	6505	6510* +5	APR	6395	6370	6370* -30	JULY	7560	7530	7540* 0	
OCT	6655	6655	6655* +5	MAY	6400	6385	6385* -27	AUG	7065	7030	7030* +20	
DEC					AUG	6530	6500	6520* +15	OCT	6625	6570	6625* +35
SWISS FRANC				CANADIAN DOLLAR				PORK BELLIES				
SEP	8298	8276	8289* -8	SEP	7307	7284	7288* -18	FEB	7732	7610	7692* +107	
DEC	8371	8350	8362* -7	DEC	7334	7310	7314* -18	MAR	7755	7635	7687* +85	
MAR	8442	8433	8442* -6	MAR	7359	7339	7339* -18	MAY	7820	7740	7795* +92	

DTN GRAINS 25 SOYBEAN MEAL SEP 96 CONTRACT HIGH: 269.2 LOW: 188.0



DTN GRAINS 23 SOYBEANS SEP 96 CONTRACT HIGH: 8.350 LOW: 6.230



Editor's Note: Starting with the February, 1997 Hog Futures Contract, the price reflects dressed prices rather than live prices. For more information contact your local futures contract broker.