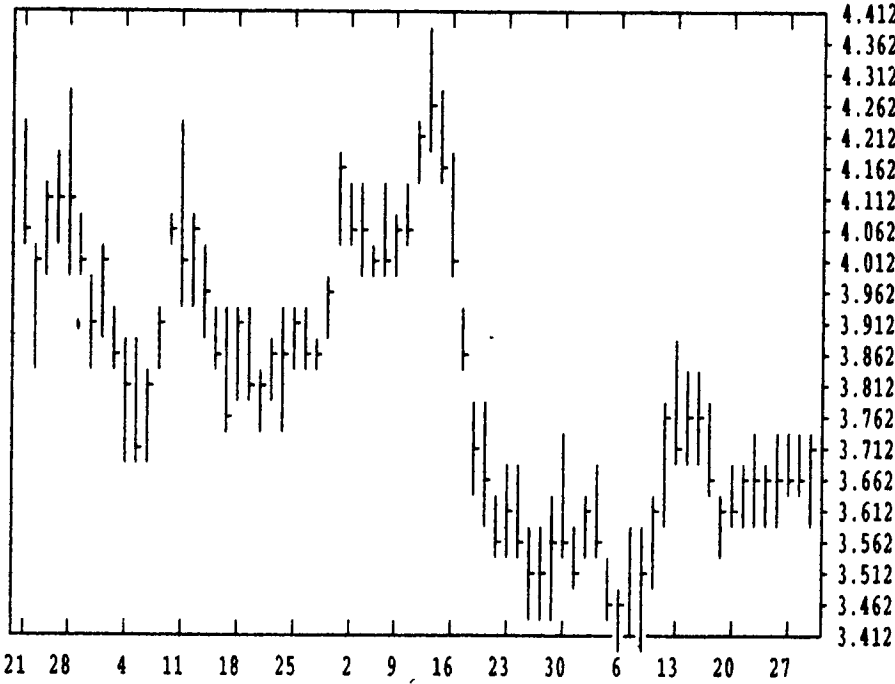


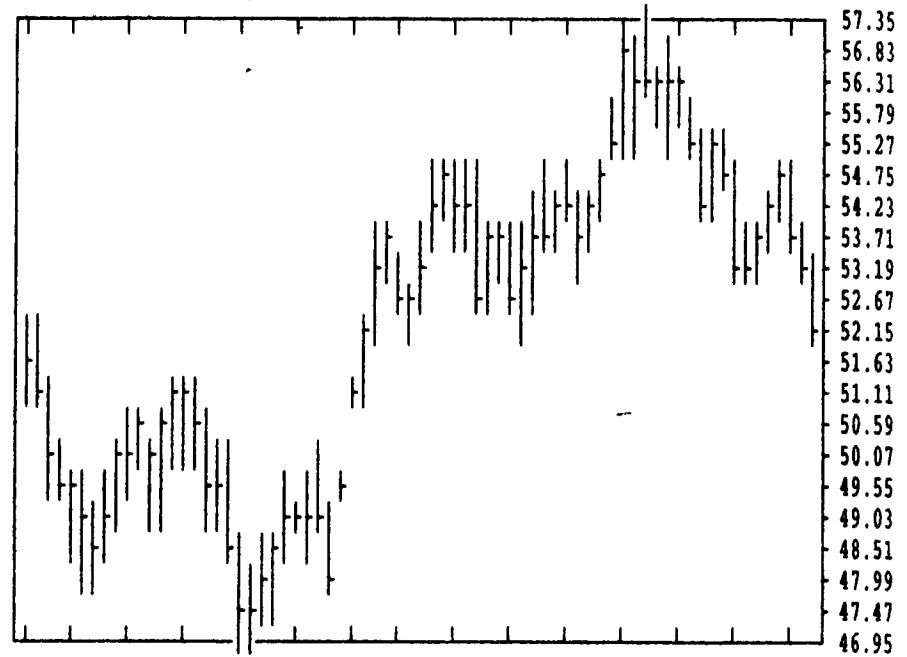
GRAIN, CATTLE AND HOG FUTURES MARKETS

(Closing bids: Thursday, August 29, 1996)

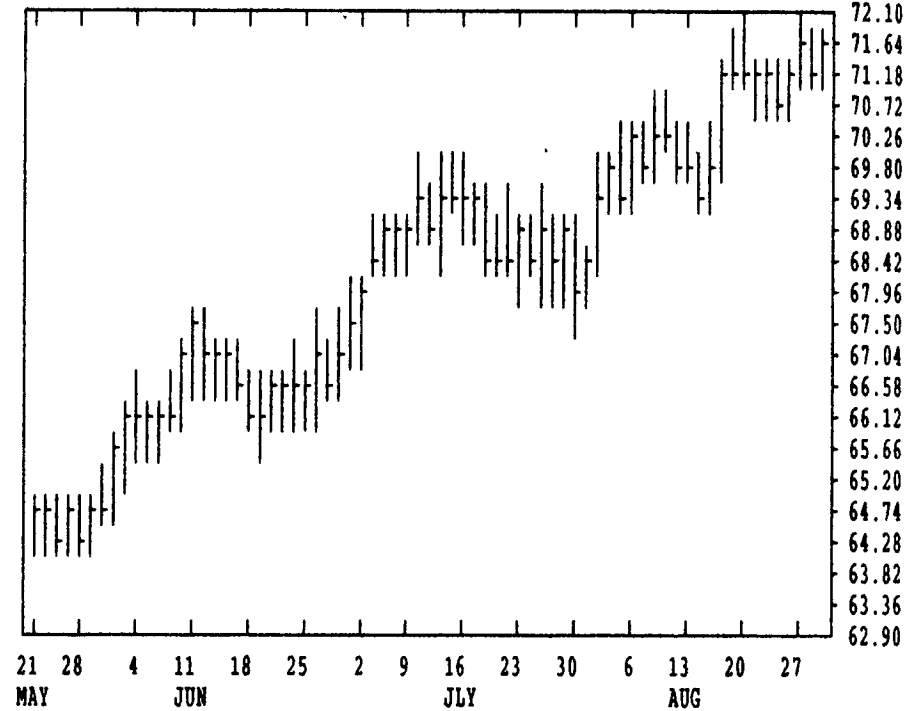
DTN GRAINS 18 CORN SEP 96 CONTRACT HIGH: 4.390 LOW: 2.600



DTN LIVESTOCK 18 LIVE/LEAN HOGS OCT 96 CONTRACT HIGH: 57.25 LOW: 41.00



DTN LIVESTOCK 19 CATTLE, LIVE OCT 96 CONTRACT HIGH: 71.97 LOW: 59.90

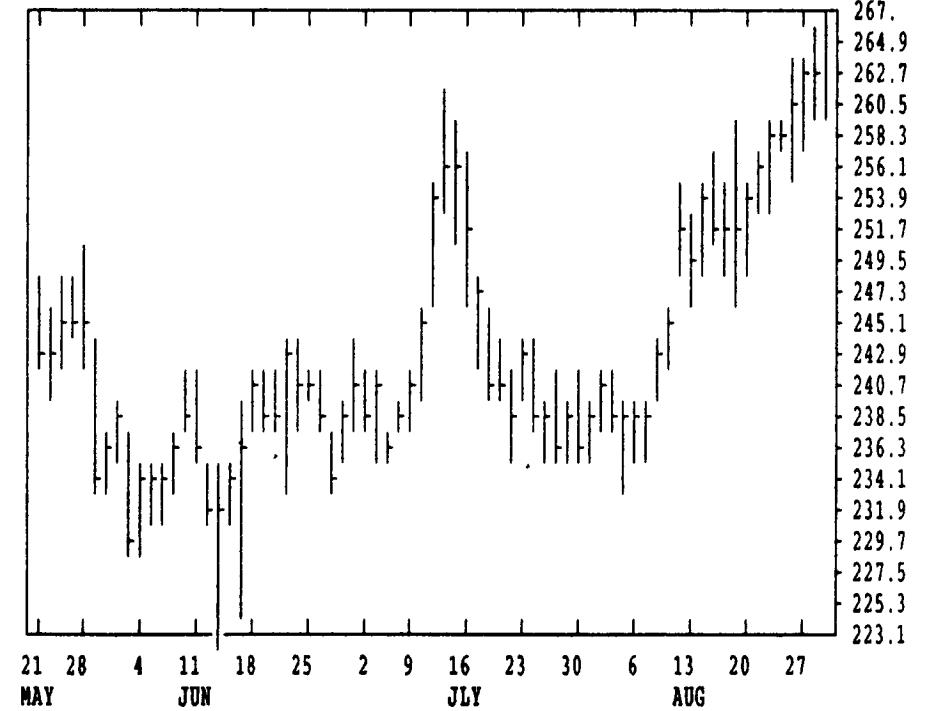


DTN FUTURES	14 08/26/96			DTN WEEKLY TECHNICAL SUMMARY				8/26 (REV)
	Past Week's (8/19-8/23)			July's		Current		
	High	Low	Close	High	Low	Support	Resistance	
NEARBY WHEAT	461.5	446.00	452.75	519.00	428.00	403-428.00	519.00	
DEC WHEAT	466.00	449.5	458.5	524.00	436.5	445.00	472.00	
NEARBY KCWHT	485.00	467.00	483.00	547.00	468.5	433.00	571.00	
DEC KCWHT	482.00	465.00	480.00	545.00	470.5	431.00	495.00	
NEARBY MGBWT	467.5	450.00	466.00	521.00	455.5	380-428.00	560.50	
NEARBY CORN	370.00	355.5	365.5	438.00	347.25	349.00	422.75	
DEC CORN	342.00	332.00	339.5	389.00	315.00	306-330.00	358-389.00	
MAR CORN	349.5	338.5	346.5	394.5	322.75	322.75	367.75	
NEARBY OATS	199.5	182.75	198.75	238.00	188.00	178.50	219.50	
NEARBY BEANS	812.00	771.5	803.25	835.00	738.00	765.75	836.50	
NOV BEANS	787.5	755.00	778.75	825.00	720.5	720.00	825.00	
JAN BEANS	793.5	762.00	785.00	824.00	731.00	730.00	824.00	
NEARBY MEAL	259.7	247.00	258.1	264.00	239.30	223.60	325.50	
NEARBY BNOIL	25.26	24.62	24.90	26.85	23.80	23.88	25.53	
NEARBY LIVCT	71.70	70.875	71.00	70.05	67.65	64.075	71.925	
DEC LIVCT	67.975	66.80	66.825	67.05	65.375	65.375	68.15	
NEARBY FEDCT	64.65	63.225	63.275	62.95	59.90	57.00	66.575	
NEARBY LIVHG	55.55	53.10	54.375	55.10	52.35	54.30	66.725	
DEC LIVHG	55.425	53.30	54.60	57.00	54.00	53.25	57.25	
NEARBY PKBLS	95.10	87.80	92.525	95.65	78.90	75.10	107.00	
NEARBY COTTN	74.90	71.83	74.30	74.70	71.25	65.90	76.52	
DEC COTTN	76.00	72.30	74.95	75.00	72.20	70.63	76.35	

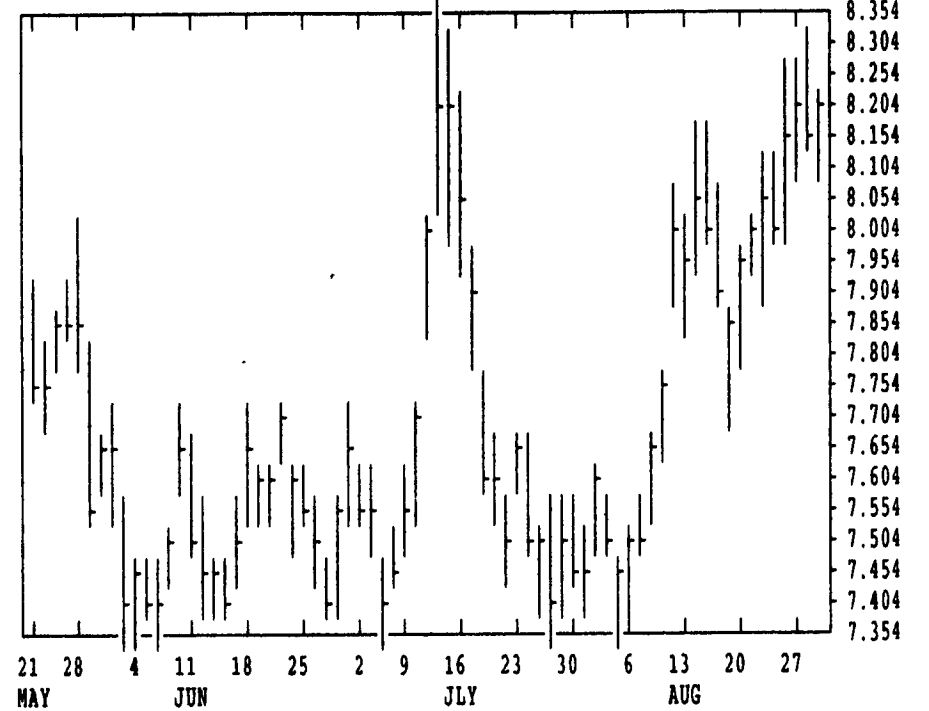
CORN				CHICAGO WHEAT				K.C. WHEAT						
SEP	HIGH	LOW	LAST	CHG	SEP	HIGH	LOW	LAST	CHG	SEP	HIGH	LOW	LAST	CHG
SEP	3714	3644	3704*	+26	SEP	4530	4460	4512*	0	SEP	4744	4680	4686*	-66
DEC	3454	3412	3444*	+16	DEC	4582	4510	4560*	+10	DEC	4744	4690	4710*	-24
MAR	3520	3480	3514*	+16	MAR	4554	4490	4520*	-4	MAR	4724	4684	4690*	-20
MAY	3576	3542	3570*	+16	MAY	4340	4290	4330*	+30	MAY	4514	4450	4500*	+6
JULY	3570	3534	3556*	+14	JULY	4034	3990	4032*	+42	JULY	4220	4164	4204*	+24
SEP	3180	3170	3180*	+10	SEP	4050	4050	4050*	+30	MINN WHEAT				
DEC	3020	3000	3012*	+10	OATS				SEP	4670	4600	4660*	+20	
MAR					SEP	1912	1870	1902*	+16	DEC	4580	4540	4552*	-26
MAY					DEC	1872	1840	1862*	-6	MAR	4620	4560	4572*	-46
SOYBEANS				MAR	1914	1890	1904*	-10	MAY	4504	4470	4470*	-30	
SEP	8230	8130	8192*	+22	MAY	1930	1914	1920*	-12	JULY	4340	4340	4340*	-30
NOV	7974	7874	7950*	+62	SOYBEAN MEAL				SOYBEAN OIL					
JAN	8040	7934	8016*	+62	SEP	2670	2618	2666*	+44	SEP	2540	2503	2518*	+7
MAR	8074	7990	8060*	+54	OCT	2584	2542	2582*	+36	OCT	2558	2522	2541*	+10
MAY	8070	7970	8054*	+60	DEC	2540	2501	2538*	+34	DEC	2602	2563	2580*	+6
JULY	8074	7990	8050*	+70	JAN	2520	2480	2518*	+36	JAN	2622	2590	2602*	+5
AUG	7960	7920	7960*	+80	MAR	2503	2463	2503*	+39	MAR	2658	2627	2638*	+5
SEP	7500	7500	7500*	0	MAY	2472	2435	2472*	+40	MAY	2690	2660	2674*	+9
NOV	7250	7200	7242*	+32	JULY	2473	2430	2473*	+38	JULY	2715	2675	2699*	+9
JAN					AUG	2445	2410	2415*	+32	AUG	2710	2695	2695*	+10

LIVE CATTLE				FEEDER CATTLE				LIVE HOGS						
OCT	HIGH	LOW	LAST	CHG	SEP	HIGH	LOW	LAST	CHG	OCT	HIGH	LOW	LAST	CHG
OCT	7197	7117	7187*	+37	SEP	6295	6265	6285*	0	OCT	5315	5225	5240*	-77
DEC	6800	6750	6795*	+15	OCT	6325	6280	6285*	-27	DEC	5335	5275	5315*	-5
FEB	6555	6525	6542*	-12	NOV	6357	6325	6332*	-22	FEB	7440	7370	7402*	-55
APR	6705	6675	6697*	0	JAN	6410	6380	6400*	-5	APR	7240	7180	7190*	-57
JUN	6497	6470	6490*	-2	MAR	6352	6330	6345*	-5	JUN	7735	7670	7692*	-75
AUG	6515	6500	6505*	-5	APR	6355	6342	6345*	0	JULY	7520	7455	7510*	-50
OCT	6680	6680	6680*	0	MAY	6345	6342	6345*	0	AUG	7055	6975	6975*	-95
DEC					AUG					OCT	6530	6520	6522*	-2
SWISS FRANC				CANADIAN DOLLAR				PORK BELLIES						
SEP	HIGH	LOW	LAST	CHG	SEP	HIGH	LOW	LAST	CHG	FEB	HIGH	LOW	LAST	CHG
SEP	8389	8337	8387*	-15	SEP	7325	7319	7323*	-3	FEB	8005	8005	8005*	-200
DEC	8459	8406	8457*	-15	DEC	7349	7344	7347*	-3	MAR	7990	7962	7962*	-200
MAR	8534	8534	8534*	-15	MAR	7371	7368	7370*	-3	MAY	7960	7900	7900*	-200

DTN GRAINS 25 SOYBEAN MEAL SEP 96 CONTRACT HIGH: 267.0 LOW: 188.0



DTN GRAINS 23 SOYBEANS SEP 96 CONTRACT HIGH: 8.350 LOW: 6.230



Editor's Note: Starting with the February, 1997 Hog Futures Contract, the price reflects dressed prices rather than live prices. For more information contact your local futures contract broker.