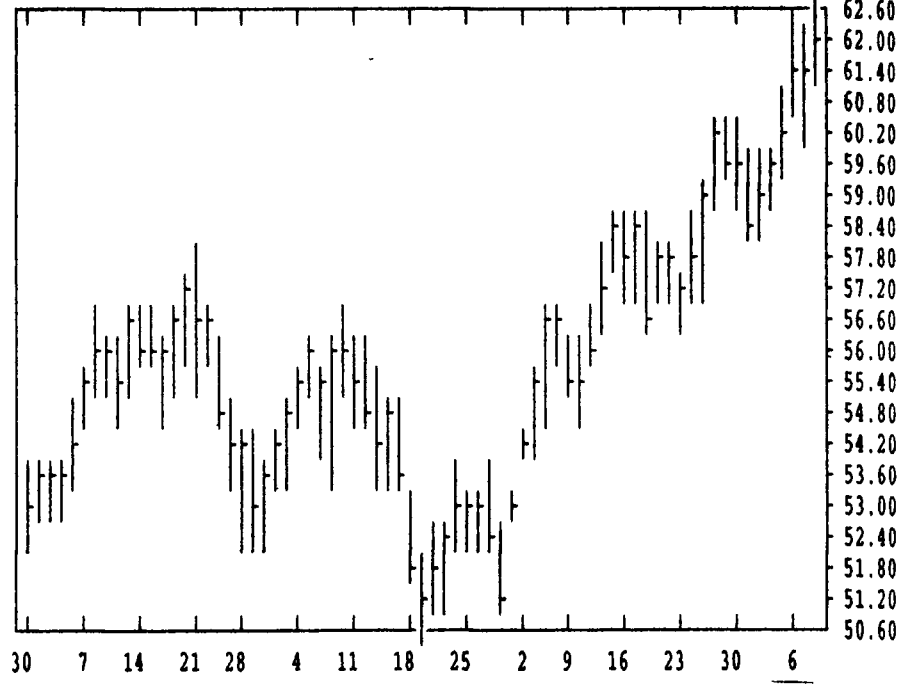
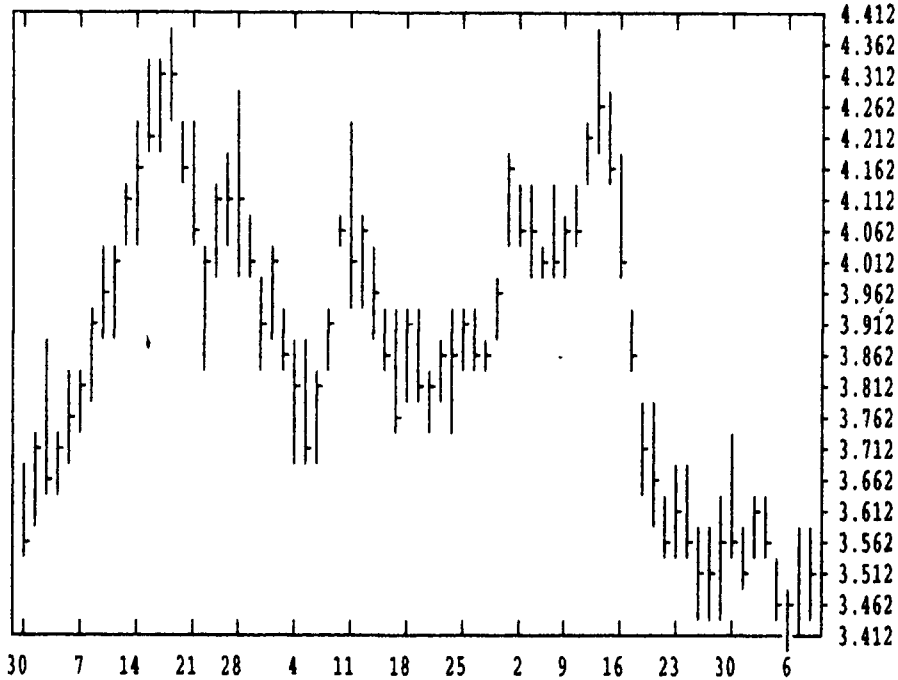


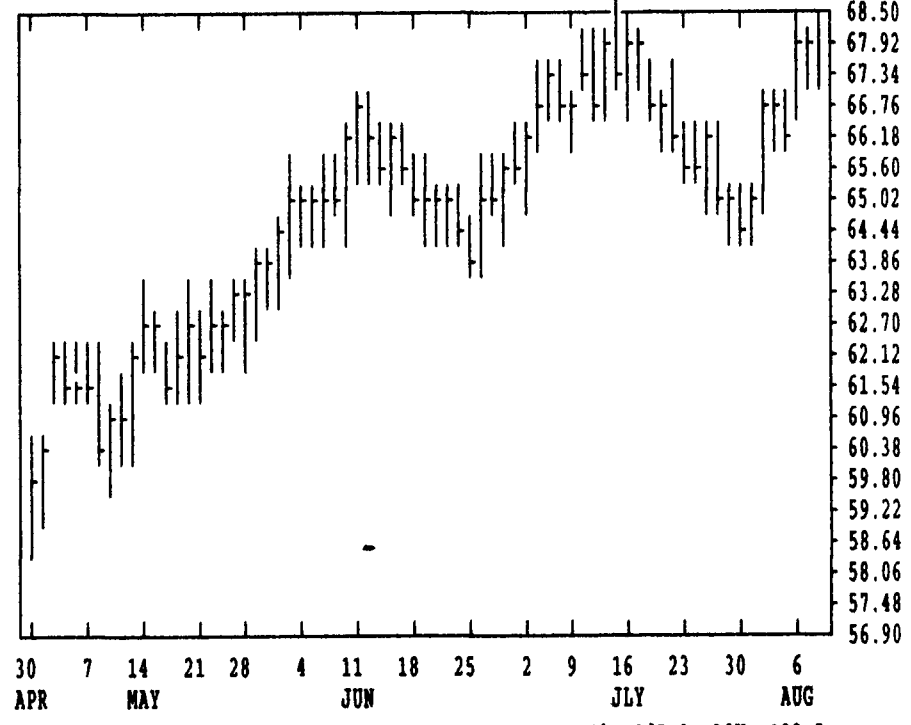
GRAIN, CATTLE AND HOG FUTURES MARKETS

(Closing bids: Thursday, August 8, 1996)

DTN GRAINS 18 CORN SEP 96 CONTRACT HIGH: 4.390 LOW: 2.600



DTN LIVESTOCK 19 CATTLE, LIVE AUG 96 CONTRACT HIGH: 68.70 LOW: 56.90

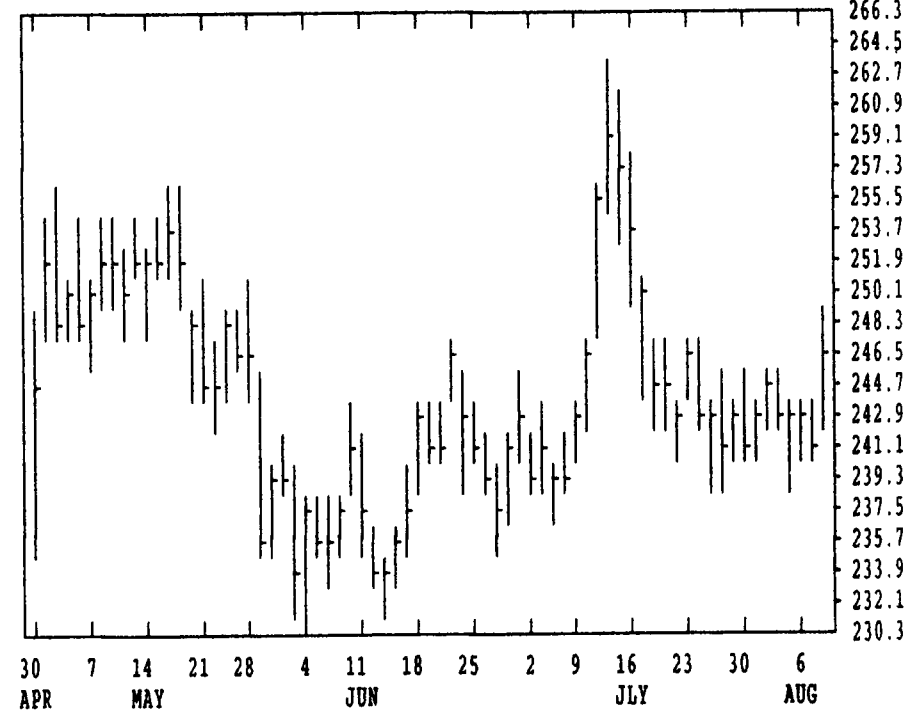


DTN FUTURES 14 08/08/96		TECHNICAL POINTS				SLOW STOCHASTIC						
PRICES ARE DECIMAL		MOVING AVERAGES				RSI'S						
CONTRACT	CLOSE	4-DAY	9-DAY	18-DAY	45-DAY	9DAY	14DAY	30DAY	%K	%D	%K	%D
WHEAT SEP	459.75	451.37	446.94	453.04	478.64	54.6	47.6	44.3	87	77	25	20
WHEAT DEC	466.50	457.06	452.11	459.32	486.38	55.0	47.9	44.5	89	78	23	17
KCWHT SEP	483.00	474.75	475.89	485.43	521.43	46.4	39.9	40.7	71	52	12	10
KCWHT DEC	484.50	475.50	476.53	486.68	521.24	47.4	40.6	40.5	78	53	13	9
MNWHT SEP	475.00	465.56	466.00	472.67	502.52	51.5	44.7	42.6	69	53	18	15
CORN SEP	353.00	348.00	353.56	360.53	383.39	41.0	40.3	43.8	34	25	7	9
CORN DEC	328.25	321.75	322.61	329.37	346.74	48.3	45.3	46.3	58	43	10	10
CORN MAR	335.75	329.12	330.28	336.92	352.88	48.5	45.5	46.3	54	40	10	10
OATS SEP	195.50	187.81	190.72	196.01	207.00	49.4	46.2	46.0	47	27	10	9
BEANS AUG	788.00	774.37	771.89	776.14	777.85	58.8	54.4	51.5	76	62	18	15
BEANS NOV	757.25	743.75	739.72	745.46	748.31	58.7	54.2	51.2	86	73	21	18
BEANS JAN	765.00	751.69	747.83	753.60	755.63	58.4	54.1	50.9	87	72	22	17
MEAL AUG	247.70	244.17	243.78	244.91	243.35	59.8	55.5	52.3	70	63	18	19
OIL AUG	24.96	24.70	24.48	24.64	25.27	56.2	50.9	47.3	89	86	24	20
CATTLE AUG	68.63	67.69	66.63	66.60	66.28	69.9	64.8	59.8	95	91	75	53
CATTLE OCT	70.60	70.20	69.50	69.16	68.23	65.6	64.0	62.5	88	87	89	73
FCTL AUG	63.93	64.01	63.03	62.28	61.21	65.1	63.0	60.1	83	88	92	86
HOGS AUG	62.30	61.59	60.42	59.26	56.41	77.1	72.1	65.4	91	90	94	88
HOGS OCT	56.58	56.38	55.26	54.46	52.17	72.2	68.6	63.8	88	92	92	86
PKBLS AUG	102.48	102.48	98.31	93.63	82.57	77.0	75.1	68.9	89	96	97	99

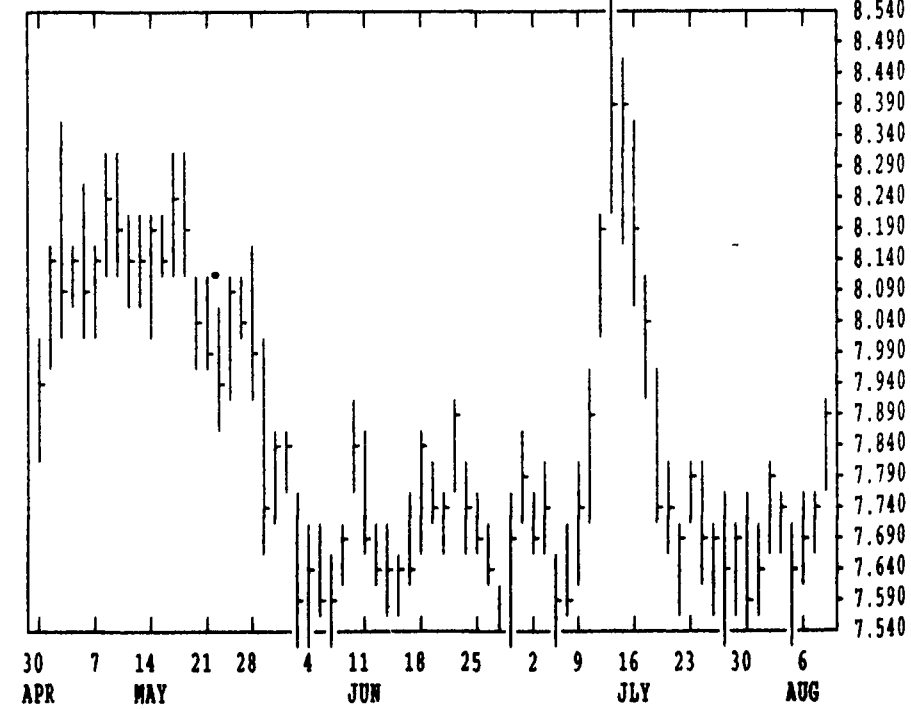
CORN				CHICAGO WHEAT				K.C. WHEAT			
HIGH	LOW	LAST	CHG	HIGH	LOW	LAST	CHG	HIGH	LOW	LAST	CHG
SEP	3560	3480	3530* +82	SEP	4624	4550	4596* +60	SEP	4854	4760	4830* +74
DEC	3292	3230	3282* +72	DEC	4690	4594	4664* +62	DEC	4850	4764	4844* +90
MAR	3364	3294	3356* +76	MAR	4690	4590	4656* +74	MAR	4820	4734	4784* +62
MAY	3420	3354	3412* +80	MAY	4400	4324	4400* +84	MAY	4530	4440	4444* +34
JULY	3434	3364	3422* +76	JULY	3990	3950	3980* +40	JULY	4234	4090	4190* +10
SEP	3084	3070	3084* +30	SEP	4000	4000	4000* +104	MINN WHEAT			
DEC	2970	2950	2962* +16	OATS				SEP	4780	4670	4750* +80
MAR				SEP	1964	1904	1954* +72	DEC	4730	4620	4660* +50
MAY				DEC	1936	1894	1932* +54	MAR	4760	4674	4704* +44
SOYBEANS				MAR	1984	1954	1982* +52	MAY	4640	4550	4600* +50
AUG	7894	7784	7880* +146	MAY	2010	1990	2010* +50	JULY	4370	4370	4370* 0
SEP	7690	7580	7676* +146	SOYBEAN MEAL				SOYBEAN OIL			
NOV	7590	7484	7572* +140	AUG	2480	2435	2477* +53	AUG	2515	2472	2496* +31
JAN	7660	7574	7650* +136	SEP	2440	2402	2436* +48	SEP	2528	2481	2511* +30
MAR	7720	7630	7706* +134	OCT	2393	2355	2391* +52	OCT	2542	2505	2530* +32
MAY	7730	7650	7710* +110	DEC	2375	2340	2371* +48	DEC	2586	2541	2565* +30
JULY	7760	7690	7734* +104	JAN	2375	2340	2369* +43	JAN	2600	2560	2577* +27
AUG	7640	7620	7640* +94	MAR	2378	2340	2370* +45	MAR	2625	2595	2610* +30
SEP				MAY	2365	2342	2362* +42	MAY	2660	2625	2647* +30
NOV	7044	6990	7034* +60	JULY	2375	2352	2370* +42	JULY	2670	2665	2667* +25

LIVE CATTLE				FEEDER CATTLE				LIVE HOGS			
HIGH	LOW	LAST	CHG	HIGH	LOW	LAST	CHG	HIGH	LOW	LAST	CHG
AUG	6870	6775	6862* +77	AUG	6405	6325	6392* +15	AUG	6270	6160	6230* +55
OCT	7072	7005	7060* +55	SEP	6450	6345	6435* +55	OCT	5725	5630	5657* -2
DEC	6775	6692	6772* +45	OCT	6475	6362	6447* +37	DEC	5695	5607	5645* -22
FEB	6575	6522	6572* +42	NOV	6505	6425	6485* +15	FEB	7605	7530	7550* -70
APR	6710	6670	6710* +30	JAN	6510	6455	6500* +20	APR	7380	7330	7340* -60
JUN	6505	6480	6500* +20	MAR	6490	6425	6482* +17	JUN	7830	7775	7780* -67
AUG	6550	6515	6540* +30	APR	6500	6425	6495* +20	JULY	7540	7460	7500* -30
OCT				MAY	6500	6455	6497* +17	AUG	7060	7015	7035* -10
SWISS FRANC				CANADIAN DOLLAR				PORK BELLIES			
SEP	8298	8261	8292* -5	SEP	7310	7295	7303* +7	AUG105251024710247* -200			
DEC	8359	8332	8358* -4	DEC	7330	7317	7325* +8	FEB 8840 8542 8542* -200			
MAR	8429	8400	8429* -3	MAR	7344	7344	7344* +9	MAR 8755 8462 8462* -200			

DTN GRAINS 25 SOYBEAN MEAL AUG 96 CONTRACT HIGH: 267.0 LOW: 189.5



DTN GRAINS 23 SOYBEANS AUG 96 CONTRACT HIGH: 8.530 LOW: 6.260



Editor's Note: Starting with the February, 1997 Hog Futures Contract, the price reflects dressed prices rather than live prices. For more information contact your local futures contract broker.