

National Egg Market

JULY 31, 1996

Prices were unchanged. The market tone remained generally steady with the West Coast still fully steady for large. Demand was fair to good, best where features were planned or in progress, and into vacation areas. On the West Coast, large sized supplies were short from local production and spotty from the Midwest, but elsewhere, large sizes were usually adequate or available. Jumbos were seasonally tight, and mediums remained adequate to ample, and usually surplus. Breaking stock prices were unchanged to higher, while supplies were adequate to instances barely adequate, and plants needing eggs often purchased surplus light eggs from grading channels. Light type hen offerings remained adequate for the slow and unaggressive demand.

E. PA & NJ Poultry

JULY 29, 1996

Majority prices were unchanged from last week. The market tone was generally steady. Offerings from production areas were tight to instances adequate, and as a result, several plants planned reduced slaughter schedules for this week. Demand was light to moderate.

HEAVY TYPE HENS (7 POUNDS AND UP) * FINAL PRICE, CENTS PER LB., GENERALLY FOR SLAUGHTER THE WEEK OF 29-JUL-96 RANGE MAJORITY WTD AVG AT FARM BUYER LOADING 10-13 CENTS/LB. 10 10.86 AT FARM PRODUCER LOADING TOO FEW TO REPORT FOB PLANT TOO FEW TO REPORT * WEIGHTS UNDER 7 LBS. SUBJECT TO DISCOUNT.

North Atlantic Shell Eggs

August 1, 1996

Atlanta, Ga. PRICES WERE UNCHANGED. TRADE SENTIMENT REMAINED STEADY. DEMAND RAN THE GAMUT FROM END OF THE MONTH SLUGGISHNESS TO SEASONALLY GOOD IN RESORT AREAS. SUPPLIES WERE ADEQUATE TO AMPLE WITH MEDIUMS IN THE BEST POSITION. PHILADELPHIA: PRICES TO RETAILERS, SALES TO VOLUME BUYERS, USDA GRADE A AND GRADE A, WHITE EGGS IN CARTONS, DELIVERED STORE DOOR, EXTRA LARGE .83-.85, LARGE .81-.83, MEDIUM .62-.63.

National Grain Market

ST. JOSEPH, MO JULY 31, 1996

Wheat bids finished mixed with nothing substantial to move trade in either direction. Corn bids were also mixed with support stemming from overnight export orders and continued favorable growing weather limiting gains. Soybeans were supported by fund buying on the board and a weaker US dollar. Wheat mixed. Corn mixed. Sorghum 3 to 7 cents lower. Soybeans mostly 3 to 12 cents higher. Export News: Commodity Tonnage Del date South Korea Hard Red Winter Wheat 7,500 Nov/Dec DN Spring Wheat 5,500 Nov/Dec Soft White Wheat 8,000 Nov/Dec South Korea Corn 52,500 Jan/Feb Total: Wheat 21,000 tonnes. Corn 52,500 tonnes. Date Change Year ago Truck bids: 07/31/96 07/30/96 08/02/95 Wheat: Kansas City (HRW, ORD) 4.90-4.91 dn 1 4.67-4.70 Minneapolis (DNS, 14%) 5.22 dn 1/2 4.83 Portland (SW) 4.69-4.72 up 1-unch 4.60 St. Louis (SRW) 4.41-4.44 up

3-2 4.16-4.18 Corn, US 2 Yellow: Kansas City 4.29 dn 4 2.84-2.87 Minneapolis 4.27 1/4 up 3 1/2 2.46 Southern Iowa 4.46-4.50 up 18-1 2.64-2.68 Omaha 4.37-4.40 dn 1 2.68 Soybeans, US 1 Yellow: Kansas City 7.63 up 4 6.03-6.04 Minneapolis 7.42 3/4 dn 9 1/2 5.67 1/2 Southern Iowa 7.66-7.68 up 12-2 5.84-5.91 Cent IL Processors 7.79-7.87 3/4 up 6 3/4-3 1/2 5.91-6.09 1/2 Futures Close: Kansas City (Sept) Wheat 4.74 dn 3/4 4.49 3/4 Minneapolis (Sept) Wheat 4.62 dn 1/2 4.53 Chicago (Sept) Wheat 4.40 up 1 3/4 4.42 1/4 Chicago (Sept) Corn 3.54 1/4 dn 3 1/2 2.79 Chicago (Dec) Corn 3.19 3/4 unch 2.78 1/4 Chicago (Aug) Soybeans 7.65 3/4 up 3 1/2 5.96 1/2 Chicago (Nov) Soybeans 7.33 up 4 6.05 1/2 Export Bids: Barge or rail, Port of New Orleans or North Texas Gulf. US 1 HRW Wheat, Ord. Protein: 5.23 dn 3/4 4.96 3/4-4.97 3/4 US 2 SRW Wheat: 4.60-4.63 up 2 3/4-5 3/4 4.65 1/4-4.66 1/4 US 2 Yellow Corn: 4.79 1/4 up 9 1/2-6 1/2 3.14-3.15 1/2 US 2 Yellow Sorghum: Rail 6.87 unch 5.27 Barge 7.32 unch-dn 3 5.47-5.49 US 1 Yellow Soybeans: 7.91 3/4-7.92 3/4 up 3 1/2-2 1/2 6.43 1/2-6.45 1/2

Kutztown Produce Auction

Report Supplied by Auction Saturday, July 27, 1996

TOTAL LOADS: 10. MIXED HAY: 76.00-145.00. TIMOTHY HAY: 110.00-140.00. WHEAT STRAW: 64.00-66.00. STUBBLE HAY: 58.00.

Westminster Hay

Westminster, Md. Tuesday, July 30, 1996

Report Supplied by Auction ALFALFA: .75-3.50 BALE. TIMOTHY: 1.70-2.70 BALE. MIXED HAY: .75-1.60 BALE. GRASS: .65-.75 BALE. STRAW: .35-1.70 BALE.

Pa. Grain

July 29, 1996

Report supplied by PDA COMPARED WITH LAST MONDAY'S MARKET FOR SOUTHEASTERN, CENTRAL, AND SOUTH CENTRAL PA: CORN WEAK TO 40 LOWER, WHEAT STEADY TO 30 LOWER, BARLEY STEADY TO WEAK, OATS & BARN CORN UNEVEN, MOSTLY STEADY TO WEAK, SOYBEANS WEAK TO .15 LOWER. SOUTHEASTERN PENNSYLVANIA CORN NO. 2-Y RANGE 4.70-5.23 FEW REPORTED 5.40, AVERAGE 5.05, CONTRACT FOR HARVEST 3.11-3.32; WHEAT NO. 2 RANGE 4.20-4.65, AVERAGE 4.44; BARLEY NO. 3 RANGE 3.00-3.30, AVERAGE 3.26; OATS NO. 2 RANGE 1.90-2.50, AVERAGE 2.24; SOYBEANS RANGE 7.11-7.63, AVERAGE 7.39, CONTRACT FOR HARVEST 6.83-7.06; FEW REPORTED GRAIN SORGHUM #2 RANGE 4.65, AVERAGE 4.65, CONTRACT FOR HARVEST 3.00; EAR CORN RANGE 140.00-152.00 FEW REPORTED 150.08, AVERAGE 175.00.

2.90; AVERAGE 3.24; OATS NO. 2 RANGE 2.00-2.35, AVERAGE 2.18; SOYBEANS RANGE 7.00-7.40 FEW REPORTED 7.75, AVERAGE 7.36; EAR CORN RANGE 130.00-145.00, AVERAGE 138.00.

WESTERN PENNSYLVANIA CORN NO. 2-Y RANGE 4.78-5.25 FEW REPORTED 4.30, AVERAGE 5.00; WHEAT NO. 2 RANGE 3.94-4.44, AVERAGE 4.20; BARLEY NO. 3 RANGE 3.20-3.27, AVERAGE 3.24; OATS NO. 2 RANGE 2.20-2.50, AVERAGE 2.32; SOYBEANS RANGE 6.69-7.10, AVERAGE 6.90, EAR CORN RANGE FEW REPORTED 130.00, AVERAGE 130.00.

MONTH AGO CORN NO. 2-Y 5.43; WHEAT NO. 2 4.63; BARLEY NO. 3 3.08; OATS NO. 2 2.53; SOYBEANS NO. 1 7.43; EAR CORN 148.81.

YEAR AGO CORN NO. 2-Y 3.15; WHEAT NO. 2 3.99; BARLEY NO. 3 1.59; OATS NO. 2 1.46; SOYBEANS NO. 1 5.92; EAR CORN 84.42.

SOUTH CENTRAL PENNSYLVANIA

CORN NO. 2-Y RANGE 4.90-5.30 FEW REPORTED 4.60, AVERAGE 5.04; WHEAT NO. 2 RANGE 4.00-4.35 FEW REPORTED 4.50, AVERAGE 4.17; BARLEY NO. 3 RANGE 3.20-3.50 FEW REPORTED 3.00, AVERAGE 3.30; OATS NO. 2 RANGE 1.95-2.25, AVERAGE 2.11; SOYBEANS RANGE 7.19-7.45, AVERAGE 7.27; EAR CORN RANGE 125.00-150.00 FEW REPORTED 160.00, AVERAGE 139.29.

SOUTHEASTERN, CENTRAL & SOUTH CENTRAL SUMMARY CORN NO. 2-Y RANGE 4.70-5.25, AVERAGE 5.08; WHEAT NO. 2 RANGE 4.10-4.65, AVERAGE 4.33; BARLEY NO. 3 RANGE 3.00-3.50; AVERAGE 3.27; OATS NO. 2 RANGE 1.90-2.50, AVERAGE 2.18; SOYBEANS NO. 1 RANGE 7.11-7.63, AVERAGE 7.36; EAR CORN RANGE 130.00-152.00, AVERAGE 144.64.

CENTRAL PENNSYLVANIA CORN NO. 2-Y RANGE 4.75-5.20 FEW REPORTED 5.45, AVERAGE 5.14; WHEAT NO. 2 RANGE 4.10-4.50, AVERAGE 4.28; BARLEY NO. 3 RANGE 3.10-3.40 FEW REPORTED

Regional Hay

July 29, 1996

Eastern, Pa.

HAY & STRAW MARKET FOR EASTERN PA - (ALL HAY NO. 2 AND BETTER. PRICES PAID BY DEALERS AT THE FARM & PER TON.) HAY AND STRAW UNEVENLY STEADY.

ALFALFA 80.00-110.00; MIXED HAY 75.00-105.00 FEW REPORTED 115.00; TIMOTHY 75.00-100.00 FEW REPORTED 115.00; STRAW 45.00-70.00; MULCH 25.00-40.00.

SUMMARY OF LANCASTER CO. HAY AUCTIONS FOR WEEK ENDING 07/26/96. PRICES PER TON: LOADS: 157 HAY, 37 STRAW & 37 EAR CORN. ALFALFA 90.00-150.00; MIXED HAY 92.00-167.00; TIMOTHY 79.00-145.00; STRAW 62.00-100.00; EAR CORN 165.00-185.00.

SUMMARY OF CENTRAL PA. HAY AUCTIONS FOR WEEK ENDING 07/26/96. PRICES PER TON: LOADS: 72 HAY, 11 STRAW & 31 EAR CORN.

ALFALFA 72.00-105.00; MIXED HAY 60.00-130.00; TIMOTHY 59.00-95.00; STRAW 55.00-72.00; EAR CORN 145.00-180.00.

Northeast Agri Systems Your Authorized Distributor

CHORE-TIME

- Cage Systems
- Poultry & Swine Feeding
- Bins & Augers

Shenandoah

- Space Heaters
- Incinerators
- Brooders
- Nests

HIRED-HAND

Agricultural Heating and Ventilation Systems

HEATERS AND CONTROLS

Poultry, Dairy & Swine Buildings & Equipment

TOLL FREE CUSTOMER SERVICE NUMBER: 1-800-673-2580

Northeast Agri Systems, Inc. Flyway Business Park 139A West Airport Road Litz PA 17543 Ph (717) 569-2702 1-800-673-2580

WHAT'S AHEAD FOR CATTLE & HOGS

- We Deal In Futures And Options
- Our Only Business is Commodity Futures And Options
- In Allentown Area and Same Principals For Over 20 Years
- When Buying options, your risk is limited to the loss of the premium paid plus all transaction costs. Buying futures and options have inherent risks and should be done only with risk capital.


FOR INFORMATION...LITERATURE... CHARTS...PLEASE CALL

(610) 366-7979 or 800-543-8939 LEHIGH VALLEY FUTURES INC. Commerce Plaza, Suite 249, 5000 Tilghman Street, Allentown, Pa 18104

The risk of loss in trading futures and options on futures can be substantial. Futures and options trading may not be suitable for everyone. You should carefully consider the risks in light of your financial condition in deciding whether to trade.

LEBANON VALLEY ENTERPRISES, INC.

Manufacturing • Powder Coating • Precast



Precast Concrete
Manufacturer of precast slats, pillars and beams for hog and cattle applications. Slats can be used under calf hutches and around feeders and watering troughs, too.

Cattle Barns
Several sizes of slats in stock!

Hog Finishing & Gestation Barns
In Stock!
4 x 8 and 4 x 10 Slats
Single lengths in various sizes

Custom slats made to your specifications. Excellent when remodeling, repairing or replacing.

Check our Lead Times!
Buy Direct and Save!!


For Dealership inquiries contact Greg Lentz

Our goal is your satisfaction. Let our knowledgeable staff use their expertise to provide you with the product you need to get the job done efficiently. Contact us for a free estimate today.

410 East Lincoln Ave., Myerstown, PA 17067 • (717) 866-2030

LEBANON VALLEY LIVESTOCK MARKET, INC.

1 mile East of Fredericksburg along Rt. 22
Every Tues. at 1:30 pm Cattle Sale
2nd & 4th Tues. at 1:30 pm Fed Cattle Sale
Dave Brubaker (717) 865-2281



MAXIPOWER


MAXIPOWER, LLC
330 Fonderwhite Road • Lebanon, PA 17042-7935
Phone (717) 273-4544 • (800) 272-6294
Fax: (717) 273-5186

Diesel, L.P., Natural gas, PTO Generators

Used Units:

70 kW diesel Onan 25 kW PTO Onan trailer & shaft
140 kW diesel Maxi Power

GOOD'S LIVESTOCK, INC.



- MARKET HOGS
- BOARS
- SOWS
- CULL PIGS

• NOW RECEIVING •

MONDAY 6:30-11:00A.M.

FRIDAY 6:30-10:00A.M.



ROUTE 897 • 1 MILE NORTH OF FIVEPOINTVILLE, DENVER, PA

(717) 445-5776 • FAX (717) 445-6963