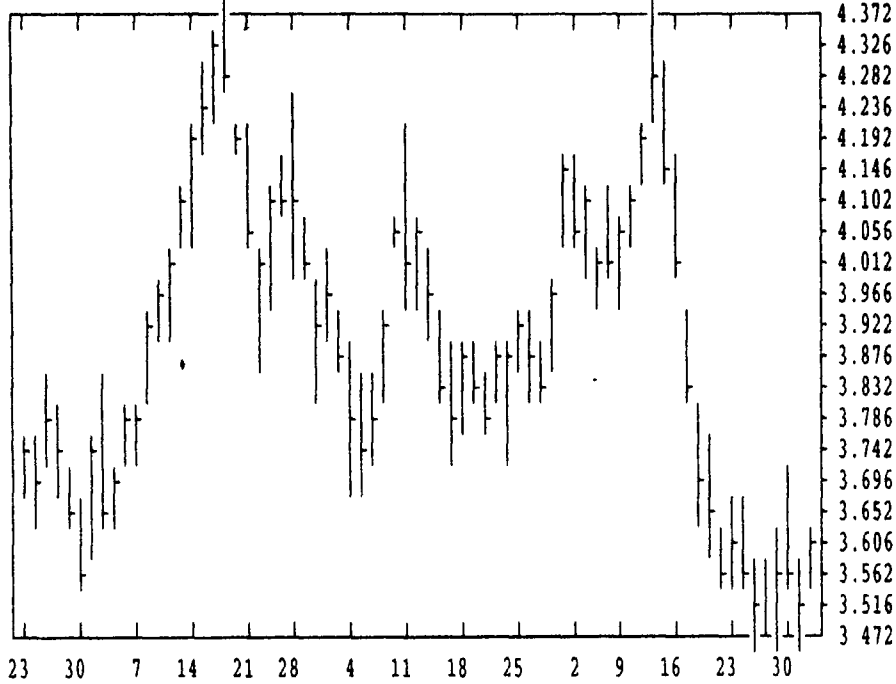


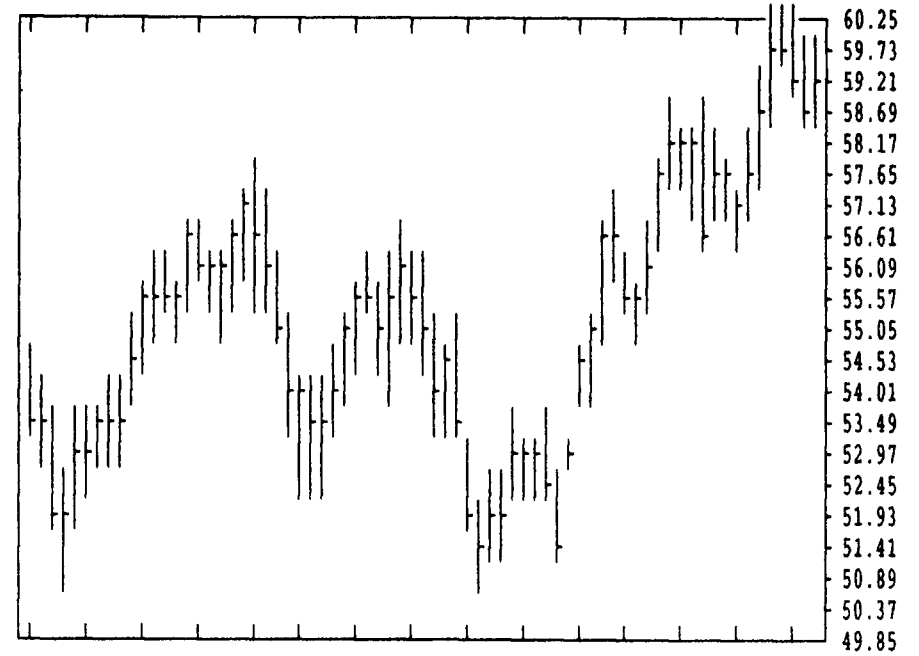
# GRAIN, CATTLE AND HOG FUTURES MARKETS

(Closing bids: Thursday, August 1, 1996)

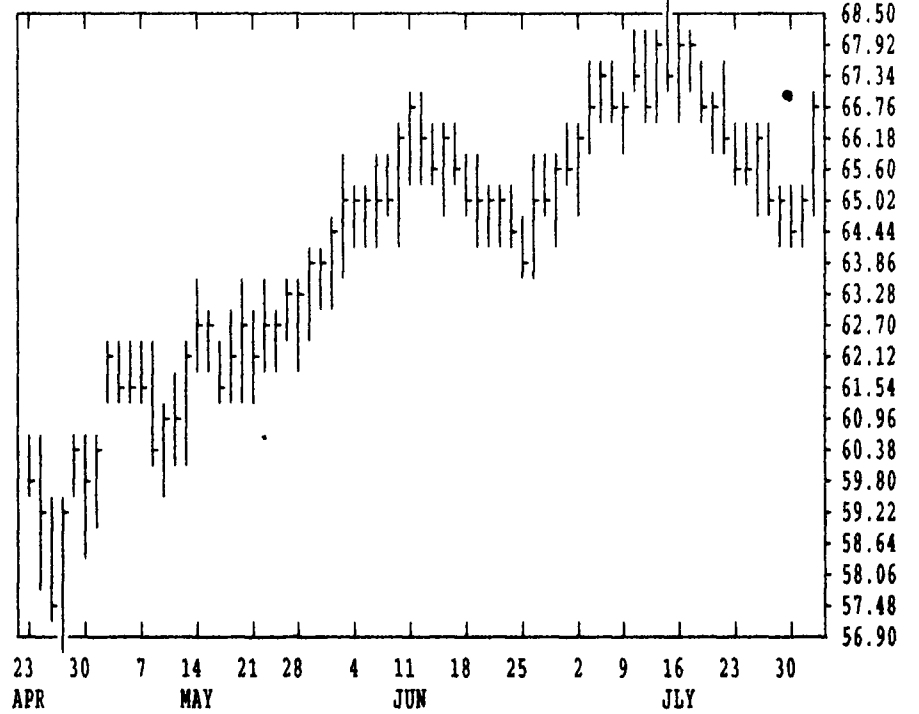
DTN GRAINS 18 CORN SEP 96 CONTRACT HIGH: 4.390 LOW: 2.600



DTN LIVESTOCK 18 LIVE/LEAN HOGS AUG 96 CONTRACT HIGH: 60.47 LOW: 44.65



DTN LIVESTOCK 19 CATTLE, LIVE AUG 96 CONTRACT HIGH: 68.50 LOW: 56.90

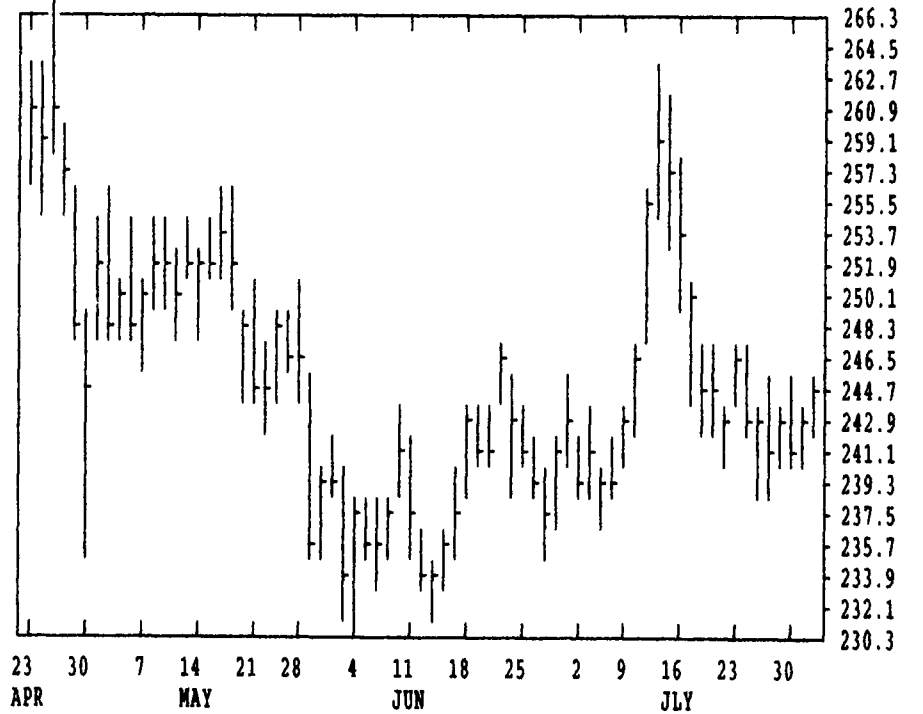


DTN FUTURES 14 08/01/96		TECHNICAL POINTS				SLOW STOCHASTIC				
PRICES ARE DECIMAL		MOVING AVERAGES		RSI'S		5 DAY		20 DAY		
CONTRACT	CLOSE	4-DAY	9-DAY	18-DAY	45-DAY	9DAY	14DAY	30DAY	%K	%D
WHEAT SEP	446.00	442.00	444.61	465.71	485.89	38.4	37.3	41.1	64	49
WHEAT DEC	450.00	446.75	450.72	472.17	493.88	36.6	36.0	40.3	49	39
KCWHT SEP	477.00	476.62	478.69	498.99	531.43	29.9	30.4	38.2	43	40
KCWHT DEC	478.50	477.44	480.75	499.86	531.74	31.4	31.0	38.0	32	30
MNWHT SEP	470.00	465.87	466.47	483.00	511.24	40.1	37.2	40.7	57	46
CORN SEP	360.50	357.94	356.44	378.97	387.49	40.3	40.6	44.8	45	44
CORN DEC	328.75	323.06	323.58	342.72	349.35	43.2	42.6	45.6	50	37
CORN MAR	336.75	331.12	331.72	349.65	355.33	43.7	43.0	45.8	52	39
OATS SEP	198.50	193.44	194.83	207.29	209.21	45.5	44.0	45.7	47	31
BEANS AUG	779.50	769.19	769.36	787.04	777.50	51.5	50.0	49.7	54	41
BEANS NOV	746.50	736.19	737.53	756.31	748.02	50.3	49.1	49.1	58	43
BEANS JAN	754.75	744.50	746.17	764.29	755.22	50.4	49.2	49.0	53	39
MEAL AUG	244.50	243.30	243.72	247.28	242.59	49.1	49.5	50.2	52	44
OIL AUG	24.62	24.31	24.36	24.98	25.46	47.6	45.2	44.5	55	38
CATTLE AUG	66.63	65.50	65.73	66.58	65.97	55.9	54.4	54.5	52	34
CATTLE OCT	69.38	68.71	68.70	68.96	67.76	59.5	59.2	59.8	56	49
FCTL AUG	62.68	61.90	61.61	61.59	60.69	61.8	59.7	57.8	83	75
HOGS AUG	59.43	59.41	58.83	58.01	55.70	62.4	62.0	59.8	54	68
HOGS OCT	54.40	54.25	53.79	53.79	51.48	59.9	59.9	59.1	61	66
PKBLS AUG	96.48	94.10	91.09	88.24	80.04	78.9	74.1	66.7	96	90

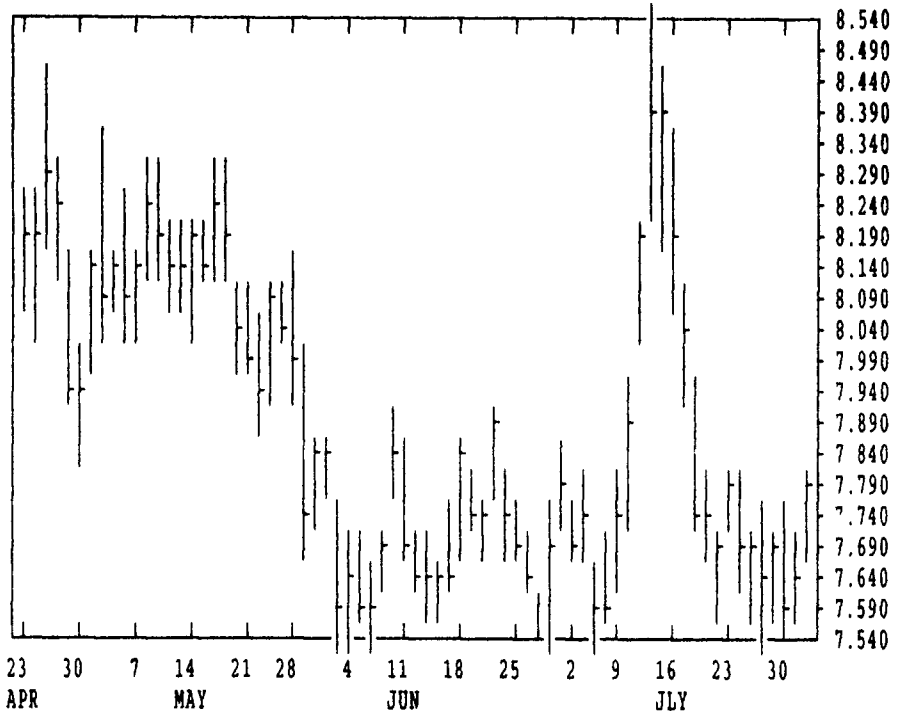
CORN				CHICAGO WHEAT				K.C. WHEAT						
SEP	LOW	LAST	CHG	SEP	LOW	LAST	CHG	SEP	LOW	LAST	CHG			
SEP	3614	3560	3604*	+62	SEP	4470	4400	4460*	+60	SEP	4784	4744	4770*	+30
DEC	3290	3234	3286*	+90	DEC	4510	4460	4500*	+52	DEC	4790	4754	4784*	+44
MAR	3370	3300	3366*	+86	MAR	4494	4454	4486*	+52	MAR	4760	4734	4744*	+14
MAY	3420	3364	3416*	+82	MAY	4230	4190	4224*	+44	MAY	4464	4410	4414*	+14
JLY	3414	3380	3412*	+64	JLY	3910	3884	3900*	+4	JLY	4150	4100	4150*	+40
SEP	3110	3100	3110*	+60	SEP	3894	3894	3894*	0	MINN WHEAT				
DEC	2964	2920	2962*	+52	OATS			SEP	4710	4640	4700*	+80		
MAR					SEP	1984	1924	1984*	+62	DEC	4650	4600	4644*	+64
MAY					DEC	1964	1926	1964*	+36	MAR	4710	4650	4700*	+50
					MAR	2000	1964	2000*	+34	MAY	4570	4570	4570*	+30
					MAY	2010	1974	2010*	+26	JLY	4370	4370	4370*	0
					SOYBEAN MEAL			SOYBEAN OIL						
AUG	7800	7710	7794*	+136	AUG	2452	2433	2445*	+16	AUG	2463	2442	2462*	+37
SEP	7610	7524	7602*	+132	SEP	2413	2393	2405*	+17	SEP	2482	2461	2479*	+34
NOV	7470	7380	7464*	+134	OCT	2355	2335	2352*	+30	OCT	2503	2480	2497*	+32
JAN	7550	7460	7546*	+140	DEC	2345	2310	2342*	+48	DEC	2548	2520	2537*	+27
MAR	7600	7524	7594*	+126	JAN	2340	2310	2336*	+43	JAN	2560	2544	2552*	+23
MAY	7614	7550	7612*	+116	MAR	2335	2305	2335*	+44	MAR	2595	2575	2580*	+20
JLY	7630	7580	7630*	+100	MAY	2325	2295	2325*	+46	MAY	2615	2600	2612*	+17
AUG	7570	7570	7570*	+110	JLY	2325	2305	2325*	+43	JLY	2640	2635	2637*	+17
SEP														
NOV	6890	6850	6874*	+36										

LIVE CATTLE				FEEDER CATTLE				LIVE HOGS						
AUG	LOW	LAST	CHG	AUG	LOW	LAST	CHG	AUG	LOW	LAST	CHG			
AUG	6677	6542	6662*	+135	AUG	6285	6160	6267*	+90	AUG	5977	5880	5942*	+70
OCT	6995	6845	6937*	+82	SEP	6300	6150	6272*	+107	OCT	5450	5370	5440*	+77
DEC	6760	6642	6727*	+90	OCT	6312	6147	6292*	+130	DEC	5585	5505	5580*	+62
FEB	6550	6462	6535*	+72	NOV	6385	6250	6385*	+115	FEB	7640	7555	7637*	+67
APR	6680	6635	6677*	+42	JAN	6400	6300	6395*	+90	APR	7415	7332	7412*	+80
JUN	6510	6455	6505*	+50	MAR	6350	6305	6345*	+75	JUN	7875	7830	7860*	+30
AUG	6555	6515	6540*	+35	APR	6360	6305	6337*	+77	JLY	7560	7525	7560*	+30
OCT					MAY	6350	6270	6342*	+62	AUG	7070	7025	7070*	+40
					CANADIAN DOLLAR			PORK BELLIERS						
SEP	8399	8344	8353*	-35	SEP	7313	7281	7290*	+3	AUG	9647	9520	9647*	+200
DEC	8464	8411	8421*	-34	DEC	7335	7303	7310*	+4	FEB	8370	8165	8370*	+200
MAR	8520	8490	8492*	-34	MAR	7335	7327	7327*	+5	MAR	8340	8125	8335*	+170

DTN GRAINS 25 SOYBEAN MEAL AUG 96 CONTRACT HIGH: 267.0 LOW: 189.5



DTN GRAINS 23 SOYBEANS AUG 96 CONTRACT HIGH: 8.530 LOW: 6.260



Editor's Note: Starting with the February, 1997 Hog Futures Contract, the price reflects dressed prices rather than live prices. For more information contact your local futures contract broker.