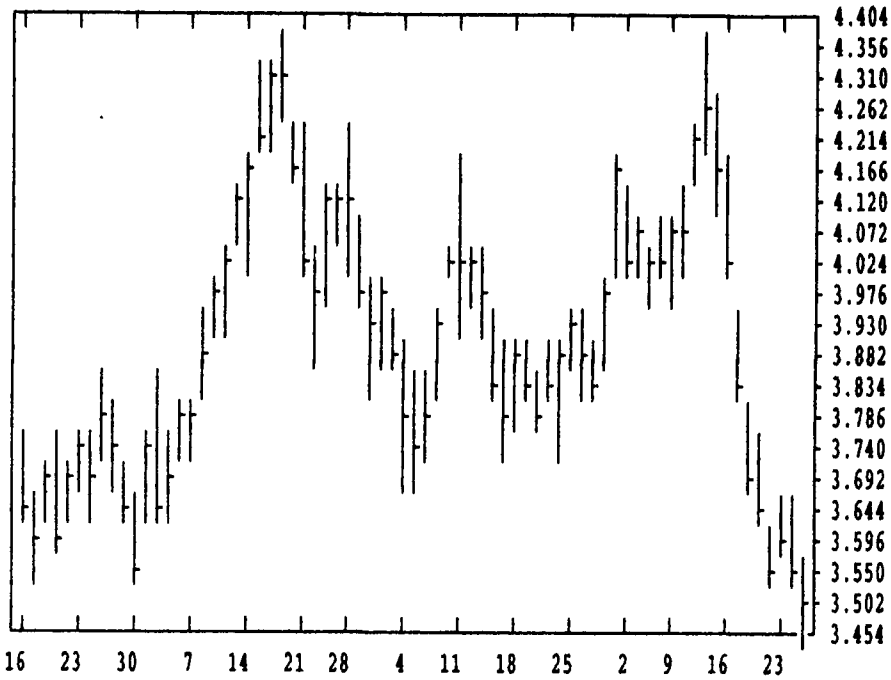


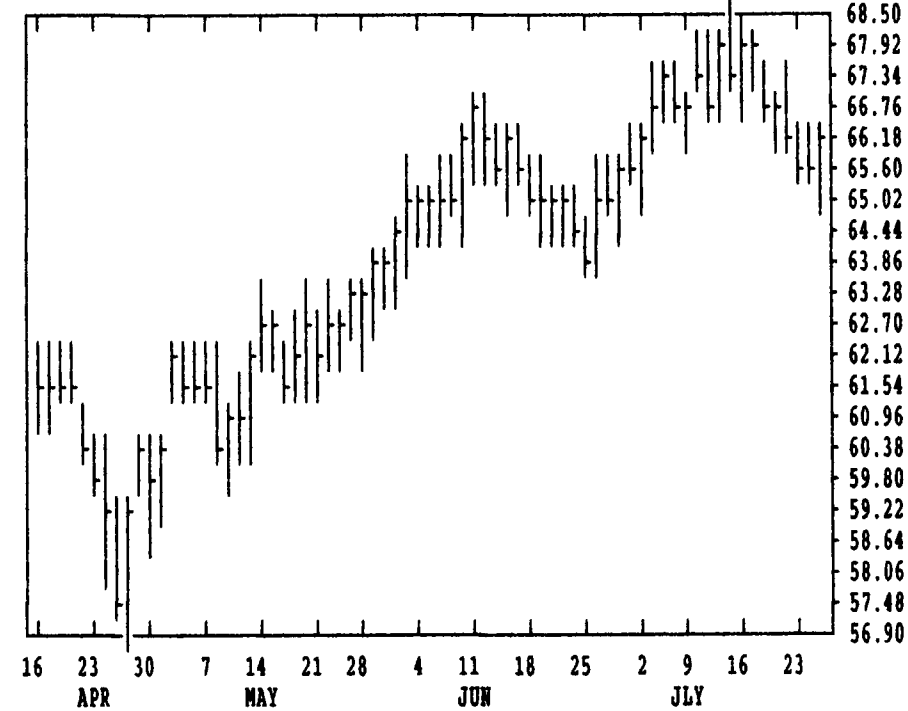
GRAIN, CATTLE AND HOG FUTURES MARKETS

(Closing bids: Thursday, July 22, 1996)

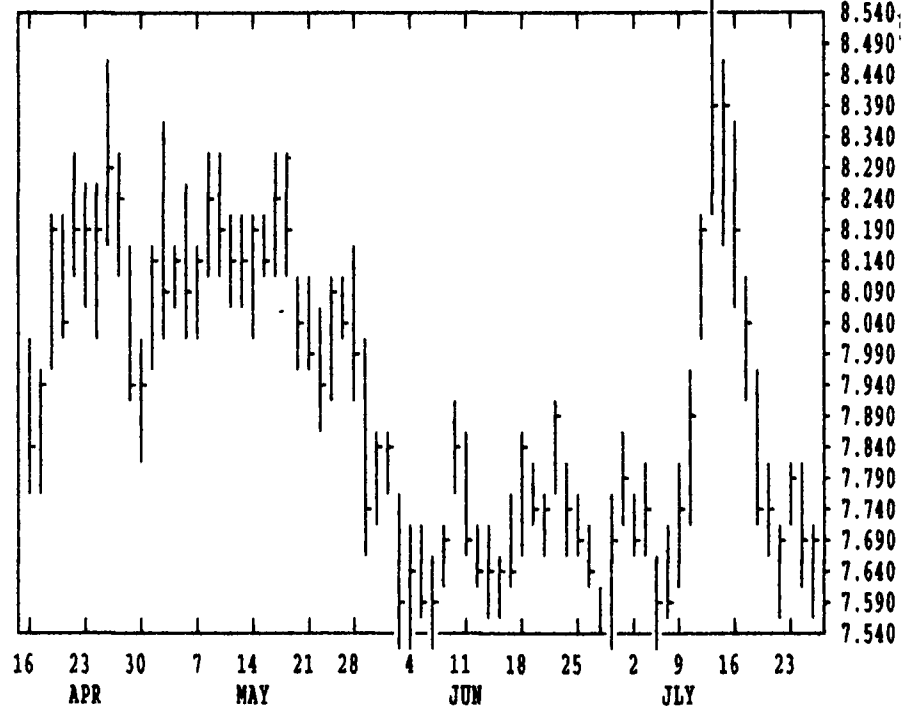
DTN GRAINS 18 CORN SEP 96 CONTRACT HIGH: 4.390 LOW: 2.600



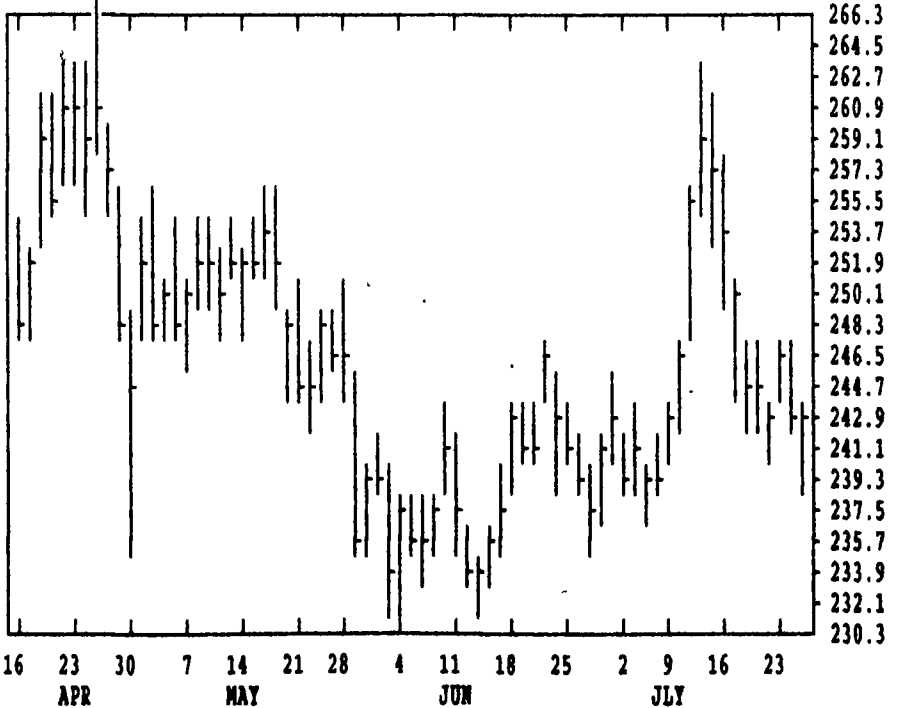
DTN LIVESTOCK 19 CATTLE, LIVE AUG 96 CONTRACT HIGH: 68.50 LOW: 56.90



DTN GRAINS 23 SOYBEANS AUG 96 CONTRACT HIGH: 8.530 LOW: 6.260



DTN GRAINS 25 SOYBEAN MEAL AUG 96 CONTRACT HIGH: 267.0 LOW: 189.5



	CONTRACT	CLOSE	4-DAY	9-DAY	18-DAY	45-DAY	9DAY	14DAY	30DAY	%K	%D	%K	%D
WHEAT	SEP	443.75	449.75	465.58	476.39	498.19	25.1	30.1	38.9	12	9	6	9
WHEAT	DEC	452.50	456.62	472.75	483.57	506.36	26.9	31.0	39.3	12	11	7	11
KCWHT	SEP	476.50	481.94	500.36	509.71	546.16	19.7	25.3	37.0	8	6	4	10
KCWHT	DEC	481.50	485.50	502.17	510.58	546.53	20.3	25.3	37.1	8	6	5	12
MNWHY	SEP	463.50	468.94	484.53	491.19	524.96	21.0	26.5	37.8	7	7	4	12
CORN	SEP	351.00	356.56	374.89	393.06	393.19	26.6	32.9	41.9	12	8	4	11
CORN	DEC	319.00	325.81	343.08	353.47	352.96	26.4	33.2	42.3	7	5	3	11
CORN	MAR	327.00	334.12	350.14	359.68	358.63	26.4	33.3	42.1	6	4	2	11
OATS	SEP	191.75	197.56	205.06	214.57	211.60	25.4	33.2	41.9	7	5	4	15
BEANS	AUG	771.00	771.06	788.69	787.69	780.77	42.5	45.2	47.7	36	24	17	29
BEANS	NOV	737.00	741.69	760.36	758.01	751.96	39.8	43.5	46.7	33	24	18	31
BEANS	JAN	746.25	750.37	768.19	765.60	758.94	40.6	44.0	47.3	34	24	20	34
MEAL	AUG	243.80	244.55	247.83	246.71	242.77	44.7	47.6	49.4	51	36	31	39
OIL	AUG	24.36	24.51	25.07	25.20	25.78	35.6	38.2	41.6	33	26	12	20
CATTLE	AUG	66.23	66.05	66.84	66.89	65.71	45.3	49.7	53.6	18	12	46	61
CATTLE	OCT	69.15	68.75	68.94	68.92	67.32	59.5	60.9	61.6	53	38	64	68
PCTL	AUG	61.75	61.41	61.59	61.48	60.13	54.8	55.6	56.2	29	26	62	68
HOGS	AUG	58.98	57.93	57.91	56.80	55.16	67.6	64.6	60.5	56	46	88	87
HOGS	OCT	53.75	53.30	53.73	53.20	51.02	58.2	58.9	58.5	31	26	75	80
PKBLS	JUL	93.40	93.40	92.51	86.99	81.83	66.5	65.6	61.9	40	54	87	91

CORN				CHICAGO WHEAT				K.C. WHEAT						
	HIGH	LOW	LAST	CHG		HIGH	LOW	LAST	CHG		HIGH	LOW	LAST	CHG
SEP	3554	3482	3510*	-70	SEP	4444	4340	4436*	+26	SEP	4800	4684	4764*	+10
DEC	3230	3162	3190*	-52	DEC	4530	4420	4524*	+36	DEC	4824	4730	4814*	+12
MAR	3310	3244	3270*	-56	MAR	4540	4434	4516*	+20	MAR	4830	4724	4814*	+4
MAY	3370	3304	3332*	-64	MAY	4310	4230	4310*	-20	MAY	4560	4450	4490*	-80
JUL	3400	3324	3352*	-62	JUL	3960	3884	3950*	-20	JUL	4250	4160	4200*	-50
SEP	3100	3060	3074*	-34	SEP	3960	3960	3960*	-60	MINN WHEAT				
DEC	2944	2906	2922*	-10	OATS				SEP	4650	4580	4634*	+12	
MAR					SEP	1950	1902	1916*	-32	DEC	4680	4580	4672*	+6
MAY					DEC	1950	1896	1912*	-40	MAR	4730	4674	4720*	-4
					MAR	2000	1954	1962*	-46	MAY	4640	4630	4640*	-10
					MAY	2010	2000	2006*	-46	JUL	4490	4490	4490*	-40
					SOYBEAN MEAL				SOYBEAN OIL					
AUG	7720	7580	7710*	+32	AUG	2440	2402	2438*	-1	AUG	2436	2403	2436*	-9
SEP	7530	7400	7520*	+10	SEP	2400	2365	2398*	0	SEP	2455	2426	2455*	-13
NOV	7380	7250	7370*	-4	OCT	2350	2305	2348*	+8	OCT	2477	2447	2476*	-11
JAN	7470	7350	7462*	+4	DEC	2330	2280	2321*	+2	DEC	2566	2485	2517*	-11
MAR	7530	7420	7530*	+4	JAN	2320	2285	2320*	-5	JAN	2535	2505	2535*	-8
MAY	7540	7450	7540*	-20	MAR	2330	2295	2325*	-5	MAR	2560	2537	2560*	-8
JUL	7560	7460	7560*	-10	MAY	2315	2275	2313*	-2	MAY	2585	2565	2585*	-8
AUG					JUL	2320	2280	2320*	+5	JUL	2610	2610	2610*	-15

LIVE CATTLE				FEEDER CATTLE				LIVE HOGS						
	HIGH	LOW	LAST	CHG		HIGH	LOW	LAST	CHG		HIGH	LOW	LAST	CHG
AUG	6635	6540	6622*	+47	AUG	6180	6045	6175*	+107	AUG	5925	5760	5897*	+117
OCT	6925	6795	6915*	+62	SEP	6135	6015	6132*	+105	OCT	5422	5280	5375*	+67
DEC	6650	6545	6642*	+75	OCT	6145	6020	6137*	+92	DEC	5512	5415	5475*	+55
FEB	6440	6345	6435*	+70	NOV	6250	6115	6245*	+82	FEB	7532	7425	7515*	+30
APR	6620	6555	6617*	+37	JAN	6330	6265	6320*	+42	APR	7320	7230	7300*	+17
JUN	6500	6442	6500*	+25	MAR	6310	6245	6302*	+45	JUN	7790	7715	7780*	+10
AUG	6500	6475	6497*	+2	APR	6320	6255	6317*	+45	JUL	7500	7440	7500*	+10
OCT					MAY	6320	6252	6317*	+45	AUG	6970	6910	6957*	+47
SWISS FRANC				CANADIAN DOLLAR				PORK BELLIES						
SEP	8355	8304	8326*	+57	SEP	7298	7272	7283*	-18	JUL	9340	9040	9340*	+200
DEC	8415	8370	8391*	+57	DEC	7312	7293	7301*	-18	AUG	8862	8520	8775*	+112
MAR	8480	8450	8461*	+59	MAR	7330	7310	7316*	-18	FEB	7967	7767	7967*	+200

Editor's Note: Starting with the February, 1997 Hog Futures Contract, the price reflects dressed prices rather than live prices. For more information contact your local futures contract broker.