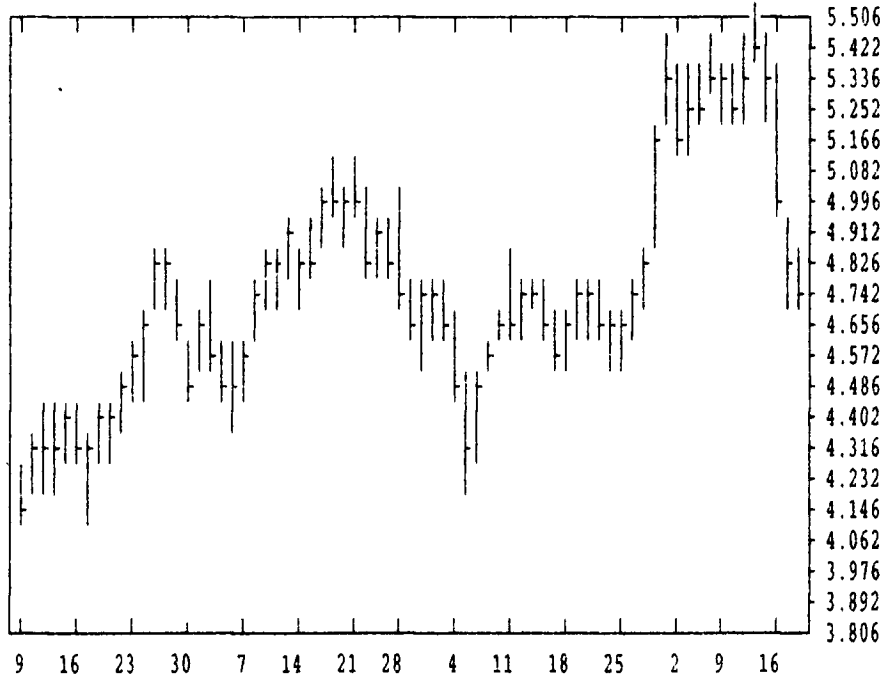


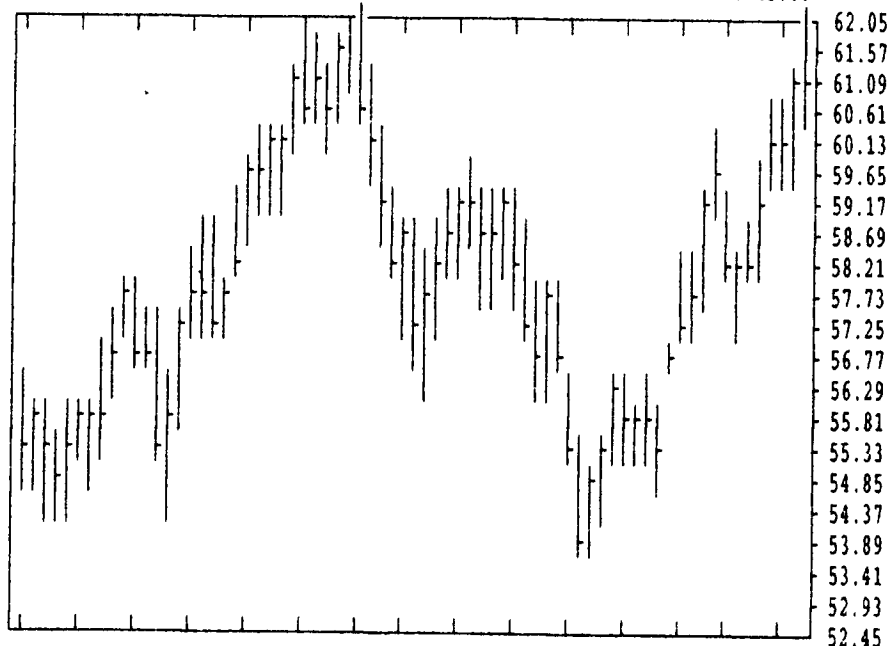
# GRAIN, CATTLE AND HOG FUTURES MARKETS

(Closing bids: Thursday, July 18, 1996)

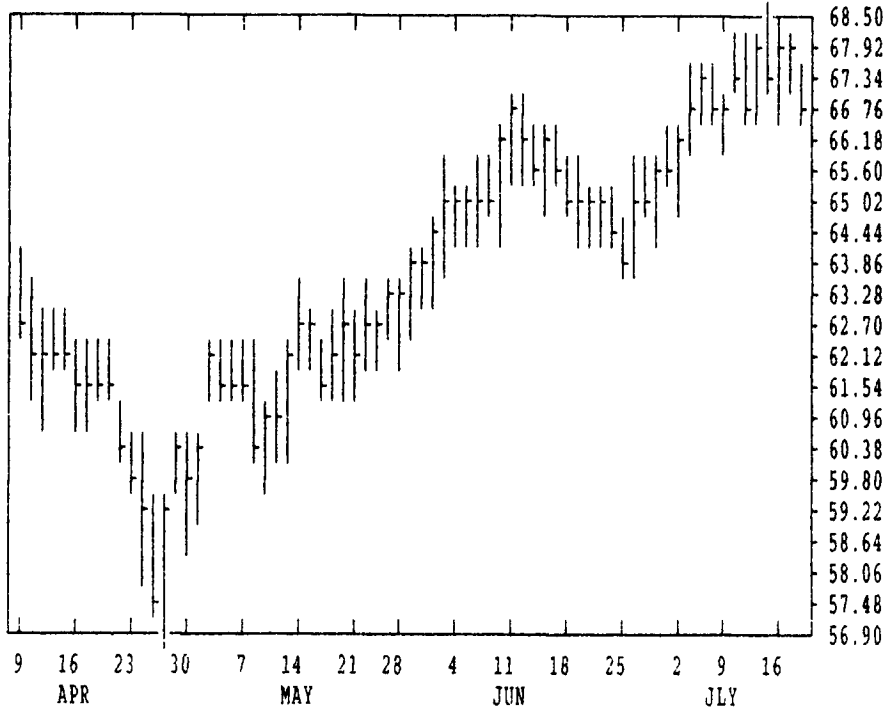
DTN GRAINS 18 CORN JUL 96 CONTRACT HIGH: 5.544 LOW: 2.540



DTN LIVESTOCK 18 LIVE/LEAN HOGS JUL 96 CONTRACT HIGH: 62.25 LOW: 45.60



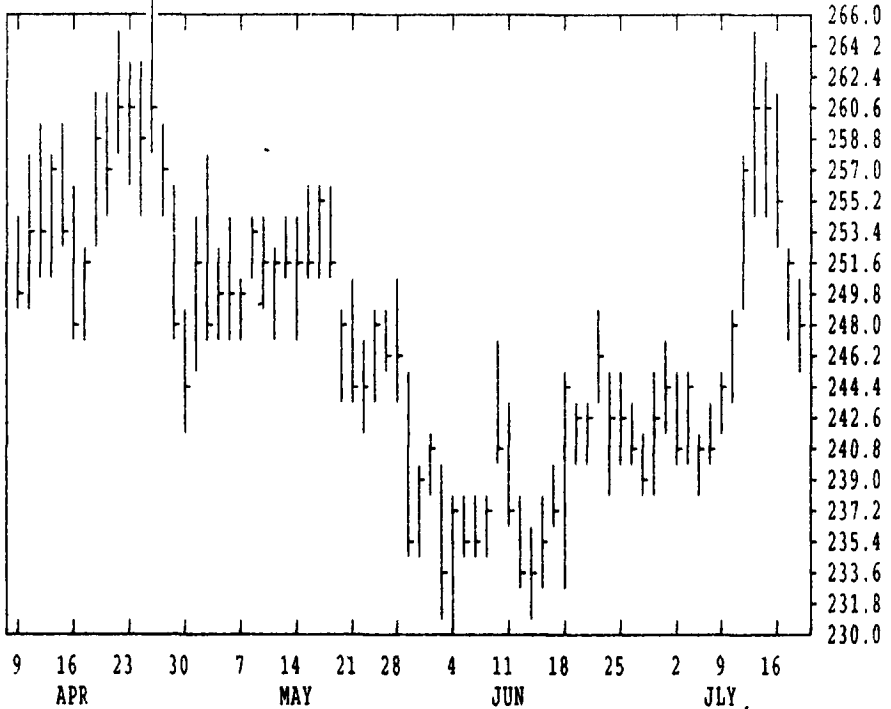
DTN LIVESTOCK 19 CATTLE, LIVE AUG 96 CONTRACT HIGH: 68.50 LOW: 56.90



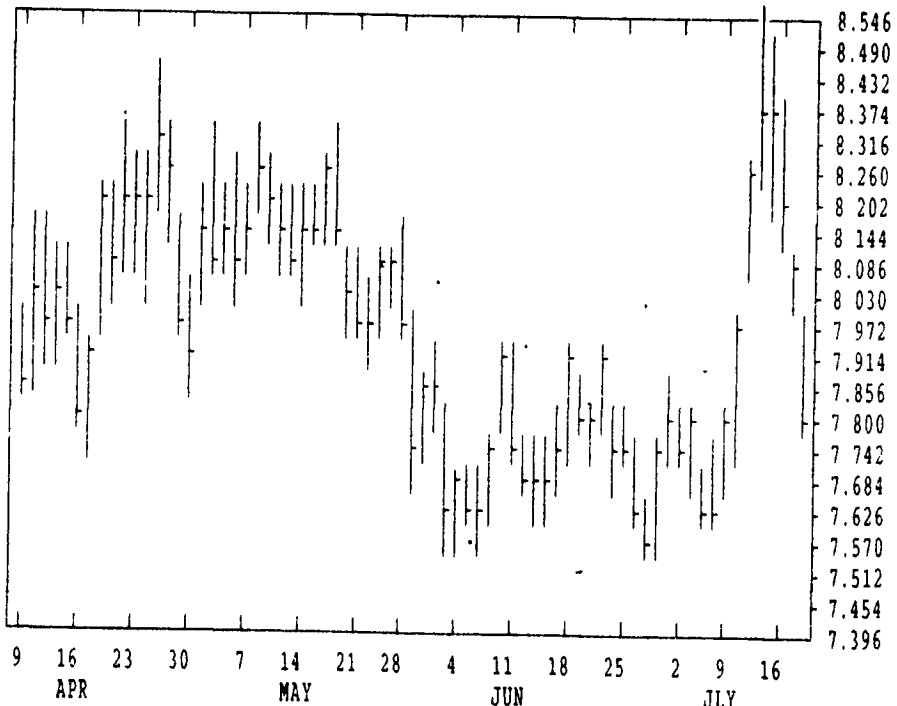
DTN FUTURES 14 07/18/96		TECHNICAL POINTS				SLOW STOCHASTIC						
PRICES ARE DECIMAL		MOVING AVERAGES		RSI'S		5 DAY		20 DAY				
CONTRACT	CLOSE	4-DAY	9-DAY	18-DAY	45-DAY	9DAY	14DAY	30DAY	%K	%D	%K	%D
WHEAT JUL	483.00	483.06	488.39	486.03	510.38	45.4	44.4	45.6	19	25	36	49
WHEAT SEP	475.00	482.94	488.81	488.00	512.29	36.8	39.1	43.8	11	22	31	46
KCWHT JUL	528.00	537.00	537.53	544.19	578.54	34.2	36.1	42.6	18	28	22	23
KCWHT SEP	513.50	520.87	521.31	526.72	563.34	34.5	35.9	42.6	18	26	23	23
MNWHT JUL	547.00	547.00	549.44	554.87	577.66	42.5	42.2	46.1	14	18	27	32
CORN JUL	477.50	500.06	521.36	512.31	489.86	33.5	41.2	49.3	50	67	71	84
CORN SEP	372.50	395.00	405.31	402.01	400.26	31.6	38.1	45.9	3	19	42	67
CORN DEC	345.25	361.69	363.22	361.29	355.99	37.8	42.8	48.6	14	40	48	61
OATS JUL	240.00	245.25	251.50	241.36	233.36	45.3	49.2	50.7	10	23	64	81
BEANS JUL	780.50	814.12	807.25	789.81	788.56	42.4	46.0	48.7	27	53	63	78
BEANS AUG	777.00	810.00	803.39	786.58	785.36	42.5	46.0	48.6	26	53	62	78
BEANS NOV	750.00	782.56	773.44	758.21	756.23	43.4	46.6	48.8	28	54	63	76
MEAL JUL	248.00	254.15	252.13	247.42	244.26	48.0	50.7	51.5	33	56	69	83
OIL JUL	24.65	25.65	25.51	25.28	25.94	37.2	40.0	43.2	25	52	57	57
CATTLE AUG	66.95	67.63	67.43	66.55	65.29	51.4	55.2	56.5	48	62	83	86
CATTLE OCT	68.50	69.21	69.27	68.42	66.86	48.8	55.8	59.7	32	52	83	90
FCTL AUG	61.28	61.88	61.69	60.99	59.44	51.1	54.3	55.8	68	71	70	69
HOGS JUL	61.18	60.74	59.68	58.18	58.34	72.9	66.3	60.0	88	90	94	86
HOGS AUG	56.95	57.89	57.05	55.35	55.01	57.4	57.7	56.7	68	81	91	90
PKBLS JUL	91.40	91.40	87.37	81.50	80.91	73.7	69.1	62.4	84	95	96	98

CORN				CHICAGO WHEAT				K. C. WHEAT				
HIGH	LOW	LAST	CHG	HIGH	LOW	LAST	CHG	HIGH	LOW	LAST	CHG	
JUL 4810	4730	4774*	-114	JUL 4950	4730	4830*	+54	JUL 5440	5280	5280*	-130	
SEP 3794	3684	3724*	-140	SEP 4870	4740	4750*	-60	SEP 5270	5130	5134*	-100	
DEC 3500	3450	3452*	-96	DEC 4924	4800	4814*	-84	DEC 5274	5134	5140*	-84	
MAR 3574	3526	3530*	-76	MAR 4924	4794	4802*	-86	MAR 5204	5080	5090*	-74	
MAY 3630	3590	3590*	-56	MAY 4590	4530	4560*	-30	MAY 4850	4780	4780*	-70	
JUL 3624	3580	3594*	-46	JUL 4180	4144	4150*	-30	MINN WHEAT				
SEP 3220	3170	3200*	-4	OATS								JUL 5470
DEC 2980	2950	2960*	-12	JUL 2430	2370	2400*	-20	SEP 5064	4960	4972*	-54	
MAR	SOYBBANS				SEP 2090	2034	2062*	-32	DEC 5070	4990	5000*	-56
JUL 7990	7790	7804*	-314	DEC 2060	2026	2044*	-26	MAR 5150	5044	5046*	-72	
AUG 7940	7760	7770*	-274	MAR 2114	2090	2090*	-30	MAY 4960	4920	4920*	-30	
SEP 7780	7620	7626*	-272	SOYBBAN MEAL				SOYBBAN OIL				
NOV 7680	7490	7500*	-280	JUL 2503	2470	2480*	-45	JUL 2530	2465	2465*	-95	
JAN 7750	7564	7572*	-282	AUG 2478	2441	2445*	-58	AUG 2540	2470	2474*	-90	
MAR 7794	7634	7640*	-254	SEP 2453	2410	2414*	-65	SEP 2560	2495	2498*	-91	
MAY 7774	7650	7650*	-240	OCT 2405	2370	2380*	-65	OCT 2575	2515	2519*	-88	
JUL 7770	7650	7652*	-232	DEC 2395	2350	2352*	-78	DEC 2618	2551	2554*	-95	
AUG	CANADIAN DOLLAR				JAN 2395	2355	2355*	-80	JAN 2635	2568	2569*	-91
NOV 7030	6900	6920*	-140	MAR 2405	2360	2360*	-75	MAR 2650	2595	2597*	-83	
SWISS FRANC				MAY 2370	2335	2340*	-65	MAY 2675	2620	2623*	-82	

DTN GRAINS 25 SOYBEAN MEAL JUL 96 CONTRACT HIGH 266.4 LOW 183.0



DTN GRAINS 23 SOYBEANS JUL 96 CONTRACT HIGH: 8.560 LOW: 5.994



Editor's Note: Starting with the February, 1997 Hog Futures Contract, the price reflects dressed prices rather than live prices. For more information contact your local futures contract broker.

LIVE CATTLE				FEEDER CATTLE				LIVE HOGS				
HIGH	LOW	LAST	CHG	HIGH	LOW	LAST	CHG	HIGH	LOW	LAST	CHG	
AUG 6770	6682	6695*	-95	AUG 6225	6115	6127*	-85	JUL 6200	6080	6117*	-2	
OCT 6927	6840	6850*	-87	SEP 6140	6045	6050*	-87	AUG 5870	5680	5695*	-130	
DEC 6625	6550	6567*	-60	OCT 6135	6050	6070*	-57	OCT 5475	5302	5302*	-150	
FEB 6442	6395	6397*	-57	NOV 6215	6150	6155*	-67	DEC 5615	5455	5455*	-150	
APR 6660	6620	6627*	-50	AN 6380	6340	6347*	-42	FEB 7750	7570	7590*	-165	
JUN 6555	6510	6522*	-50	MAR 6380	6332	6332*	-52	APR 7585	7402	7427*	-157	
AUG 6530	6495	6495*	-45	APR 6390	6325	6325*	-65	JUN 7940	7780	7830*	-147	
OCT	PORK BELLIES				MAY 6345	6327	6327*	-72	JUL 7600	7510	7510*	-155
SEP 8284	8225	8242*	-55	SEP 7337	7292	7334*	+43	JUL 9540	9140	9140*	-200	
DEC 8338	8287	8305*	-54	DEC 7351	7318	7349*	+43	AUG 9225	8830	8830*	-200	
MAR 8371	8371	8371*	-54	MAR 7361	7357	7361*	+43	FEB 8290	8065	8065*	-200	