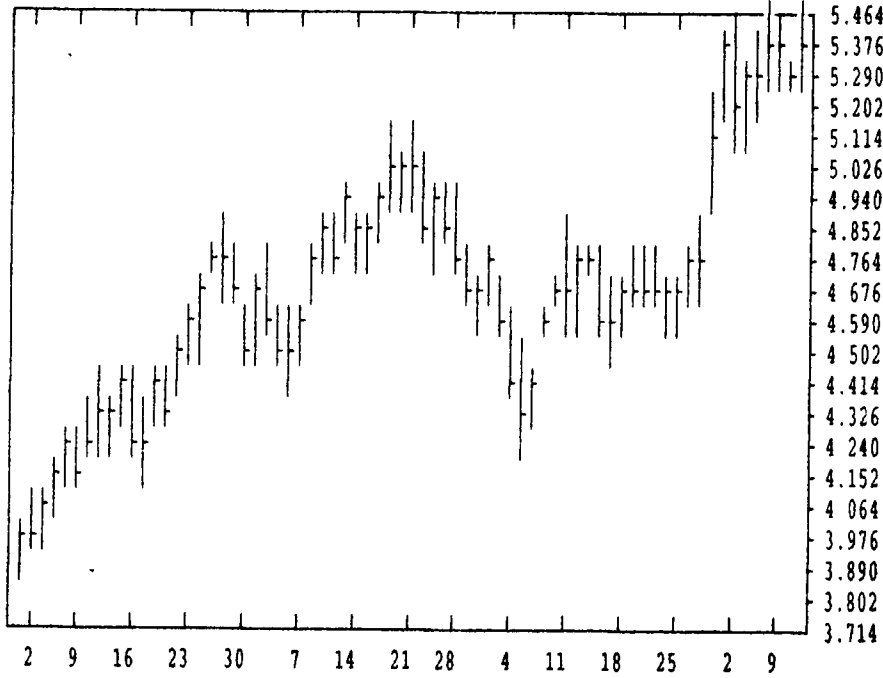


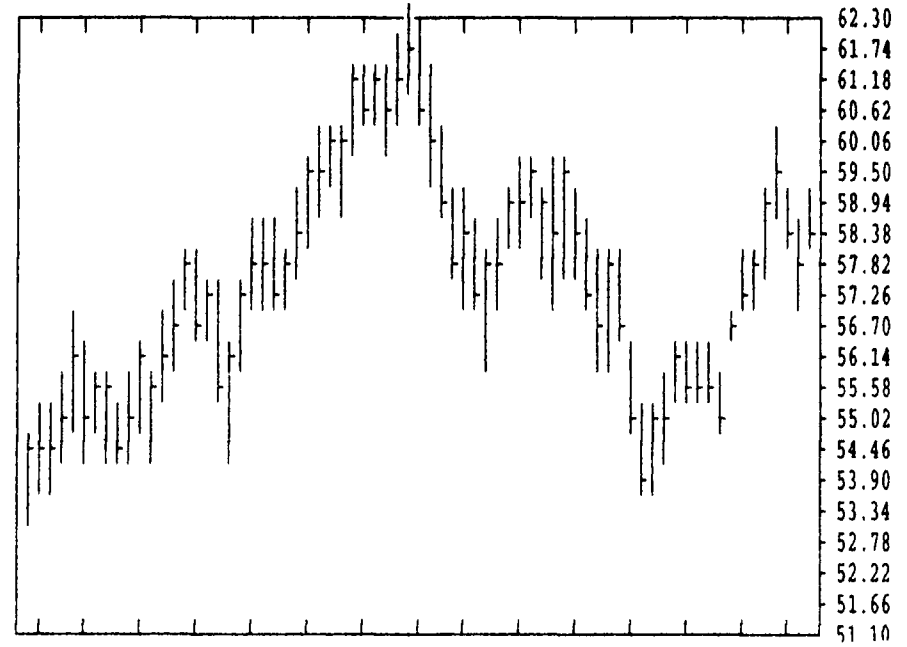
GRAIN, CATTLE AND HOG FUTURES MARKETS

(Closing bids: Thursday, July 11, 1996)

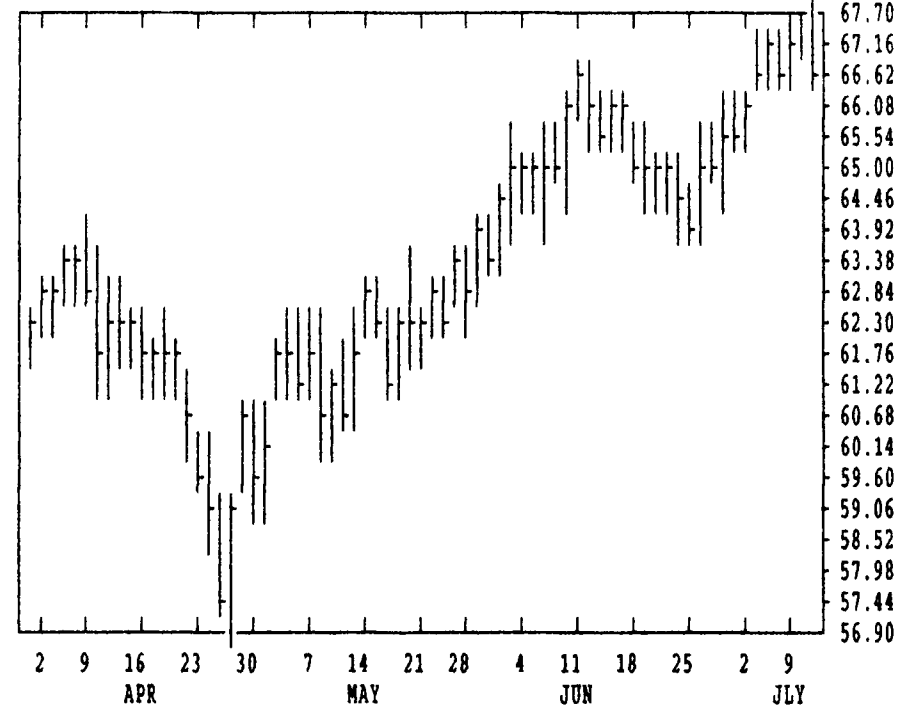
DTN GRAINS 18 CORN JUL 96 CONTRACT HIGH: 5.464 LOW: 2.540



DTN LIVESTOCK 18 LIVE/LEAN HOGS JUL 96 CONTRACT HIGH: 62.25 LOW: 45.60



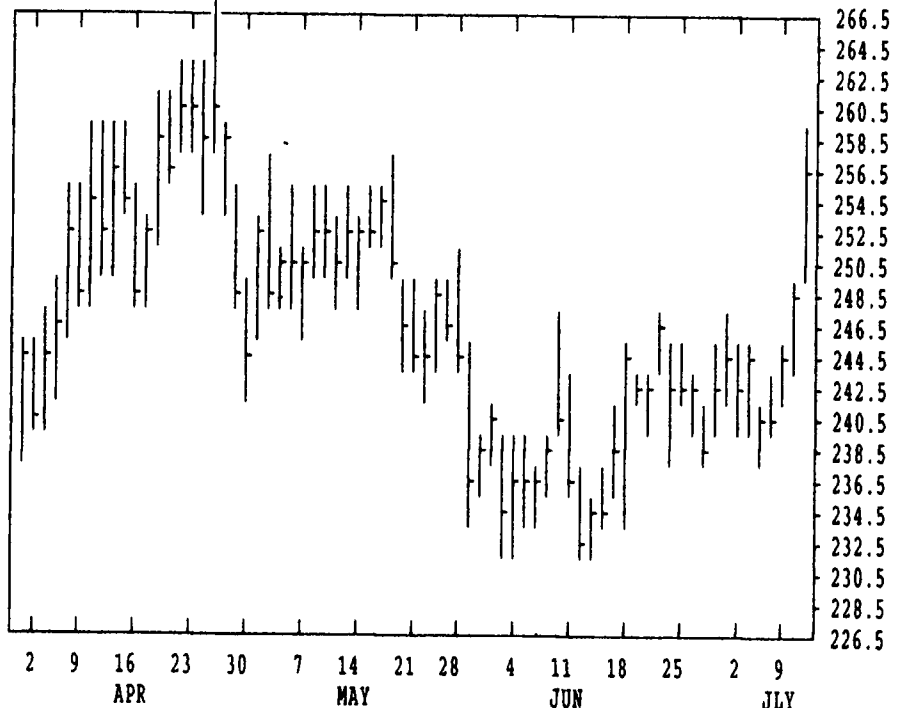
DTN LIVESTOCK 19 CATTLE, LIVE AUG 96 CONTRACT HIGH: 67.90 LOW: 56.90



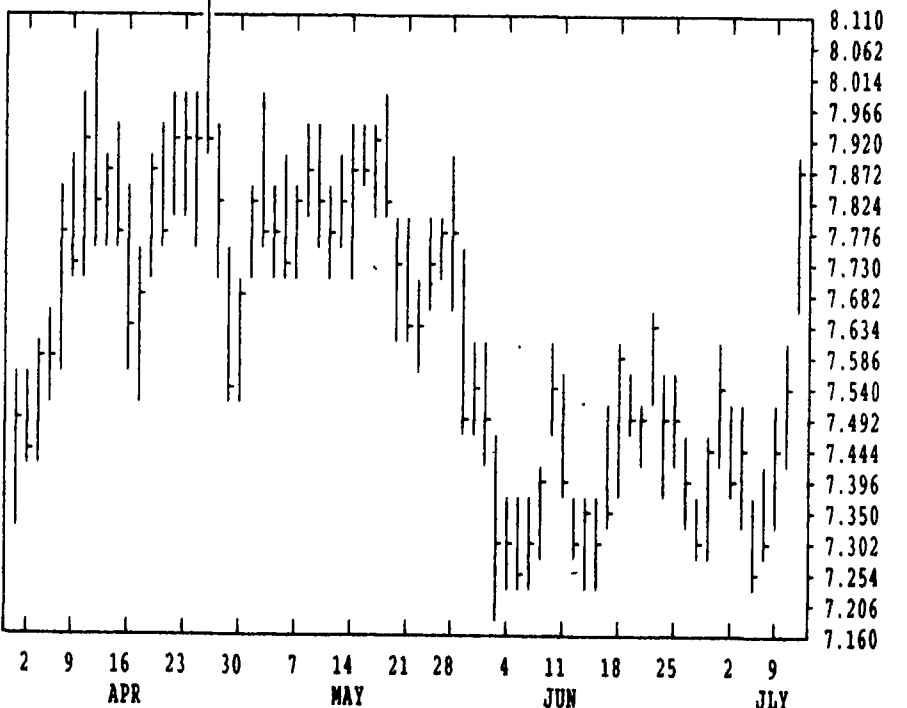
DTN FUTURES 14 07/11/96		TECHNICAL POINTS					SLOW STOCHASTIC					
PRICES ARE DECIMAL		MOVING AVERAGES			RSI'S		5 DAY		20 DAY			
CONTRACT	CLOSE	4-DAY	9-DAY	18-DAY	45-DAY	9DAY	14DAY	30DAY	%K	%D	%K	%D
WHEAT JUL	505.50	490.75	482.58	487.93	521.64	61.3	53.4	49.5	88	66	38	20
WHEAT SEP	506.00	491.62	485.14	490.94	523.01	60.5	52.7	48.9	84	59	33	18
KCWHT JUL	552.00	536.69	536.28	557.10	592.83	50.1	45.0	46.6	74	46	15	9
KCWHT SEP	534.00	520.69	519.33	538.03	577.72	49.3	43.9	45.6	73	47	14	8
MNWHT JUL	559.00	551.50	549.56	563.31	588.96	49.4	46.2	48.1	82	63	26	18
CORN JUL	539.00	536.00	530.86	501.21	487.01	70.5	67.7	63.9	84	73	90	89
CORN SEP	421.25	409.81	407.81	397.14	400.59	67.6	62.4	58.6	76	52	75	71
CORN DEC	371.25	359.69	361.39	357.35	353.83	63.2	59.9	56.7	73	41	43	48
OATS JUL	264.50	255.62	246.56	236.83	234.67	75.6	68.0	58.8	99	88	92	85
BBANS JUL	827.25	792.06	782.56	779.90	788.42	72.1	65.2	57.9	95	64	65	49
BBANS AUG	822.00	788.06	779.31	776.31	785.56	71.5	64.9	57.7	95	65	66	52
BBANS NOV	787.50	755.44	748.69	748.11	755.91	69.6	63.2	56.5	95	63	57	44
MBAL JUL	256.90	247.90	245.24	243.96	243.91	73.4	66.3	57.9	95	74	80	71
OIL JUL	25.95	25.12	25.07	25.26	26.14	62.4	55.4	50.6	82	46	23	17
CATTLE AUG	66.90	67.11	66.72	65.90	64.60	59.0	59.7	57.9	66	75	86	85
CATTLE OCT	69.15	69.25	68.65	67.65	66.26	69.8	69.1	65.2	86	92	94	94
PCTL AUG	61.10	61.77	61.30	60.55	58.70	53.6	56.3	56.3	40	60	78	80
HOGS JUL	58.35	58.66	57.90	56.74	58.33	57.1	54.6	53.6	36	57	80	74
HOGS AUG	56.30	56.07	55.03	53.80	54.80	63.9	60.0	56.9	54	69	87	77
PKBLS JUL	85.40	83.33	79.89	75.99	80.65	72.4	64.9	58.6	90	91	93	73

CORN				CHICAGO WHEAT				K.C. WHEAT			
JULY	SEP	DEC	MAR	JULY	SEP	DEC	MAR	JULY	SEP	DEC	MAR
5460	4212	3712	3764	5114	5120	5190	5170	5590	5434	5424	5370
5310	4160	3650	3704	4940	4960	5030	5020	5400	5230	5230	5170
5390*	4212*	3712*	3764*	5054*	5060*	5130*	5124*	5520*	5340*	5320*	5280*
+80	+120	+120	+120	+142	+140	+140	+152	+156	+140	+120	+132
MAY	JULY	SEP	DEC	MAY	JULY	SEP	DEC	MAY	JULY	SEP	DEC
3800	3780	3310	3044	4810	4300	2650	2360	5000	5070	4984	5180
3740	3724	3210	2990	4730	4200	2600	2300	4850	5050	5112*	5110*
+120	+120	+70	+42	+90	+14	+70	+70	+32	+154	+142	+130
SOYBEANS				OATS				MINN WHEAT			
JULY	AUG	SEP	NOV	JULY	AUG	SEP	OCT	JULY	AUG	SEP	OCT
8280	8220	8022	7874	2582	2568	2549	2510	2606	2620	2640	2640
8080	8034	7850	7690	2500	2495	2483	2445	2540	2565	2562	2562
+302	+300	+300	+300	+88	+86	+89	+93	+77	+79	+79	+80
MAR	JULY	SEP	JAN	JULY	AUG	SEP	OCT	JULY	AUG	SEP	OCT
8024	8040	7830	7956	2488	2488	2488	2488	2660	2660	2660	2660
+300	+300	+300	+300	+100	+100	+100	+100	+80	+80	+80	+80
MAY	JULY	AUG	JAN	JAN	JAN	JAN	JAN	JAN	JAN	JAN	JAN
8040	8050	7860	7760	2488	2488	2488	2488	2660	2660	2660	2660
+300	+280			+93	+93	+93	+93	+80	+80	+80	+80
MAR	AUG			MAR	MAR	MAR	MAR	MAR	MAR	MAR	MAR
8125	8125	8125		2495	2495	2495	2495	2745	2745	2745	2745
+38	+38	+38		+98	+98	+98	+98	+80	+80	+80	+80

DTN GRAINS 25 SOYBEAN MBAL JUL 96 CONTRACT HIGH: 266.4 LOW: 183.0



DTN GRAINS 24 SOYBEANS NOV 96 CONTRACT HIGH: 8.100 LOW: 5.850



LIVE CATTLE				FEEDER CATTLE				LIVE HOGS			
AUG	OCT	DEC	FEB	AUG	SEP	OCT	NOV	JULY	AUG	OCT	FEB
6790	6965	6687	6530	6212	6140	6140	6270	5890	5685	5395	5615
6682	6895	6625	6482	6102	6040	6020	6160	5827	5585	5295	5495
6690*	6915*	6640*	6482*	6110*	6045*	6040*	6165*	5835*	5630*	5345*	5590*
-75	-52	-52	-47	-102	-100	-105	-105	+15	+57	+55	+82
APR	JUN	AUG		JAN	MAR	APR	MAY	APR	JUN	JULY	AUG
6755	6647	6642		6435	6415	6410	6410	7590	7990	7645	8540
6720	6625	6605		6335	6345	6350	6355	7510	7880	7600	8540
-30	-22	-5		-90	-85	-65	-60	+70	+72	+65	+200
SWISS FRANC				CANADIAN DOLLAR				PORK BELLIES			
SEP	DEC	MAR		SEP	DEC	MAR		JULY	AUG	FEB	
8017	8076	8125		7322	7335	7344		8540	8230	8222	
7965	8035	8125		7304	7320	7344		8540	8230	8222	
+38	+38	+38		7317*	7332*	7344*		+200	+200	+200	
				-3	-3	-3					

Editor's Note: Starting with the February, 1997 Hog Futures Contract, the price reflects dressed prices rather than live prices. For more information contact your local futures contract broker.