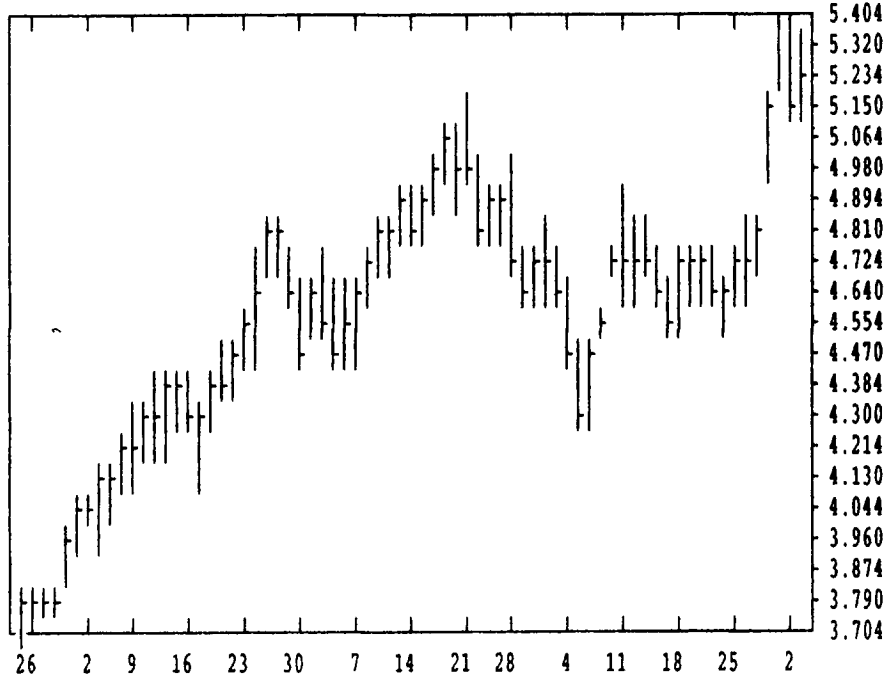


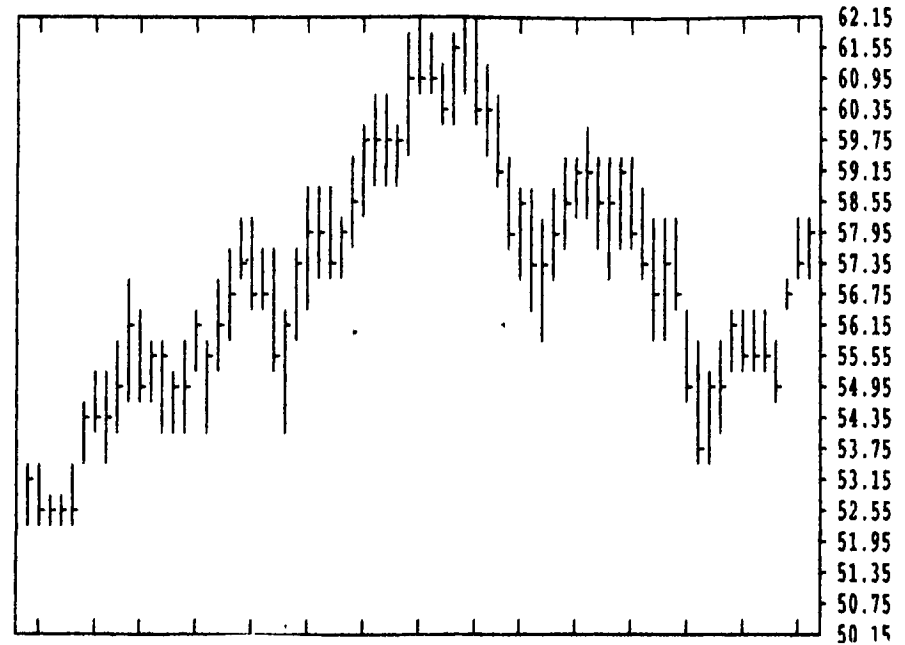
# GRAIN, CATTLE AND HOG FUTURES MARKETS

(Closing bids: Wednesday, July 3, 1996)

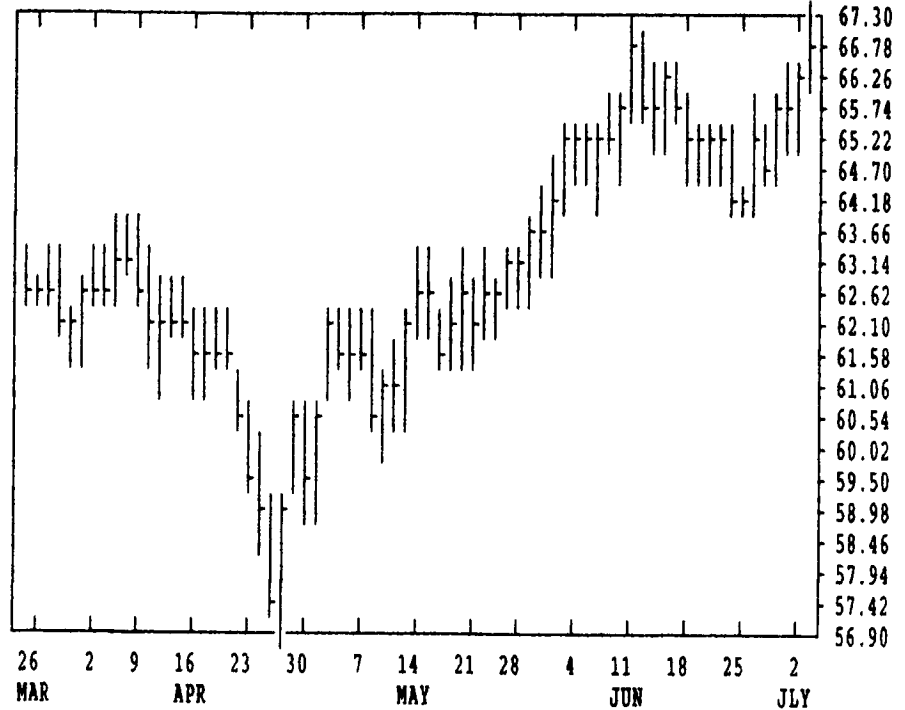
DTN GRAINS 18 CORN JUL 96 CONTRACT HIGH: 5.410 LOW: 2.540



DTN LIVESTOCK 18 LIVE/LEAN HOGS JUL 96 CONTRACT HIGH: 62.25 LOW: 45.60



DTN LIVESTOCK 19 CATTLE, LIVE AUG 96 CONTRACT HIGH: 67.20 LOW: 56.90

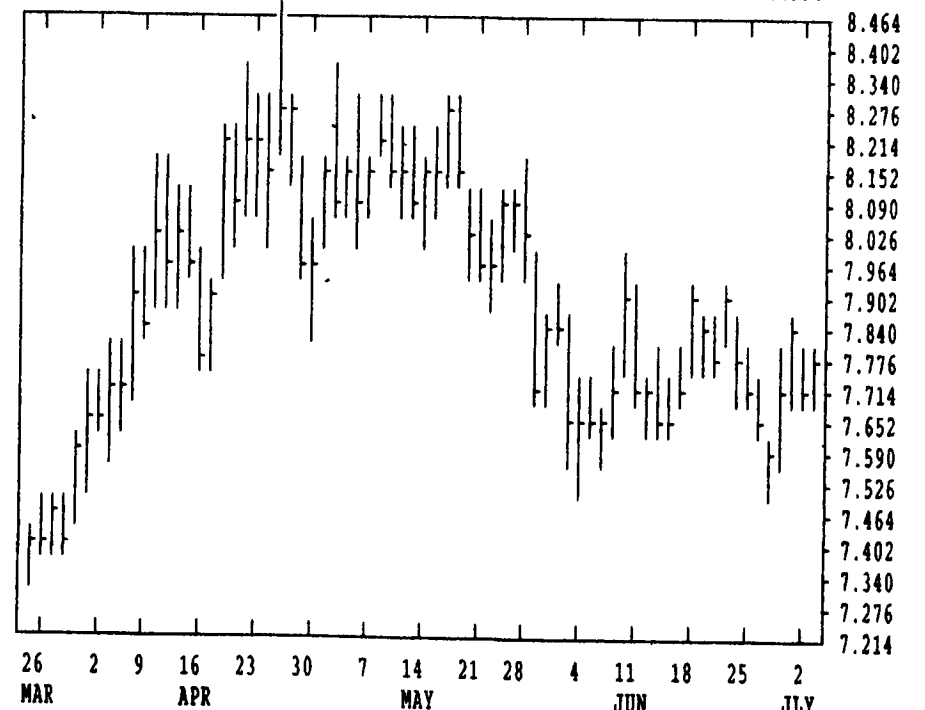


DTN FUTURES 14 07/03/96		TECHNICAL POINTS				SLOW STOCHASTIC						
PRICES ARE DECIMAL		MOVING AVERAGES				RSI'S						
CONTRACT	CLOSE	4-DAY	9-DAY	18-DAY	45-DAY	9DAY	14DAY	30DAY	%K	%D	%K	%D
WHEAT JUL	476.25	477.56	486.03	492.97	530.98	36.7	37.7	43.0	24	23	12	15
WHEAT SEP	479.25	481.56	489.47	496.79	531.58	35.6	37.2	43.5	26	26	13	15
KCWHT JUL	531.50	539.19	557.11	571.71	604.60	22.4	29.9	41.6	11	14	8	20
KCWHT SEP	516.00	521.19	537.39	553.49	589.69	22.4	29.3	41.4	11	10	5	9
MNWHT JUL	542.50	551.00	564.64	571.65	596.90	27.0	34.0	44.0	14	23	28	46
CORN JUL	529.50	525.69	496.47	483.76	478.57	70.3	66.9	63.1	83	88	90	83
CORN SEP	409.50	407.12	396.97	394.56	396.80	60.6	57.6	56.2	82	86	65	50
CORN DEC	365.00	365.06	359.81	356.60	351.13	59.1	57.4	55.4	58	64	66	61
OATS JUL	249.25	237.25	229.03	229.61	234.83	69.5	62.1	55.0	87	78	69	56
BEANS JUL	779.25	777.87	775.53	776.85	791.58	51.3	49.5	49.4	69	62	45	38
BEANS AUG	777.25	775.37	772.89	772.85	788.97	52.1	50.0	49.5	70	62	49	40
BEANS NOV	745.50	747.37	746.92	745.32	759.31	49.1	48.2	48.5	59	57	50	47
MEAL JUL	244.00	243.72	243.39	241.27	244.38	54.1	52.1	50.4	68	64	69	66
OIL JUL	25.08	25.14	25.20	25.56	26.47	40.2	40.1	43.4	59	50	19	12
CATTLE AUG	66.98	66.21	65.46	65.64	63.99	69.5	65.4	59.6	85	81	67	54
CATTLE OCT	68.75	67.99	67.33	67.10	65.62	77.3	72.4	65.4	90	79	86	77
PCTL AUG	61.45	60.55	59.90	60.14	57.97	68.8	64.6	59.2	82	76	68	59
HOGS JUL	58.05	56.84	56.27	56.53	58.28	61.6	55.6	53.2	86	69	46	37
HOGS AUG	55.25	53.58	53.15	53.53	54.59	62.8	57.7	54.7	91	64	43	35
PKBLS JUL	79.13	76.13	74.48	74.78	81.16	62.6	55.4	52.6	91	76	42	33

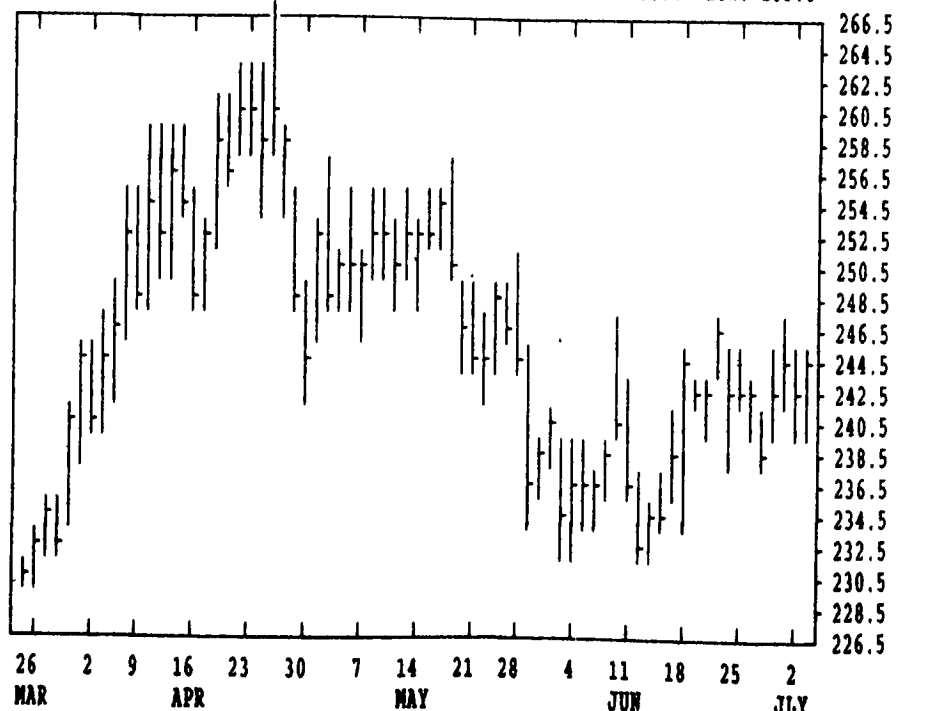
CORN				CHICAGO WHEAT				K. C. WHEAT						
	HIGH	LOW	LAST CHG		HIGH	LOW	LAST CHG		HIGH	LOW	LAST CHG			
JUL	5320	5160	5294*	+110	JUL	4764	4690	4762*	+44	JUL	5360	5250	5314*	+24
SEP	4100	4024	4094*	+40	SEP	4830	4720	4792*	+36	SEP	5190	5090	5160*	+30
DEC	3660	3610	3650*	+20	DEC	4914	4810	4892*	+54	DEC	5210	5100	5174*	+26
MAR	3706	3670	3700*	+16	MAR	4914	4810	4880*	+52	MAR	5170	5080	5130*	-10
MAY	3730	3700	3724*	+16	MAY	4630	4594	4624*	+14	MAY	4900	4860	4870*	-20
JUL	3714	3680	3704*	+12	JUL	4260	4230	4250*	+10	MINN WHEAT				
SEP	3200	3164	3180*	0	OATS				JUL	5424	5390	5424*	+14	
DEC	2994	2970	2980*	+10	JUL	2540	2354	2492*	+126	SEP	4944	4890	4940*	+22
MAR	SOYBBANS				SEP	2254	2154	2236*	+82	DEC	4964	4904	4960*	+20
JUL	7810	7700	7792*	+56	DEC	2266	2170	2252*	+84	MAR	5030	4980	5030*	+30
AUG	7784	7680	7772*	+60	MAR	2284	2250	2280*	+84	MAY	4910	4870	4870*	-20
SEP	7614	7504	7580*	+24	SOYBBAN MEAL				SOYBBAN OIL					
NOV	7484	7380	7454*	+24	JUL	2440	2412	2440*	+20	JUL	2520	2494	2508*	-8
JAN	7550	7480	7526*	+24	AUG	2428	2392	2423*	+22	AUG	2530	2506	2518*	-12
MAR	7610	7540	7584*	+14	SEP	2413	2376	2407*	+23	SEP	2549	2527	2537*	-15
MAY	7630	7550	7620*	+30	OCT	2372	2340	2365*	+17	OCT	2569	2545	2555*	-12
JUL	7654	7590	7624*	+20	DEC	2359	2332	2351*	+12	DEC	2605	2575	2591*	-10
AUG					JAN	2359	2330	2352*	+11	JAN	2612	2594	2600*	-13
NOV	6930	6874	6916*	+22	MAR	2360	2350	2360*	+15	MAR	2635	2615	2620*	-15
				MAY	2340	2335	2335*	0	MAY	2650	2635	2640*	-10	

LIVE CATTLE				FEEDER CATTLE				LIVE HOGS						
	HIGH	LOW	LAST CHG		HIGH	LOW	LAST CHG		HIGH	LOW	LAST CHG			
AUG	6720	6655	6697*	+67	AUG	6170	6100	6145*	+77	JUL	5810	5732	5805*	+72
OCT	6892	6835	6875*	+55	SEP	6075	6030	6072*	+57	AUG	5530	5435	5525*	+75
DEC	6660	6602	6652*	+62	OCT	6077	6025	6060*	+55	OCT	5232	5132	5217*	+85
FEB	6487	6435	6485*	+52	NOV	6200	6160	6182*	+35	DEC	5455	5377	5432*	+55
APR	6687	6655	6685*	+27	JAN	6360	6325	6327*	+35	FEB	7697	7620	7665*	+15
JUN	6580	6547	6577*	+35	MAR	6340	6310	6322*	+40	APR	7475	7400	7470*	+40
AUG	6565	6530	6550*	+40	APR	6330	6300	6317*	+42	JUN	7900	7800	7900*	+70
OCT					MAY	6317	6290	6312*	+42	JUL	7607	7580	7590*	-2
SWISS FRANC				CANADIAN DOLLAR				PORK BELLIES						
SEP	8040	8004	8029*	-19	SEP	7368	7357	7360*	-7	JUL	7912	7852	7912*	+200
DEC	8098	8075	8092*	-19	DEC	7379	7372	7372*	-7	AUG	7630	7540	7630*	+200
MAR	8158	8158	8158*	-19	MAR	7385	7380	7383*	-7	FEB	8112	7960	8112*	+200

DTN GRAINS 23 SOYBEANS JUL 96 CONTRACT HIGH: 8.470 LOW: 5.994



DTN GRAINS 25 SOYBBAN MEAL JUL 96 CONTRACT HIGH: 266.4 LOW: 183.0



Editor's Note: Starting with the February, 1997 Hog Futures Contract, the price reflects dressed prices rather than live prices. For more information contact your local futures contract broker.