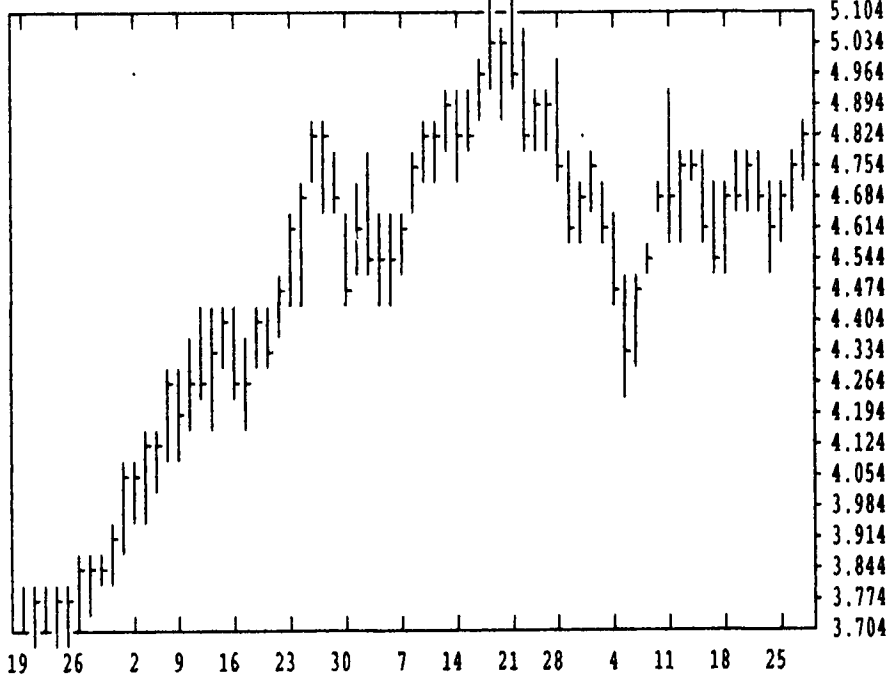


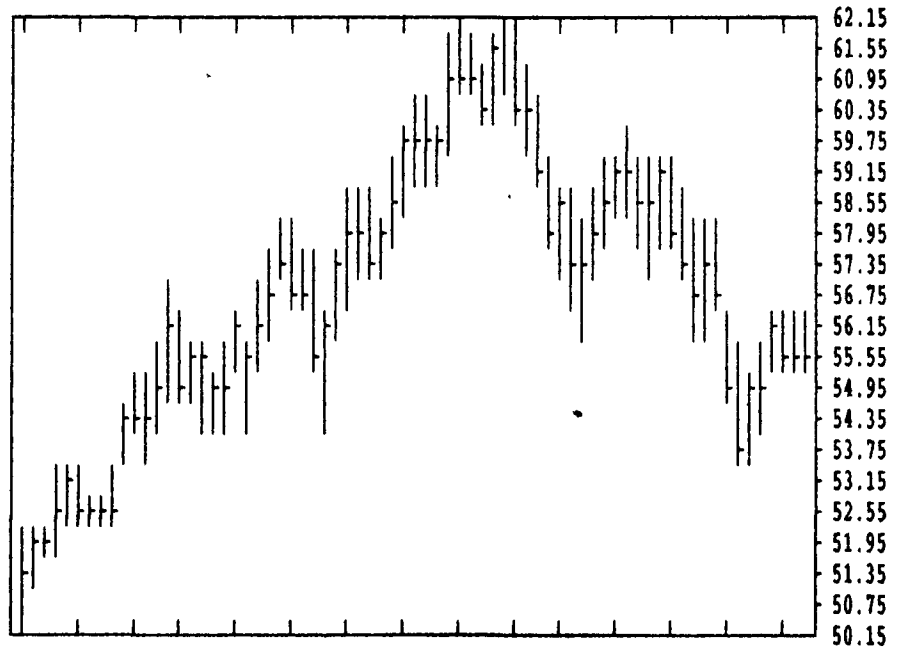
# GRAIN, CATTLE AND HOG FUTURES MARKETS

(Closing bids: Thursday, June 27, 1996)

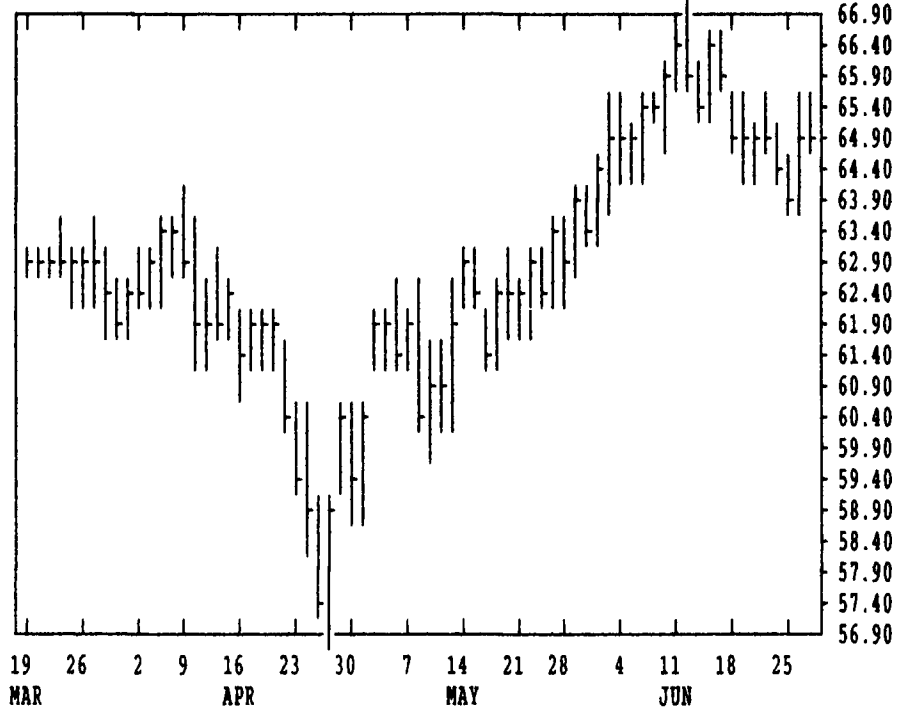
DTN GRAINS 18 CORN JUL 96 CONTRACT HIGH: 5.134 LOW: 2.540



DTN LIVESTOCK 18 LIVE/LEAN HOGS JUL 96 CONTRACT HIGH: 62.25 LOW: 45.60



DTN LIVESTOCK 19 CATTLE, LIVE AUG 96 CONTRACT HIGH: 66.90 LOW: 56.90

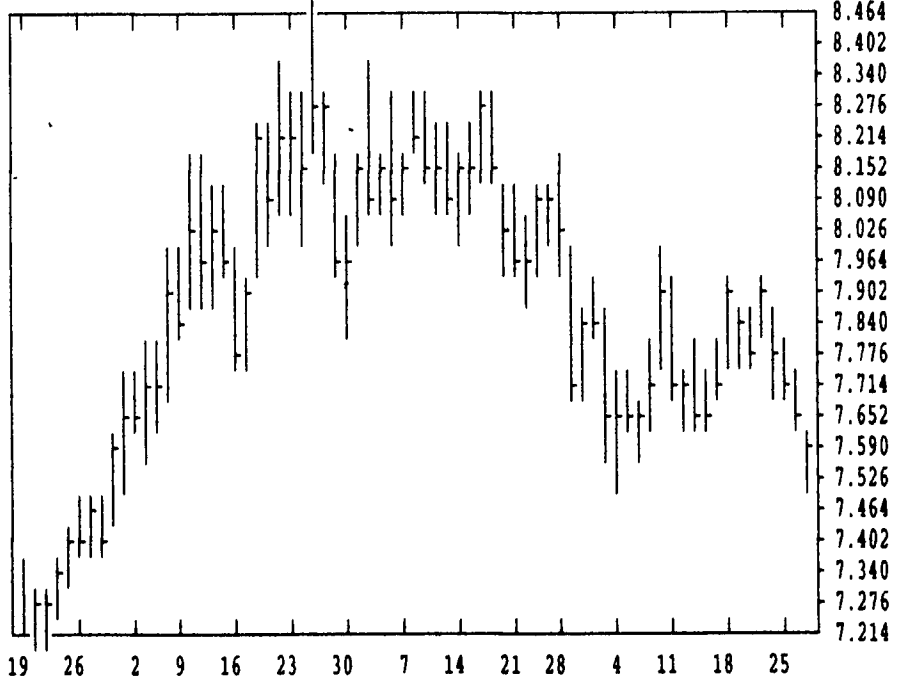


DTN FUTURES 14 06/27/96		TECHNICAL POINTS				SLOW STOCHASTIC						
PRICES ARE DECIMAL		MOVING AVERAGES				RSI'S						
CONTRACT	CLOSE	4-DAY	9-DAY	18-DAY	45-DAY	9DAY	14DAY	30DAY	%K	%D	%K	%D
WHEAT JUL	478.50	493.19	493.28	497.19	542.08	33.5	36.2	42.7	37	52	16	13
WHEAT SEP	482.50	496.25	496.75	501.22	541.59	32.3	35.8	43.3	33	48	14	12
KCWHT JUL	552.50	569.50	577.92	577.07	615.34	27.9	34.9	44.5	16	21	32	33
KCWHT SEP	537.50	549.50	556.72	561.31	599.93	27.7	34.1	44.5	15	18	13	17
MNWHY JUL	562.00	575.69	577.06	572.18	604.64	36.1	40.4	47.4	34	51	52	45
CORN JUL	481.50	473.87	471.56	466.29	473.75	60.6	56.8	56.4	82	70	69	61
CORN SEP	385.75	389.37	386.47	389.01	393.50	45.2	47.0	50.9	72	83	36	32
CORN DEC	352.50	355.12	353.31	352.50	347.92	49.4	51.0	52.4	58	70	56	52
OATS JUL	217.25	221.12	227.11	225.43	238.14	38.5	41.7	44.9	20	21	47	60
BEANS JUL	757.50	769.12	777.25	774.92	794.64	35.0	39.0	44.4	7	24	35	42
BEANS AUG	755.75	766.62	773.31	770.51	792.06	36.0	39.3	44.3	8	25	35	39
BEANS NOV	732.00	742.56	747.53	742.28	761.78	39.0	41.5	45.4	11	30	45	47
MEAL JUL	239.80	242.20	242.68	239.82	245.22	45.5	46.3	47.5	27	50	64	63
OIL JUL	24.74	25.11	25.46	25.70	26.66	28.5	32.8	40.1	7	20	9	13
CATTLE AUG	64.98	64.75	65.09	65.43	63.37	50.0	52.8	54.0	50	36	48	56
CATTLE OCT	66.85	66.81	66.65	66.73	65.04	56.6	58.5	58.4	57	65	71	67
FCTL AUG	60.08	59.50	59.79	59.98	57.23	56.7	57.4	55.8	59	36	56	63
HOGS JUL	55.70	55.95	55.58	57.02	58.27	40.8	41.7	46.7	69	70	33	22
HOGS AUG	52.63	52.96	52.57	54.00	54.51	40.7	42.3	47.2	70	71	33	24
PKBLS JUL	75.03	73.77	72.09	76.47	81.71	47.8	44.5	47.6	87	82	25	14

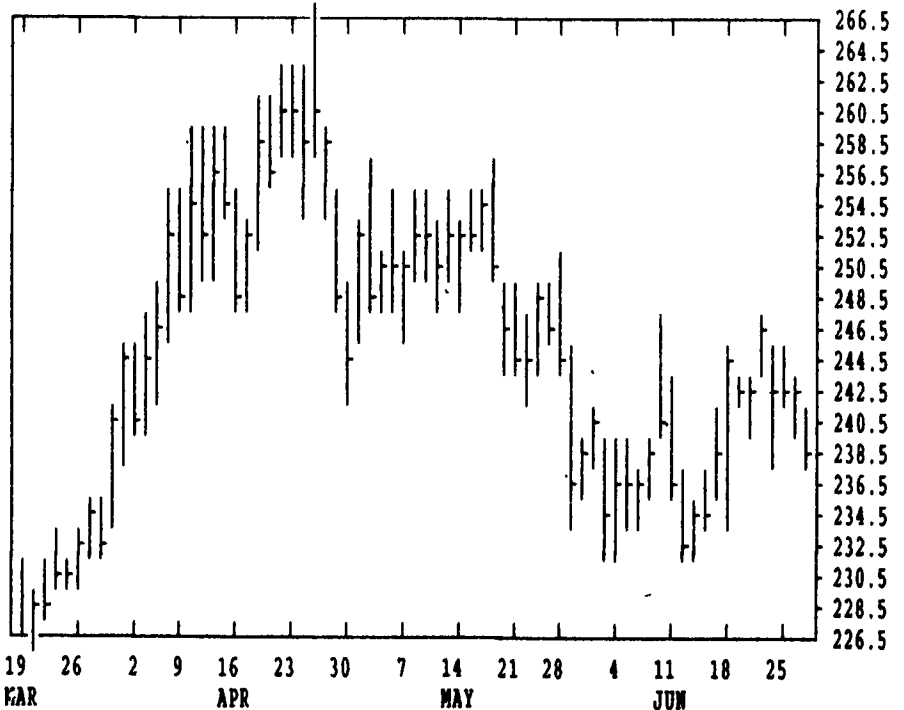
CORN				CHICAGO WHEAT				K.C. WHEAT			
JULY	SEP	DEC	MAR	JULY	SEP	DEC	MAR	JULY	SEP	DEC	MAR
4850	3884	3540	3594	4940	4964	5100	5100	5630	5464	5450	5380
4740	3850	3510	3564	4774	4810	4920	4920	5470	5350	5350	5300
4814*	3856*	3524*	3582*	4784*	4824*	4926*	4934*	5524*	5374*	5400*	5380*
+42	-30	-16	-14	-140	-132	-134	-122	-136	-100	-52	0
3630	3624	3190	3190	4770	4770	4640	4284	5000	5000	4920*	4920*
3590	3580	3170	3170	4640	4640	4640*	4200	4920	4920	4920*	4920*
3612*	3602*	3190*	3190*	4640*	4640*	4640*	4200	4920*	4920*	4920*	4920*
-6	0	+30	+30	4640*	4640*	4640*	4200	4920*	4920*	4920*	4920*
2964	2964	2954*	2954*	2240	2070	2084	2130	5256	5270	5150	5182*
2954*	2954*	2954*	2954*	2172*	2040*	2040*	2040*	5110	5150	5182*	5182*
+26	+26	+26	+26	-44	-10	-22	-24	-90	-86	-86	-86
7634	7480	7374	7450	2415	2400	2376*	2348*	2494	2515	2495	2496*
7570	7410	7314	7390	2388	2365	2376*	2348*	2472	2495	2495	2496*
7574*	7420*	7320*	7394*	2398*	2376*	2376*	2348*	2472	2495	2495	2496*
-86	-84	-72	-74	-22	-29	-34	-31	-24	-23	-23	-23
7510	7520	7540	7510	2332	2325	2292	2325	2555	2555	2535	2535*
7450	7470	7472*	7472*	2305	2292	2296*	2325	2555	2555	2535	2535*
7460*	7472*	7472*	7472*	2305*	2292*	2296*	2325	2555	2555	2535	2535*
-70	-76	-76	-76	-31	-31	-31	-31	-23	-23	-23	-23
7520	7540	7500*	7500*	2325	2325	2296*	2325	2555	2555	2535	2535*
7470	7490	7500*	7500*	2292	2292	2296*	2325	2555	2555	2535	2535*
7472*	7490	7500*	7500*	2296*	2296*	2296*	2325	2555	2555	2535	2535*
-54	-54	-54	-54	-31	-31	-31	-31	-23	-23	-23	-23
6890	6850	6854*	6854*	2325	2325	2296*	2325	2555	2555	2535	2535*
6850	6854*	6854*	6854*	2292	2292	2296*	2325	2555	2555	2535	2535*
6854*	6854*	6854*	6854*	2296*	2296*	2296*	2325	2555	2555	2535	2535*
-54	-54	-54	-54	-31	-31	-31	-31	-23	-23	-23	-23

LIVE CATTLE				FEEDER CATTLE				LIVE HOGS			
AUG	OCT	DEC	FEB	AUG	SEP	OCT	NOV	JULY	AUG	OCT	DEC
6550	6730	6475	6390	6065	6020	6040	6205	5632	5382	5005	5275
6492	6680	6440	6355	6000	5950	5950	6120	5565	5255	4910	5160
6497*	6685*	6445*	6362*	6007*	5957*	5955*	6130*	5570*	5262*	4915*	5172*
-30	-37	-27	-25	0	-20	-62	-52	-25	-52	-22	-42
6650	6540	6510	6510	6330	6320	6277	6320	7512	7205	7165	7200*
6620	6505	6510*	6510*	6292	6277	6277*	6320	7450	7165	7200*	7200*
6632*	6510*	6510*	6510*	6292*	6277*	6277*	6320	7450	7165	7200*	7200*
-20	-32	-15	-15	-12	-12	-12	-12	-25	-7	-7	-7
6510	6510	6500*	6500*	6310	6310	6277*	6310	7400	7670	7630	7657*
6500*	6500*	6500*	6500*	6277*	6277*	6277*	6310	7380	7670	7630	7657*
6500*	6500*	6500*	6500*	6277*	6277*	6277*	6310	7380	7670	7630	7657*
-15	-15	-15	-15	-17	-17	-17	-17	+17	-12	-12	-12
8078	8142	8205	8205	7359	7365	7373	7373	7645	7370	7180	7200*
8035	8100	8205*	8205*	7345	7359	7362*	7373	7480	7370	7180	7200*
8074*	8139*	8205*	8205*	7351*	7362*	7362*	7373	7502*	7370	7180	7200*
+65	+69	+69	+69	-10	-10	-10	-8	+35	-20	-20	-20
8205	8205	8205*	8205*	7373	7373	7373*	7373	7600	7600	7600	7600*
8205*	8205*	8205*	8205*	7373*	7373*	7373*	7373*	7600	7600	7600	7600*
+69	+69	+69	+69	-8	-8	-8	-8	-90	-90	-90	-90

DTN GRAINS 23 SOYBEANS JUL 96 CONTRACT HIGH: 8.470 LOW: 5.994



DTN GRAINS 25 SOYBEAN MEAL JUL 96 CONTRACT HIGH: 266.4 LOW: 183.0



Editor's Note: Starting with the February, 1997 Hog Futures Contract, the price reflects dressed prices rather than live prices. For more information contact your local futures contract broker.