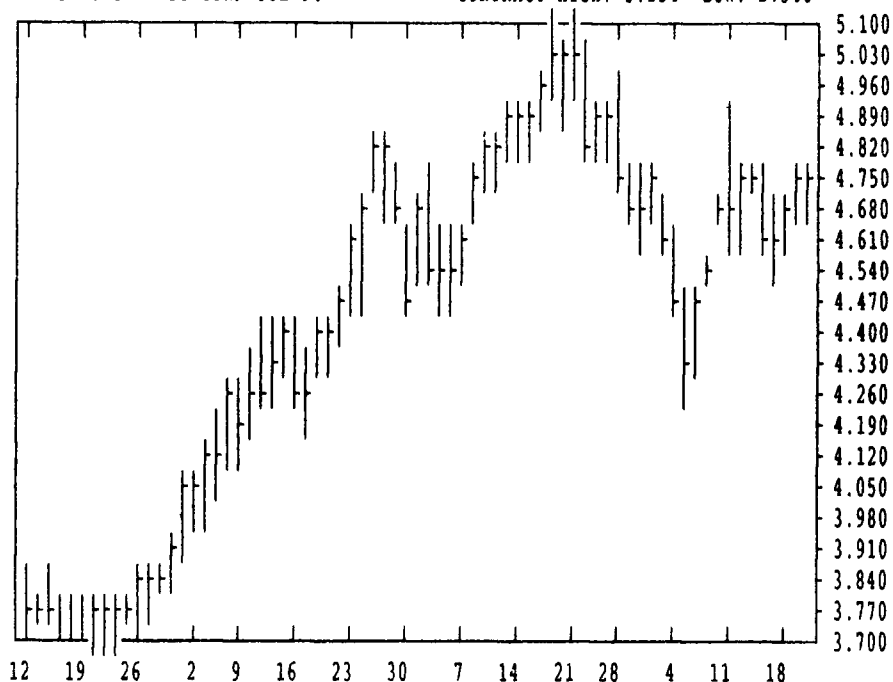


GRAIN, CATTLE AND HOG FUTURES MARKETS

(Closing bids: Thursday, June 17, 1996)

DTN GRAINS 18 CORN JUL 96 CONTRACT HIGH: 5.134 LOW: 2.540



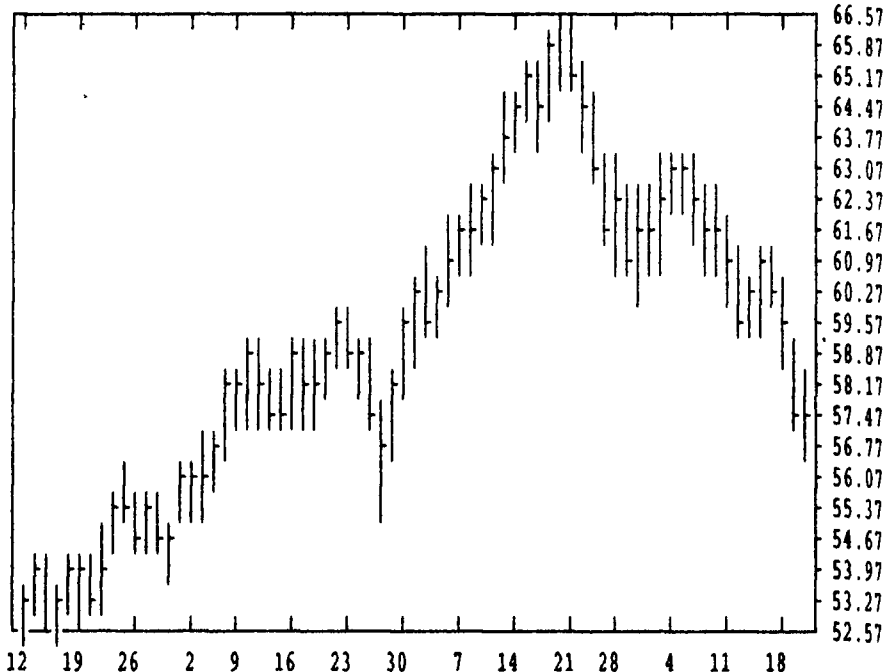
DTN FUTURES 14 06/20/96		TECHNICAL POINTS				SLOW STOCHASTIC						
PRICES ARE DECIMAL		MOVING AVERAGES				RSI'S						
CONTRACT	CLOSE	4-DAY	9-DAY	18-DAY	45-DAY	9DAY	14DAY	30DAY	%K	%D	%K	%D
WHEAT JUL	487.50	493.87	499.92	507.42	553.22	35.1	37.1	43.6	39	34	9	12
WHEAT SEP	492.25	497.94	504.11	511.08	552.10	35.0	37.5	44.4	30	27	10	14
KCWHT JUL	576.75	586.00	586.31	581.56	622.16	40.4	42.6	48.5	38	48	31	30
KCWHT SEP	557.75	564.69	569.58	569.25	607.62	37.4	40.4	47.1	26	29	20	23
MNWHT JUL	577.00	578.94	578.67	573.72	608.84	46.3	46.2	50.1	73	69	37	35
CORN JUL	474.00	469.62	471.06	466.00	471.42	54.0	52.9	55.0	74	48	50	49
CORN SEP	382.00	383.50	392.14	391.75	391.42	42.0	45.0	50.2	37	25	24	33
CORN DEC	351.50	350.44	353.39	351.39	345.40	50.6	51.4	52.7	56	36	42	47
OATS JUL	228.50	232.94	230.19	223.22	241.21	49.3	48.3	48.0	64	66	66	54
BEANS JUL	780.00	781.75	778.17	777.61	799.61	48.8	47.5	48.9	73	62	36	28
BEANS AUG	775.00	776.31	772.81	773.24	797.22	48.2	46.7	48.3	71	60	30	23
BEANS NOV	749.75	748.75	743.72	744.22	766.46	51.4	48.8	48.6	78	66	34	26
MBAL JUL	243.20	242.12	239.16	238.72	247.05	56.0	51.8	49.9	86	73	42	26
OIL JUL	25.42	25.73	25.91	26.07	26.86	35.1	37.7	43.3	29	25	11	16
CATTLE JUN	62.68	62.53	63.23	62.53	60.45	53.2	55.2	53.7	16	12	68	77
CATTLE AUG	65.20	65.38	65.82	65.22	62.90	52.0	55.8	55.4	23	30	73	81
PCTL AUG	59.70	60.30	60.37	59.64	56.57	51.8	55.5	55.0	28	52	83	89
HOGS JUN	57.65	58.87	59.93	61.15	61.42	25.5	33.1	44.2	13	23	10	11
HOGS JUL	54.95	55.28	56.78	57.68	58.40	31.9	35.9	44.2	11	13	10	15
PKBLS JUL	70.75	70.75	75.08	78.80	82.31	27.5	31.8	41.8	7	2	2	4

CORN				CHICAGO WHEAT				K.C. WHEAT						
	HIGH	LOW	LAST CHG		HIGH	LOW	LAST CHG		HIGH	LOW	LAST CHG			
JUL	4744	4670	4740*	+4	JUL	4910	4840	4874*	-60	JUL	5854	5760	5766*	-122
SEP	3830	3780	3820*	-20	SEP	4950	4900	4922*	-52	SEP	5684	5560	5576*	-60
DEC	3520	3460	3514*	+30	DEC	5040	4990	5014*	-44	DEC	5574	5500	5512*	-70
MAR	3570	3512	3564*	+24	MAR	5040	4994	5010*	-46	MAR	5490	5420	5420*	-70
MAY	3584	3544	3584*	+20	MAY	4740	4740	4740*	-40	MAY	5100	5080	5080*	-20
JUL	3574	3534	3572*	+22	JUL	4360	4300	4320*	-20	MINN WHEAT				
SEP	3200	3160	3194*	+14	OATS				JUL	5830	5750	5770*	-30	
DEC	2970	2940	2954*	-12	JUL	2330	2280	2284*	-40	SEP	5360	5280	5304*	-60
MAR					SEP	2060	2024	2054*	+14	DEC	5360	5300	5302*	-70
SOYBEANS				DEC	2070	2024	2060*	+20	MAR	5380	5340	5350*	-40	
JUL	7830	7774	7800*	-30	MAR	2100	2080	2100*	+20	MAY	5200	5200	5200*	0
AUG	7770	7724	7750*	-22	SOYBEAN MBAL				SOYBEAN OIL					
SEP	7604	7570	7592*	-4	JUL	2434	2416	2432*	+10	JUL	2575	2526	2542*	-42
NOV	7510	7470	7496*	-2	AUG	2427	2411	2424*	+8	AUG	2592	2546	2562*	-36
JAN	7574	7544	7560*	0	SEP	2405	2390	2397*	+4	SEP	2615	2570	2584*	-36
MAR	7640	7610	7622*	-6	OCT	2363	2352	2358*	+8	OCT	2630	2590	2602*	-37
MAY	7650	7630	7644*	-2	DEC	2359	2340	2353*	+10	DEC	2659	2620	2630*	-39
JUL	7660	7644	7654*	0	JAN	2358	2342	2350*	+7	JAN	2670	2635	2640*	-35
AUG					MAR	2360	2350	2360*	+17	MAR	2680	2650	2653*	-32
NOV	6960	6924	6944*	-24	MAY	2340	2336	2340*	+10	MAY	2692	2670	2670*	-30

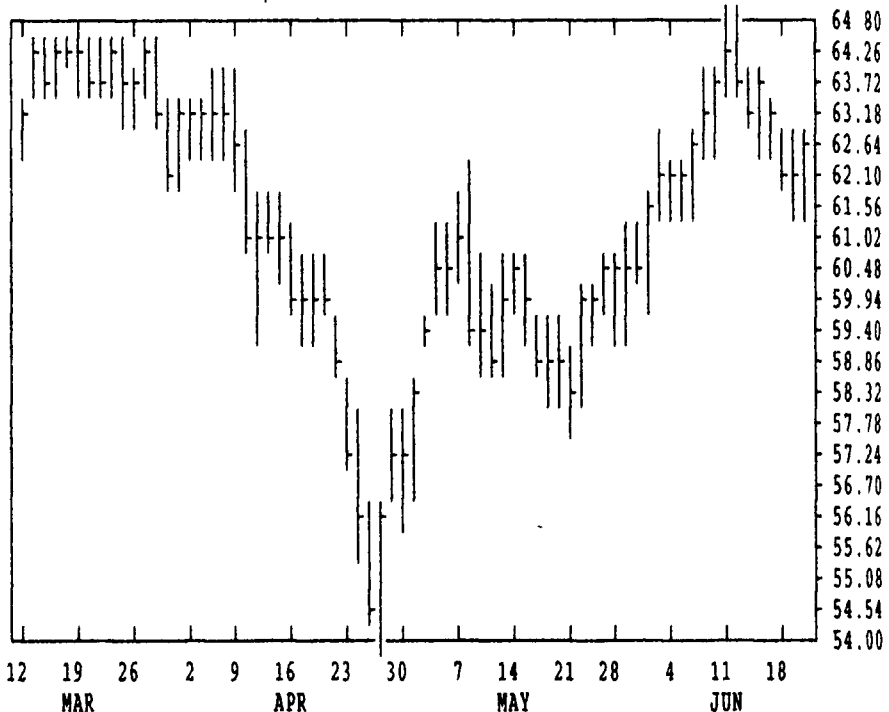
LIVE CATTLE				FEEDER CATTLE				LIVE HOGS						
	HIGH	LOW	LAST CHG		HIGH	LOW	LAST CHG		HIGH	LOW	LAST CHG			
JUN	6275	6187	6267*	+60	AUG	6030	5940	5970*	-62	JUN	5800	5675	5765*	-32
AUG	6522	6462	6520*	+5	SEP	6000	5925	5945*	-60	JUL	5520	5415	5495*	+80
OCT	6665	6607	6657*	+17	OCT	6005	5950	5975*	-32	AUG	5242	5130	5197*	+57
DEC	6430	6400	6415*	-25	NOV	6165	6110	6142*	-27	OCT	4845	4770	4815*	+52
FEB	6340	6312	6322*	-25	JAN	6292	6240	6250*	-25	DEC	5145	5090	5092*	0
APR	6625	6600	6620*	-10	MAR	6270	6225	6235*	-25	FEB	7440	7330	7430*	+85
JUN	6535	6500	6502*	-27	APR	6235	6200	6227*	-17	APR	7160	7110	7160*	+50
AUG	6520	6500	6500*	-7	MAY	6225	6205	6225*	-15	JUN	7590	7550	7585*	+55

SWISS FRANC				CANADIAN DOLLAR				PORK BELLIES						
	SEP	DEC	MAR		SEP	DEC	MAR		JUL	AUG	FEB			
SEP	8039	8005	8013*	-26	SEP	7329	7322	7328*	+7	JUL	7075	6875	7075*	+200
DEC	8090	8075	8075*	-26	DEC	7338	7336	7338*	+7	AUG	6817	6620	6817*	+200
MAR	8141	8141	8141*	-26	MAR	7346	7340	7346*	+7	FEB	7545	7370	7545*	+200

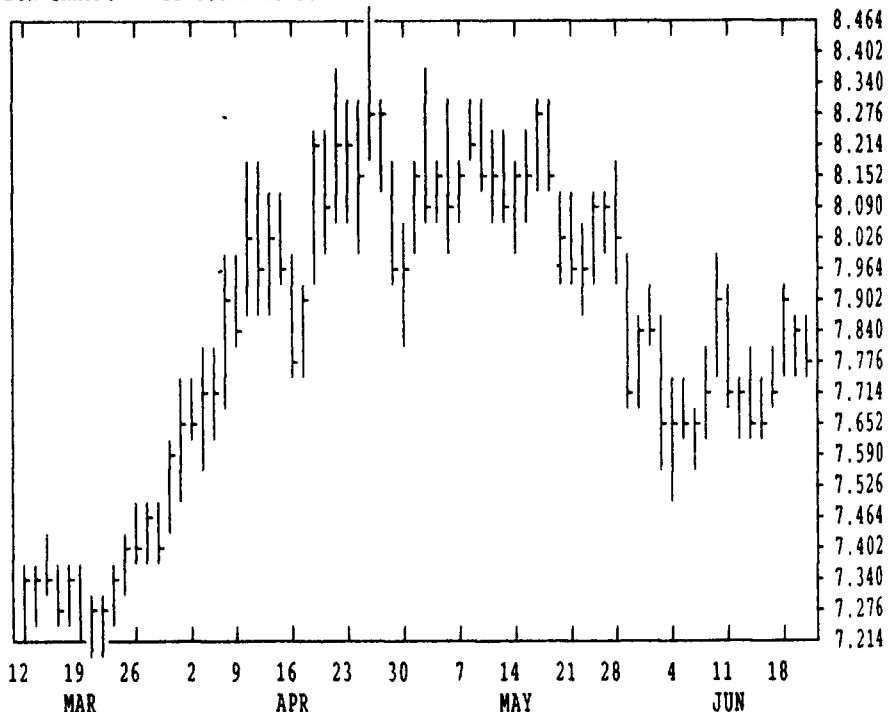
Editor's Note: Starting with the February, 1997 Hog Futures Contract, the price reflects dressed prices rather than live prices. For more information contact your local futures contract broker.



DTN LIVESTOCK 19 CATTLE, LIVE JUN 96 CONTRACT HIGH: 64.80 LOW: 54.00



DTN GRAINS 23 SOYBEANS JUL 96 CONTRACT HIGH: 8.470 LOW: 5.994



DTN GRAINS 25 SOYBEAN MEAL JUL 96 CONTRACT HIGH: 266.4 LOW: 183.0

