



Introducing the... 'BIG MUDDER' The 14-Ton Dump Wagon

16' - \$8500 18' - \$9200

FEATURES:

- Heavy duty construction
- 8 ft. 6 in x 16 ft. or 18 ft. box
- 650 bu. capacity (silage only)
- Automatic tailgate latch
- 8000 lb. hubs and spindles - 8 bolts
- 18 x 22.5 used truck tires included
- Tubular frame
- 6 ft. permanent racks
- Full dump tailgate - graindoor
- Scissor hoist - 2 - 5 x 26 in. double acting cylinders
- Hydraulic hoses included
- All tires on heavy duty rims

Gerber Farm Repair
RD #2 Box 44
Sunbury, PA 17801
(717) 286-7851

SAVE \$\$ ON FORD PARTS

CHECK OUT THESE PRICES...
 On In Stock Replacement Engines for Tractors, All Engines Include Injection Pump, Injectors, Oil Pan, Water Pump, Starter, Fuel Filter, Manifolds and 1 year warranty

82840609.....LIST \$4,215.13.....**SALE \$3,349.00**
 201 cu. in. - 3.3 Litres - Max Gross HP 64.5
 4000, 4100, 4200, 4500, 4600, 4610, 455C, 615, 530A, 531, 532, 535, 540, 540B, 545A, 545C, 560, 555, 555ALX, 555B

82840611.....LIST \$5121.56.....**SALE \$4,195.00**
 5000, 5100, 5200, 5500, 5610, 6500, 6600, 6610, 6700, 6710, 355C, 650, 655A, 655C, 7610, 7710, 7600, 7700, 7000, 755, 755A, 755B


82840612.....LIST \$6,262.40.....**SALE \$4,995.00**
 268 cu. in. - 4.4 Litres - Max Gross HP 102
 7610, 7710, 7600, 7700, 7000, 755, 755A 755B

\$20 OFF EACH PAIR OF SSL, TL AND TLB TIRES

10 x 16.5, 8 Ply, RA Cleat
 fits NH Series L460, L550, L560, L660, JD675, Case 1835, 1840, Gehl 4615, Bobcat 643, 743, 753
 213613DS**\$82.04** (per tire)

31 x 15.50-15, 8 Ply, Flotation
 fits NH Series L460, L550, L560, L660, L865, L885, 239301DS**\$184.07** (per tire)

10 x 16.5, 8 Ply, HD-2000
 fits NH Series L460, L550, L560, L660, Case 1835, 1840 Gehl 4615, Deere JD675, Bobcat 643, 743, 753 84506001DS**\$138.67** (per tire)



110 South Railroad Ave New Holland, PA 17557
 (717) 354-4191

PEPPER

7 - 9 Ft. Hay Telescopes
 16 - 18 Ft. Steel Bales
 6-8-10 Ton Wagons
 12 Ton Tandem
 2-4-6-8 Row Cultivators
 Portable Bunkers

HENRY
 404 W. 10th St.

J.L. HOLLINGER & SONS INC.
 RT. 72N, Manheim, PA.
 717-664-2444 8 AM To 6 PM
 717-665-2354 After 6 PM
NEW & USED
Farm & Construction Equip.
FAX 717-664-2635

BACKHOES	
'90 Case 580K 4x4 Cab EROPS 2800 Hrs.....	\$32,500
'88 CAT 416 4x4 EROPS Ext. Hoe.....	\$25,000
'85 JD 710B 2x4 OROPS Standard.....	\$20,000
Ford 4500 Dsl. ROPS.....	\$8,500
'92 JD 310D Turbo EROPS Ext. Hoe 1000 Hrs.....	\$38,500
85 Ford 555A 4x4 EROPS Ext. Hoe.....	\$22,000
WHEEL LOADERS	
Ford A64 OROPS	\$16,500
AC 840 Wheel Loader Cab dsl.....	\$12,000
'89 W-14B Wheel Loader EROPS.....	\$30,000
'80 Case W-14 4N1 Bucket Cab.....	\$16,000
'77 Case W-14 4N1 Bucket Cab.....	\$16,000
'88 Kawasaki KZ280H EROPS	\$40,000
Ford A64 Cab g.p. Bucket.....	\$17,000
1990 Fiat Allis FR20-B	\$50,000
FORKLIFTS	
Baker 15000 Lb. Dsl. Cab.....	\$25,000
Hyster 5000 Lb. Dsl. Art. Cab	\$10,000
Case 584D 21' Mast 2WD.....	\$16,500
Gradall-Loed 554 Shooting Boom 35'	\$12,500
'90 Case 585E 21' DSL, 4x4 Low Hrs	\$30,000
CRAWLERS	
'88 JD 450C 6-Way Blade 700 hrs	\$35,000
'85 Fiat Allis FD-5 6-Way Blade.....	\$15,000
'88 JD 355D Crawler Loader 4N1	\$20,000
'83 JD 450C 6-Way.....	\$20,000
JD 350C 6 Way.....	\$13,500
'83 JD 755A EROPS New Undercarriage.....	\$26,500
LOG SKIDDERS	
John Deere 740 Dual Winches 4 way bale	\$40,000
'88 John Deere 648D OROPS esco grapple 29 lbs	\$43,000
JD 540B Cab Lr. Skidder.....	\$15,500
EXCAVATORS	
'88 Hitachi EX200, LC-3	\$50,000
'86 Komatsu PC220LC-3 w/Grapple.....	\$42,000
'89 Komatsu PC150LC-3 Nice	\$40,000
'85 JD 490D LC Long Stick.....	\$42,000
DIRT ROLLERS	
Bros SPV-7 Dirt Roller 72" Drum	\$12,500
TRACTOR LOADERS	
'92 JD 210C LL OROPS w/Canon Box	\$20,000
'88 Case 480E Cab 2WD 3 Pt.....	\$16,000
MISCELLANEOUS	
35 Ton Low Boy Talbert Detach.....	\$14,000
Finn Straw Blower.....	\$8,000
Burrows Tub Grinder.....	\$4,750
Patchman Portable Crusher, Cummins Dsl.	\$25,000
Rockhound for Skid Steer.....	\$4,500
Erskine 1812 Snow Blower, New, Fits Skid Steer.....	\$3,350



1979 JD 6620 Hydro., 2 WD, 2700 Hrs. Almost Completely Rebuilt, Always Sheded, 215 Flex Head 643 Corn. All in Excellent Cond. Ready to Go
\$30,000 O.B.O.
(908) 782-9718
Reason for Sale Discontinuing Farming

Authorized Parts & Service

Kubota
 Industrial Diesel Engines
 New and Used Parts

YANMAR
 Diesel Engines

Mitsubishi - Satoh Compact Diesel Tractors

Specializing In Complete Service For Skid Loaders and Most Types Of Small Diesel Powered Equipment.

GD Equipment
 385 W. Metzler Rd
 Ephrata, PA 17522
717-859-3533

TRACTORS

MF 1155 w/cab
 MF 298 diesel, 80 hp, good tractor
 MF 1085 diesel, good rubber
 MF 65 diesel, 52hp, good tractor
 MF 50 gas, nice running tractor
 Ferguson 40, gas, nice running, new paint
 MF 35 diesel tractors
 MF 230 gas w/new paint & tires
 MF 135 gas, PS, good tractor
 MF 35 gas, new tires and paint, and power steering
 Ferguson 20 w/engine overhaul
 MF 846 loader, quick-tach

EQUIPMENT

JD 8200 7x18 grain drill, only seeded 150 acres
 NH 489 haybine
 NH 477 haybine **SOLD**
 MF 124 baler, late model
 MF bale thrower to fit 124 baler
 (2) 5' rotary mowers
 MF 7 Dynabalance sickle bar mower
 NH 514 Manure spreader w/tailgate & sides
 Glenco 10 tooth trail chisel plow
 MF 880 hydraulic reset plow, 4x16
 MF 880 spring reset plow, 4x16
 MF 345 3 pt., 3x16 spring reset plow
 4&6 row corn cultivator
 Glenco field cultivator 10 1/2 ft
 Brillion 16' transport packer
 Cultipackers 12', 14' and different sizes
 Used Brillion cultipacker and cultmulcher parts
 (2) Gravity box and gear
 2 & 3 bottom 3 pt plows
 Packer pups
 New gates & hay feeders

NEW ARRIVALS FOR SALVAGE
 2745 1155 1135

MF Tractor parts Dismantling: 20, 30, 35, 40, 50, 65, 85, 90, 135, 150, 165, 175, 178, 180, 265, 283, 285, 399 4WD, 1080, 1085, 1100, 1130, 1105, 1135, 1150, 1155, 2805, 3680, MH 22, 44

NOLT'S EQUIPMENT
 403 Centerville Rd Newville PA 17241
 off 81 ext 11, 2 miles N on 233
(717) 776-6242 No Sunday Calls
 No Out-Of-State Personal Checks We Ship UPS


SMITH FARM EQUIPMENT
 30 Acker Road
 Newport, Pa.
 Perry County
717-567-3562

IH 666 ROPS & Canopy

IH 886 Cab
 Farmall C
 Farmall H
 Farmall Cub & Equip.
 Farmall 200
 Farmall 350 Dsl
 Farmall 706D NFE
 Case 1130D 4x4 w/ L108 Loader
 Oliver 70
 Pequea 710 Tedder
 NH 553 Skid Loader
 NH 555 Skid Loader
 NH 1537 Skid Loader
 IH #8 Flail Chopper
 IH 715D Combine
 Gleaner M2 Combine
 NH 851 Round Baler
 NH 855 Round Baler
 IH 440 Baler w/Kicker
 NH 40 Blower
 NH 680 Manure Spreader
 NH 795 Manure Spreader
 IH 315 Cultmulcher
 Pequea Trailers
 PTO Generators

New Holland Natural Fiber Twine -- Your Natural Choice For Round Or Square Balers

- Uniform thickness- no thicks or thins
- Entirely biodegradable
- Treated for mildew resistance
- Consistent tensile/knot strength



■ A bale of New Holland natural twine always contains the exact footage shown on the label. This isn't the case with other brands. For instance, a bale of twine labeled 7,200 feet by another manufacturer may actually contain only 6,800 feet. This kind of inaccuracy could make a big difference in your production costs. And, in your profits.

Feet Per Bale	Knot Strength	Gross Weight (Lbs.)	End Use Application	Sale Price!
7,200*	160	40	Square Bale	\$20.79 per bale
9,000*	130	40	Square Bale	\$20.79 per bale
10,000*	115	40	Square Bale	\$20.79 per bale
16,000*	180	40	Round Bale	\$22.80 per bale

(tensile strength)

What's the importance of the terms tensile strength and knot strength?
 Tensile strength refers to the amount of resistance twine provides before breaking. But it's also important to consider a twine's strength. That's because when twine is tied into a knot, its strength is reduced by almost 60%.

New Holland natural twine has enhanced knot strength because we use only specially selected high tensile strength fibers to provide you with the best possible knot strength. New Holland twine comes from Brazilian plantations where the leaves are hand selected and cut from the hardy sisal plant. We harvest only the mature leaves at the bottom of the plant because of their longer, and much stronger fibers. This kind of careful attention continues through the entire twine-producing process. In fact, there are a series of progressive quality controls through the various production stages to ensure twine uniformity and high tensile strength.

ABC Groff
 New Holland, PA
1-800-346-8319

Hours:
 M-F 7:30-5
 Sat. 7:30-12
NEW HOLLAND

Hay Days!



Join Us at Our Special Hay Days Celebration!

Fun! Refreshments!
Discover the world's finest line of hay equipment ... the Vermeer One-Man Hay System.

- Giant Round Hay Balers
- High-Moisture Silage Balers
- Silage Bale Wrappers
- Hydraulic Twin Rake Rakes
- Hydraulic-Fold Wheel Rakes
- Disc-Style "Gator" Mowers & Mower Conditioners
- PTO-Powered Brush Chippers
- Bale Movers, Feeders, Processors

PLACE: FRY'S FARM
 (east of Lycoming Mall)

DAY: FRI, JUNE 28th
 (morning)

For More Information:
GLENN BEIDLER • 800-774-0796

Ask About Vermeer Credit One Financing

