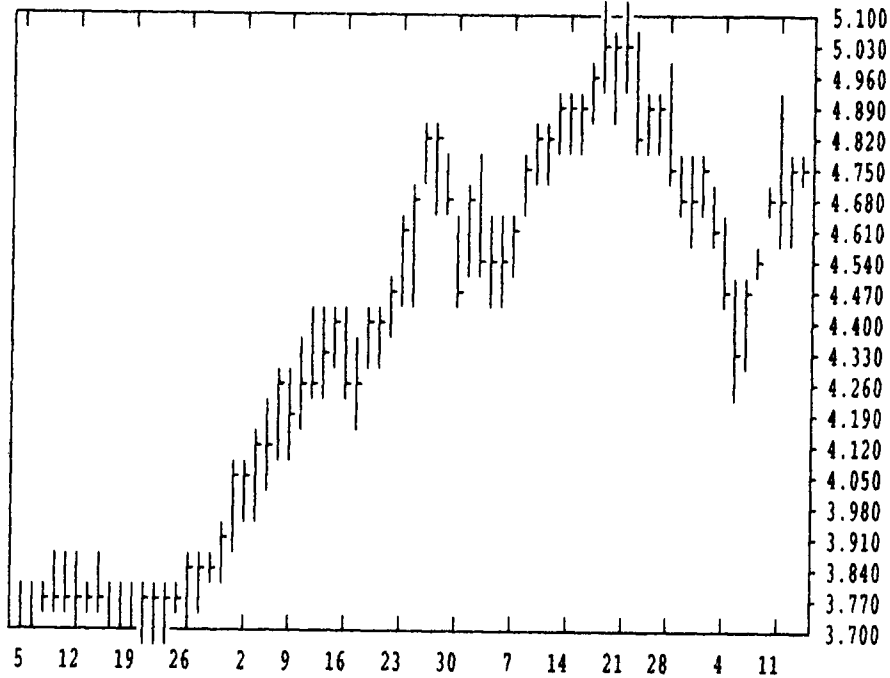


GRAIN, CATTLE AND HOG FUTURES MARKETS

(Closing bids: Thursday, June 10, 1996)

DTN GRAINS 18 CORN JUL 96 CONTRACT HIGH: 5.134 LOW: 2.540

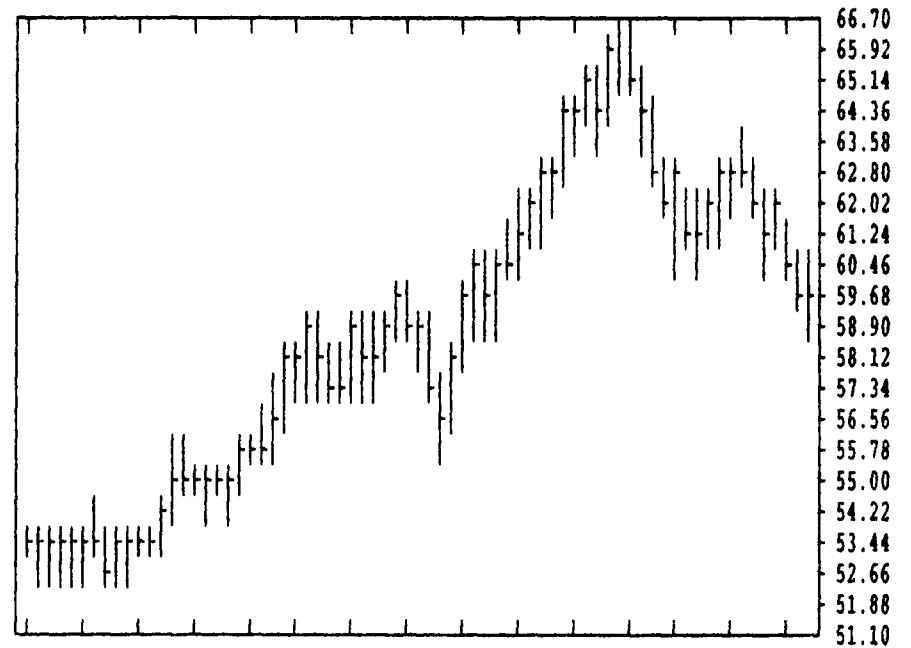


	Past Week's (6/3-6/7)			May's		Current	
	High	Low	Close	High	Low	Support	Resistance
NEARBY WHEAT	522.00	486.00	502.25	690.00	519.00	474.50	672.50
SEP WHEAT	525.00	489.00	507.5	611.00	521.00	489.00	563.00
NEARBY KCWHT	584.00	550.00	576.00	715.00	574.00	514.75	647.00
SEP KCWHT	577.5	543.5	568.00	670.00	567.00	530.75	608.50
NEARBY MGBWT	575.00	537.00	569.5	732.00	569.00	517.50	634.50
NEARBY CORN	473.00	429.25	459.00	536.0	462.50	407.00	536.00
SEP CORN	394.00	370.00	393.00	439.00	364.00	370.00	412.50
DEC CORN	354.5	332.5	352.75	370.5	326.00	335.25	370.50
NEARBY OATS	229.5	205.5	225.5	281.5	209.00	191.00	256.75
NEARBY BRANS	783.00	756.5	775.5	827.00	771.5	754.50	812.50
AUG BRANS	777.00	754.00	770.75	833.00	771.5	723.00	810.25
NOV BRANS	744.00	722.5	742.25	799.00	746.00	715.00	755-783.00
NEARBY MEAL	239.5	232.6	238.1	253.00	235.9	219-232.60	261.90
NEARBY BNOIL	26.35	25.50	26.18	28.23	26.30	24.01	28.20
NEARBY LIVCT	63.65	61.50	63.10	62.00	56.75	54.00	74.75
AUG LIVCT	65.70	64.275	65.375	64.575	59.20	61.20-64.00	???
NEARBY PRDCT	60.95	58.35	59.375	58.55	50.25	55.30	61.90
NEARBY LIVHG	63.40	61.00	61.50	66.725	59.20	57.25	66.725
JUL LIVHG	59.80	57.675	58.675	62.25	56.55	56.975	62.25
NEARBY PKBLS	85.75	78.15	83.70	94.35	78.80	73-78.00	86.50-94.3
NEARBY COTTN	82.70	79.20	81.95	87.50	77.55	72.50	85.75
OCT COTTN	80.25	78.25	78.60	86.50	78.05	72.75	80.95

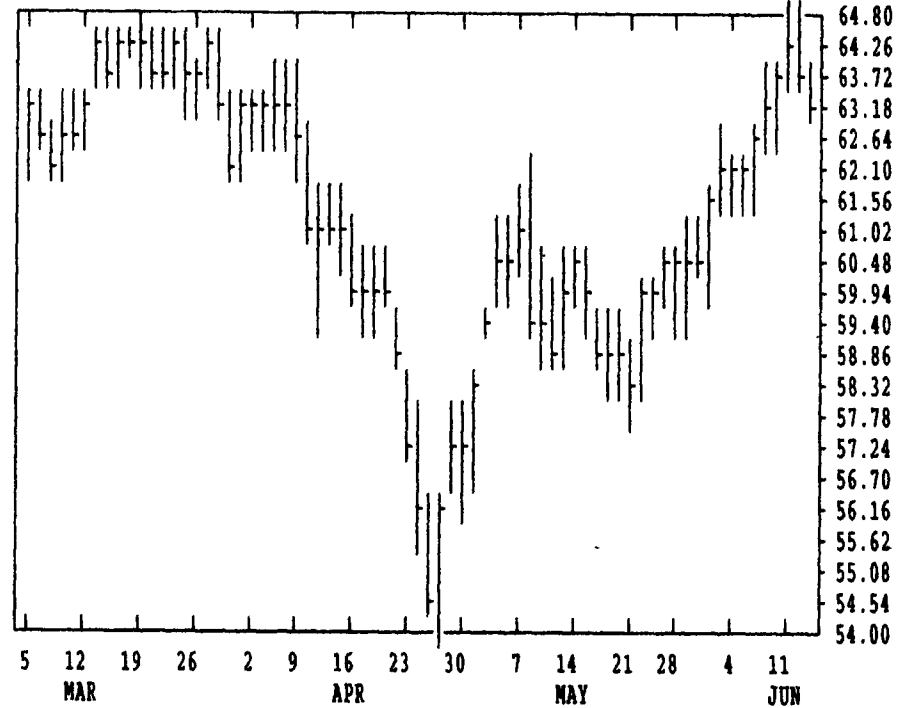
CORN				CHICAGO WHEAT				K.C. WHEAT				
	HIGH	LOW	LAST CHG		HIGH	LOW	LAST CHG		HIGH	LOW	LAST CHG	
JLY	4800	4744	4766* -6	JLY	5070	4880	5046*+102	JLY	5880	5700	5860* +96	
SEP	4030	3934	3966* -82	SEP	5110	4940	5094*+102	SEP	5744	5580	5694* +46	
DEC	3550	3494	3516* -32	DEC	5210	5034	5204*+114	DEC	5740	5570	5700* +50	
MAR	3600	3550	3570* -36	MAR	5220	5060	5184* +72	MAR	5630	5520	5590* +30	
MAY	3620	3580	3580* -30	MAY	4840	4830	4830* +30	MAY	5150	5150	5150* 0	
JLY	3604	3570	3570* -34	JLY	4420	4340	4390* +14	MINN WHEAT				
SEP	3160	3124	3150* +10	OATS				JLY	5790	5560	5750* +94	
DEC	2980	2940	2972* +22	JLY	2310	2190	2310*+100	SEP	5450	5290	5404* +46	
MAR					SEP	2104	2044	2092* +2	DEC	5480	5314	5410* +24
				DEC	2100	2044	2084* -2	MAR	5484	5390	5430* +20	
				MAR	2124	2100	2124* -10	MAY	5250	5250	5250* 0	
				SOYBRAN MEAL				SOYBRAN OIL				
JLY	7764	7660	7690* -24	JLY	2355	2331	2349* +10	JLY	2675	2575	2577* -28	
AUG	7700	7610	7646* -6	AUG	2352	2328	2344* +5	AUG	2695	2594	2596* -27	
SEP	7480	7400	7456* +12	SEP	2337	2317	2331* +8	SEP	2653	2613	2616* -26	
NOV	7370	7260	7360* +32	OCT	2296	2267	2296* +14	OCT	2665	2625	2629* -26	
JAN	7424	7330	7420* +32	DEC	2295	2260	2294* +17	DEC	2693	2651	2655* -25	
MAR	7480	7404	7480* +34	JAN	2290	2268	2289* +9	JAN	2695	2658	2658* -27	
MAY	7514	7420	7514* +30	MAR	2300	2285	2300* +15	MAR	2685	2670	2673* -22	
JLY	7514	7434	7490* +4	MAY	2283	2270	2283* +13	MAY	2725	2680	2683* -27	
AUG												
NOV	6890	6850	6874* -10									

LIVE CATTLE				FEEDER CATTLE				LIVE HOGS			
	HIGH	LOW	LAST CHG		HIGH	LOW	LAST CHG		HIGH	LOW	LAST CHG
JUN	6390	6332	6340* -27	AUG	6100	6015	6050* -35	JUN	6047	5947	6012* +27
AUG	6617	6555	6575* -35	SEP	6050	5970	6022* -10	JLY	5785	5627	5700* -42
OCT	6725	6670	6705* -7	OCT	6090	6032	6067* 0	AUG	5527	5370	5435* -62
DEC	6505	6467	6485* -7	NOV	6240	6180	6215* -12	OCT	5047	4910	4967* -85
FEB	6390	6365	6382* -7	JAN	6355	6320	6325* 0	DEC	5342	5200	5247* -90
APR	6665	6640	6662* -10	MAR	6325	6290	6310* +10	FEB	7505	7380	7435* -57
JUN	6580	6535	6557* -12	APR	6315	6290	6300* +5	APR	7175	7080	7117* -47
AUG	6560	6530	6530* -30	MAY	6300	6280	6287* +7	JUN	7585	7495	7550* -15
				CANADIAN DOLLAR				PORK BELLIES			
JUN	7985	7913	7978* +62	JUN	7310	7303	7305* -12	JLY	7780	7675	7675* -200
SEP	8045	7971	8035* +63	SEP	7323	7315	7317* -12	AUG	7475	7382	7382* -200
DEC	8102	8095	8098* +63	DEC	7331	7322	7327* -13	FEB	8055	7850	7850* -200

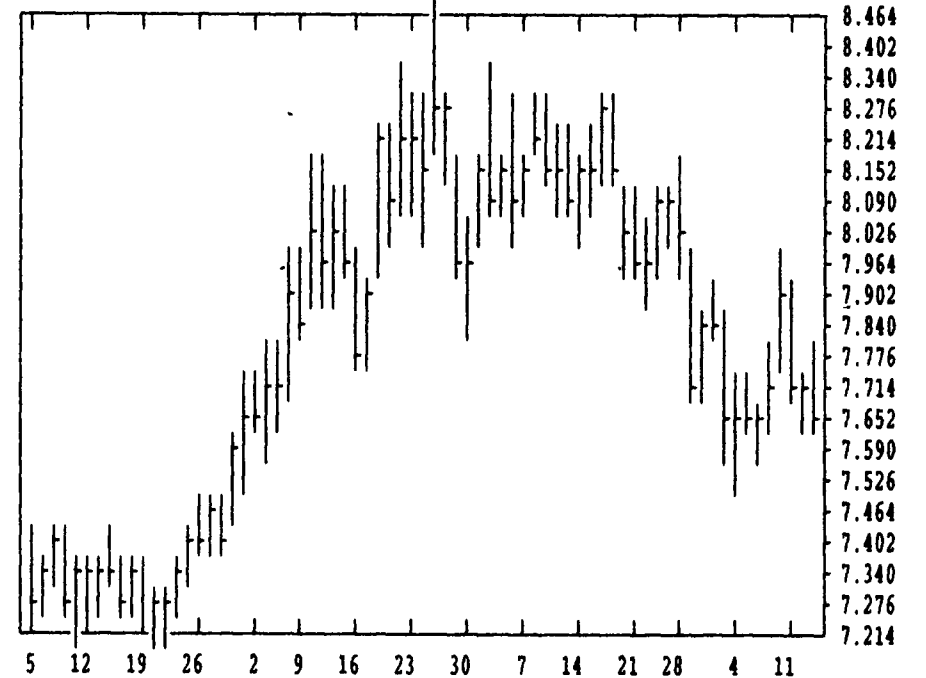
DTN LIVESTOCK 18 LIVE/LEAN HOGS JUN 96 CONTRACT HIGH: 66.72 LOW: 45.20



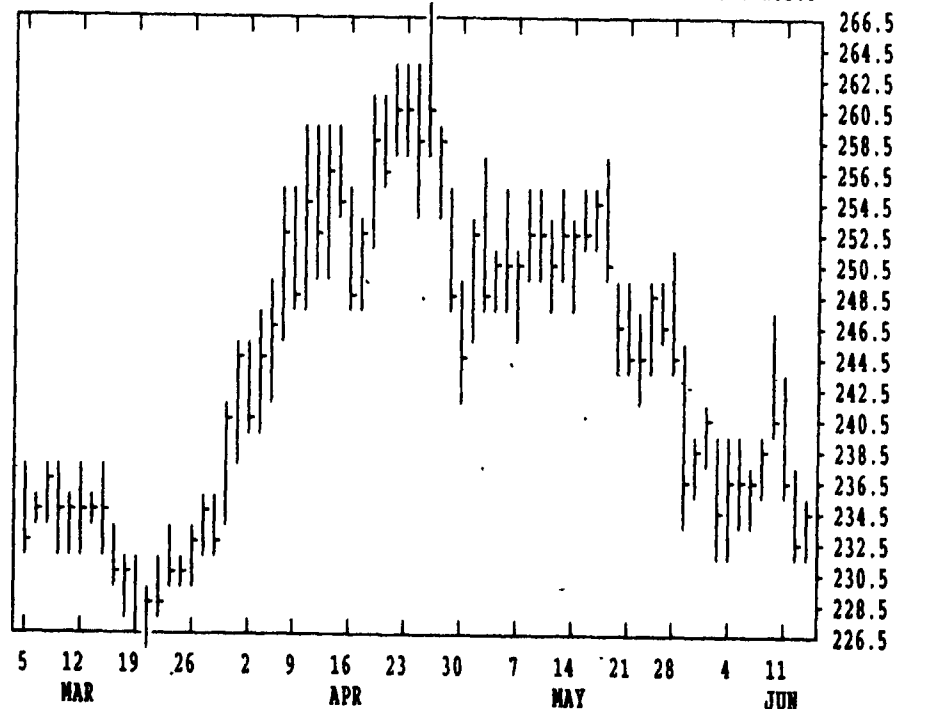
DTN LIVESTOCK 19 CATTLE, LIVE JUN 96 CONTRACT HIGH: 64.80 LOW: 54.00



DTN GRAINS 23 SOYBEANS JUL 96 CONTRACT HIGH: 8.470 LOW: 5.994



DTN GRAINS 25 SOYBRAN MEAL JUL 96 CONTRACT HIGH: 266.4 LOW: 183.0



Editor's Note: Starting with the February, 1997 Hog Futures Contract, the price reflects dressed prices rather than live prices. For more information contact your local futures contract broker.