

# Get In the 'Moo-d'

(Continued from Page B18)

## STRAWBERRIES

- 1½ cups finely chopped walnuts
  - 1½ cups shredded coconut
  - 9-ounces red Jell-O
  - 14-ounce can sweetened condensed milk
  - 1 teaspoon vanilla
  - 4-ounces slivered almonds
  - ½ cup water
- Mix together nuts, coconut, and

gelatin powder. Add milk and vanilla. Stir until well mixed. Chill.

Pour water into a small bowl; color green with food coloring. Add almonds and mix until almonds are a deep green color. Dry on paper towels.

Shape chilled gelatin mixture into strawberries, using about 1 teaspoon for each. Roll in red sugar and dip ends in green sugar. Use the almond slivers for stems.



Mary Barmont Haubrick

## MOTHER'S YEAST ROLLS

- 3 cups milk
- ¾ cup sugar
- 2 teaspoons salt
- 4 large rounded tablespoons shortening, softened
- 2 tablespoons yeast
- 3-4 cups flour

Scald milk, add to sugar and cool to lukewarm. Add the yeast and let dissolve. Add flour, shortening and salt. Stir until well mixed. Add enough flour to make a soft dough. Note: sometimes I use 4 cups whole wheat flour and the remainder white bread flour for whole wheat rolls.

Cover—let rise until doubled, punch down, and let rise again. Can be shaped in pans as dinner rolls. My mother shaped the dough the size of large hamburger rolls and baked on cookie sheets. Bake at 375-400 degrees for about 20 minutes.

*This recipe originated with my*

mother, Lillian Laidig Barmont, who went home to the Lord in 1973. She rarely used measuring cups and spoons when mixing the ingredients for bread, but relied on her experience and marvelous instinct to know when the mixture was "just right." Her baking was done in a large, homey farmhouse kitchen using a wood-fired "Home Comfort" cook stove. The oven temperature had to be regulated by the careful firing of the woodstove and use of the oven drafts.

*I bake these rolls for my family now, but somehow they never taste as good as the rolls my mother made.*

Mary Barmont Haubrick

McConnellsburg

## NIPPY CHEESE DIP

- 8-ounces cream cheese
- 5-ounce jar sharp cheese
- ¼ teaspoon Worcestershire sauce
- 4 tablespoons Dijon mustard
- ½ cup mayonnaise

Have cheese at room temperature. Combine ingredients and beat until smooth. Chill until ready to serve. Makes 2 cups of dip.

Variations: Top with crumbled bacon or add ½ teaspoon Italian Seasoning or add 1 tablespoon dried chives.

*My extended family includes a group of close friends. When we get together, we like to sample different appetizers, snacks, and dips. Usually we each make a different one. Nippy Cheese Dip is great when served with several kinds of crackers.*

Brenda Nuss  
Catawissa

## RHUBARB FOOL

- 1 cinnamon stick
- 3 whole cloves
- 2-inch long strip lemon zest peel
- 2¼ pounds rhubarb, chopped into half-inch pieces

- 1¼ cups sugar
- 2 cups nonfat vanilla yogurt
- ½ cup whipping cream

Tie together cinnamon stick, cloves, and lemon zest in a cheesecloth bag. In large saucepan, combine rhubarb, sugar, and spice bag. Bring to boil and cook stirring occasionally, 6-8 minutes (should look like applesauce). Discard spice bag and chill mixture until cold.

Thicken yogurt by filtering through coffee filter until half cup liquid drains (takes about one hour so place in refrigerator while draining).

Place thickened yogurt in medium size bowl. Add rhubarb and mix together lightly leaving some swirls. Whip cream in a chilled bowl and swirl into the fool. Cover and refrigerate until ready to serve. Makes 8 servings with 5 g fat in each.

*This is one of my favorite springtime recipes.*

*I live in New York with my husband Mike, but grew up on a dairy farm near Patton.*

*My brothers, Marty and Dave, continue to work on the farm. Although the dairy is no longer there, I love going back to visit especially in the summer when my nieces and nephews are out of school.*

Jacqueline Schiffer  
Olivebridge, N.Y.

(Turn to Page B24)




The Buhl sisters Emily, 2, and Elisabeth, 4, feed their pet goat, Binger.

Our farm is Greene-Summit Farm in Erie County. My husband Ernie milks 50 cows and we raise corn, alfalfa, clover, and grass hay. I scout crops part time and do mending, alterations, and other sewing.

We have two beautiful daughters. Betsy just turned five and will be starting school at home in the fall. Emily will be three in July. They both enjoy living on a farm very much. They have many pets that they take care of: two rabbits, five ducks, a goat, two dogs, and many cats and kittens. They also are active gardeners and sell gourds and Indian corn in the fall.

We are very thankful for the many things, like responsibility and love for God's creation, that they are learning by growing up on a farm.

Janice Buhl  
Erie



**A LESSON WELL LEARNED... LANCASTER FARMING'S CLASSIFIED ADS GET RESULTS!**

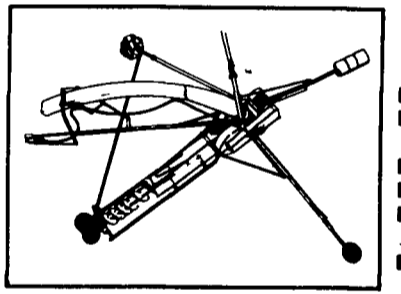
0% - 12 Mos.  
4.9% - 24 Mos. OR  
7.9% - 36 Mos.

5 Months  
Waiver Of  
Financial

**...Now Available On Most Badger Equipment!**



EMPLOYEE-OWNED. QUALITY DRIVEN.



## Pack Drive Silo Unloader Badger Frost Busters!

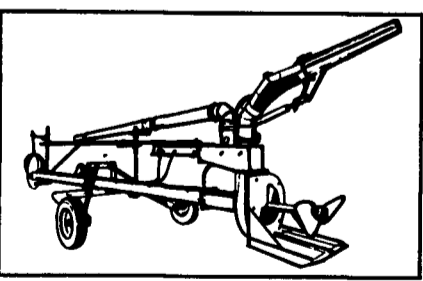

- Center-mounted blower allows for further travel between doors
- Simple, trouble-free collector ring designed for greater ease of service
- Quick installation and low cost, the ideal replacement unit
- High strength, extra-heavy angle iron frame
- Rugged 10" auger with double flighting on outer end, equipped with heat treated Zinc Dichromated knives
- Heavy-duty chipper sheel shaves silo wall clean



## See Your Local Badger Dealer

- HONESDALE SPREADING SERVICE INC.**  
505 Cliff St.  
Honesdale, PA 18431  
(717) 253-2410
- CHIDESTER FARMS**  
RD 2, Box 75  
Kingsley, PA 18826  
(717) 289-4260
- MELVIN G. MILLER**  
RT 2, Spring Mills, PA 16875  
(814) 422-8279
- PIKEVILLE EQUIPMENT INC.**  
RT 2, Oley, PA 19547  
(215) 987-6277

## Badger Liquid Manure Pumps, Spreader Tanks and Box Spreaders



## Badger BN185 Souper Trail Pump/Agitator

- Up to 26,000 GPM agitation capacity
- Standard 28 foot length extendable to 38 feet for really big lagoons
- Choice of cutter blade or propeller options to match biggest agitation needs
- Exclusive internal shear bar chops even straw-laden manure
- Semi-cupped impeller paddles for high capacity pumping

## Badger Forage Boxes... Built for the Long Haul!




- High-strength alloy steel undercarriage
- 23-1/2" wide high-speed cross conveyor
- Model BN1055 available with heavy-duty corrugated steel roof
- Lifetime warranty on sides and deck

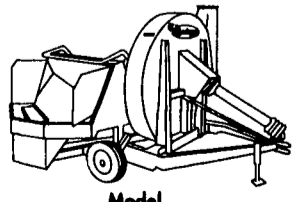
## NEW... From



Ask Your Dealer About The All New **BN 104 PUMP**



## NEW



**Badger Forage Boxes & Running Gear... The Right Combination For Your Farm!**

## Badger Blowers Beat Bottlenecks

- Designed for plug-proof operation.
- Unload wagons faster, fill silos more efficiently.
- Choose from Model BN2054 or New Model BN2060, for bigger silos.
- Rugged, heavy-duty construction.
- Adjustable shear bar prevents hair pinning, carry-over and power loss.
- All material goes up the pipe in the air stream.
- Flexible wind guards minimize spillage.

- SHOW EASE STALL CO.**  
573 Willow Rd.  
Lancaster, PA 17601  
(717) 299-2536
- DEERFIELD AG & TURF CENTER, INC.**  
RD 2, Box 212  
Watsonstown, PA 17777  
(717) 538-3557
- HEFLIN SALES & SERVICE**  
12312 Oak Hill Rd.  
Woodsboro, MD 21798  
(301) 898-3233
- CHAMBERSBURG FARM SERVICE**  
975 S. Main St.  
Chambersburg, PA 17201  
(717) 264-3533
- SOMERSET BARN EQ.**  
R.D. #5  
Somerset, PA 15501  
(814) 445-5555
- McMILLEN BROS.**  
RD 1 Box 134  
Loysville, PA 17047  
(717) 789-3961
- HESS' EQUIPMENT Sales & Service**  
RR 3, Millinburg, PA 17844  
(717) 966-2720  
966-1998