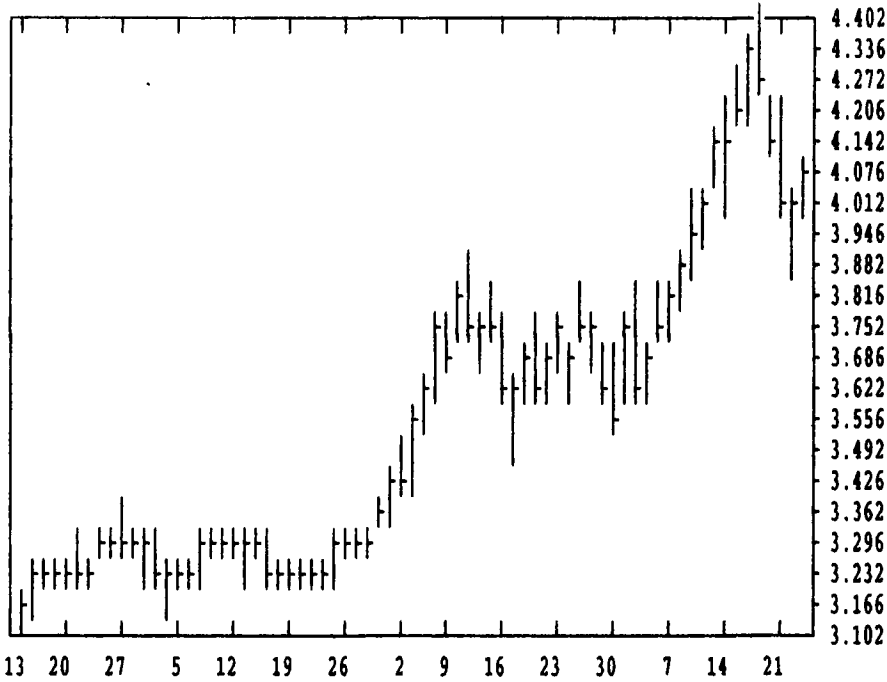


GRAIN, CATTLE AND HOG FUTURES MARKETS

(Closing bids: Thursday, May 23, 1996)

DTN GRAINS 18 CORN SEP 96 CONTRACT HIGH: 4.390 LOW: 2.600

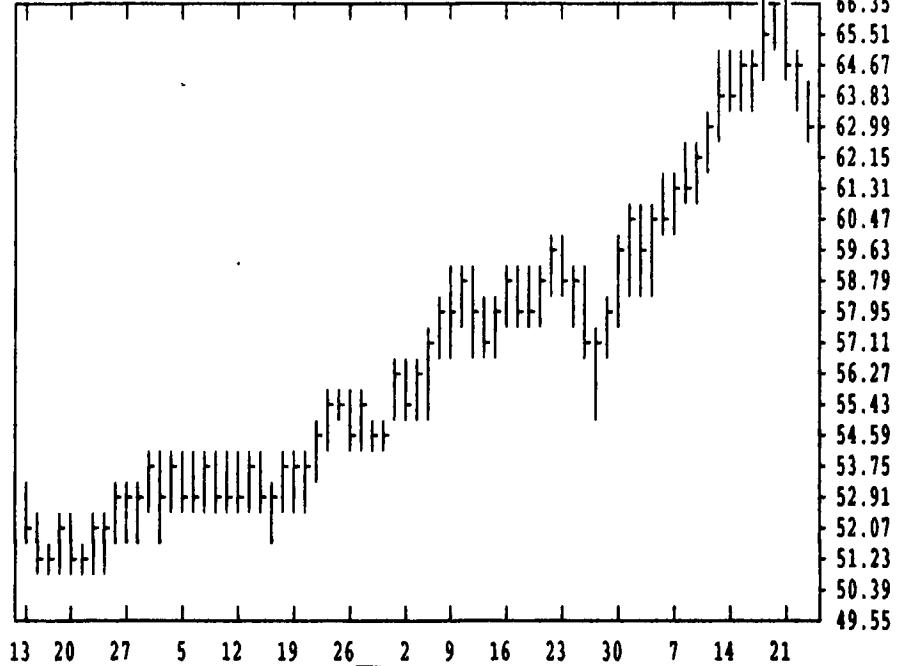


DTN FUTURES	14 05/23/96	TECHNICAL POINTS					SLOW STOCHASTIC						
		CONTRACT	CLOSE	4-DAY	9-DAY	18-DAY	45-DAY	9DAY	14DAY	30DAY	%K	%D	%K
WHEAT	JUL	559.50	570.87	578.22	577.36	546.28	39.8	46.9	54.2	14	31	28	38
WHEAT	SEP	559.50	568.81	574.94	572.92	545.15	41.5	47.8	52.7	12	28	28	37
KCWHT	JUL	642.25	652.81	653.83	651.36	597.27	46.9	52.9	59.0	36	57	45	54
KCWHT	SEP	631.00	637.37	638.47	635.74	587.88	48.9	53.9	57.0	35	51	50	57
MNWHT	JUL	633.25	639.50	640.97	634.96	581.77	50.5	55.9	60.9	27	47	55	63
CORN	JUL	493.25	496.00	495.00	480.14	446.66	59.1	62.2	65.2	35	52	79	88
CORN	SEP	411.00	409.12	417.39	398.74	374.68	56.8	59.6	62.0	26	29	69	83
CORN	DEC	354.75	347.37	353.56	344.81	334.83	58.5	58.3	56.1	26	19	60	76
OATS	JUL	231.75	233.25	244.08	250.85	246.43	35.5	40.3	46.6	10	7	6	17
BEANS	JUL	808.00	802.31	811.56	812.87	795.98	48.4	50.7	54.3	21	21	35	46
BEANS	AUG	807.75	802.12	811.22	812.01	795.56	48.5	51.0	54.6	22	20	36	47
BEANS	NOV	775.00	770.25	780.03	780.07	770.06	47.0	49.4	52.6	23	22	35	48
MEAL	JUL	248.20	246.75	250.21	250.42	249.02	44.0	46.8	51.4	18	17	21	32
OIL	JUL	27.09	26.82	27.15	27.50	26.82	46.5	49.5	53.8	32	28	21	31

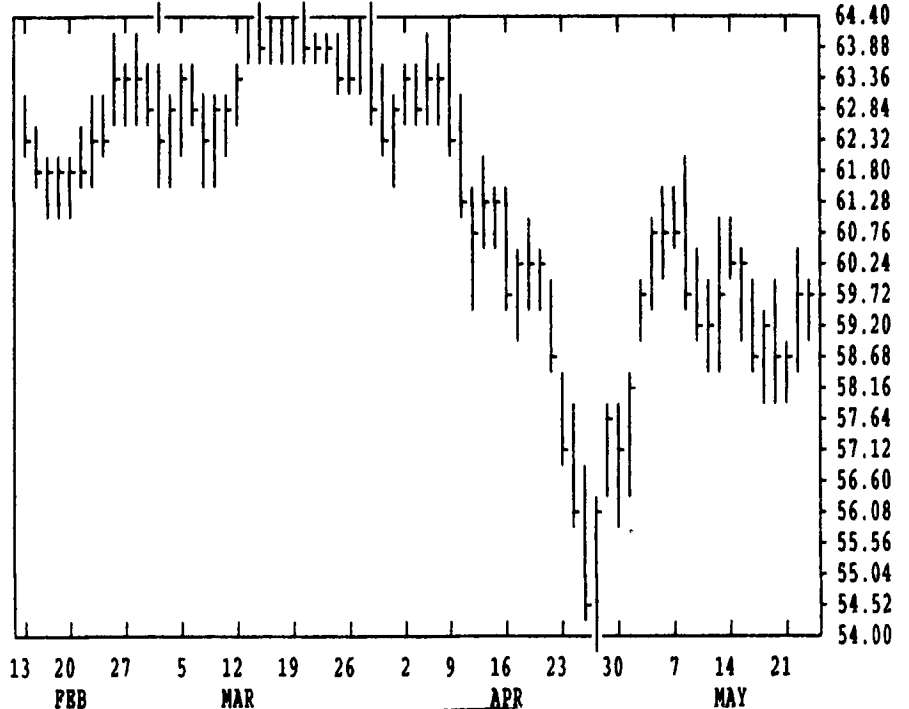
CORN				CHICAGO WHEAT				K.C. WHEAT			
JULY	SEP	DEC	MAR	JULY	SEP	DEC	MAR	JULY	SEP	DEC	MAR
4940	4114	3550	3600	5650	5650	5730	5690	6500	6360	6320	6220
4830	4000	3460	3520	5554	5550	5630	5610	6380	6260	6210	6130
4932*	4110*	3546*	3596*	5594*	5594*	5684*	5660*	6422*	6310*	6270*	6170*
+66	+100	+114	+114	-32	-14	+4	+60	-56	-24	-14	-10
3610	3610	3610	3610	5160	5080	5160	5160	5700	5580	5620	5620
+110	+110	+110	+110	+60	+60	+60	+60	+60	+60	+60	+60
3100	3100	3100	3100	4450	4450	4470	4470	6420	6310	6332*	6332*
+10	+10	+10	+10	+20	+20	+20	+20	-34	-34	-34	-34
2964	2964	2964	2964	2270	2270	2316*	2316*	6110	6010	6070*	6070*
+12	+12	+12	+12	+36	+36	+36	+36	+36	+36	+36	+36
2214	2214	2214	2214	2164	2164	2194*	2194*	6040	5920	5986*	5986*
+26	+26	+26	+26	+26	+26	+26	+26	+26	+26	+26	+26
2234	2234	2234	2234	2234	2234	2234*	2234*	5900	5900	5900*	5900*
+30	+30	+30	+30	+30	+30	+30	+30	0	0	0	0

LIVE CATTLE				FEEDER CATTLE				LIVE HOGS			
JUN	AUG	OCT	DEC	JUN	AUG	OCT	DEC	JUN	AUG	OCT	DEC
5995	6295	6497	6280	5660	5685	5795	5970	6440	5625	5130	5340
5932	6240	6445	6240	5575	5610	5730	5915	6297	5495	4980	5210
5987*	6262*	6457*	6242*	5605*	5617*	5750*	5945*	6297*	5507*	5035*	5245*
-2	-32	-22	-20	-50	-62	-37	-27	-117	-137	-95	-112
6215	6525	6375	6375	6070	6055	6035	6037*	7315	7210	7260*	7260*
+2	+10	+10	+10	-7	-7	-7	-7	-90	-110	-110	-110
6397	6397	6397	6397	6025*	6025*	6025*	6025*	7555	7425	7435*	7435*
+30	+30	+30	+30	-120	-120	-120	-120	-120	-120	-120	-120

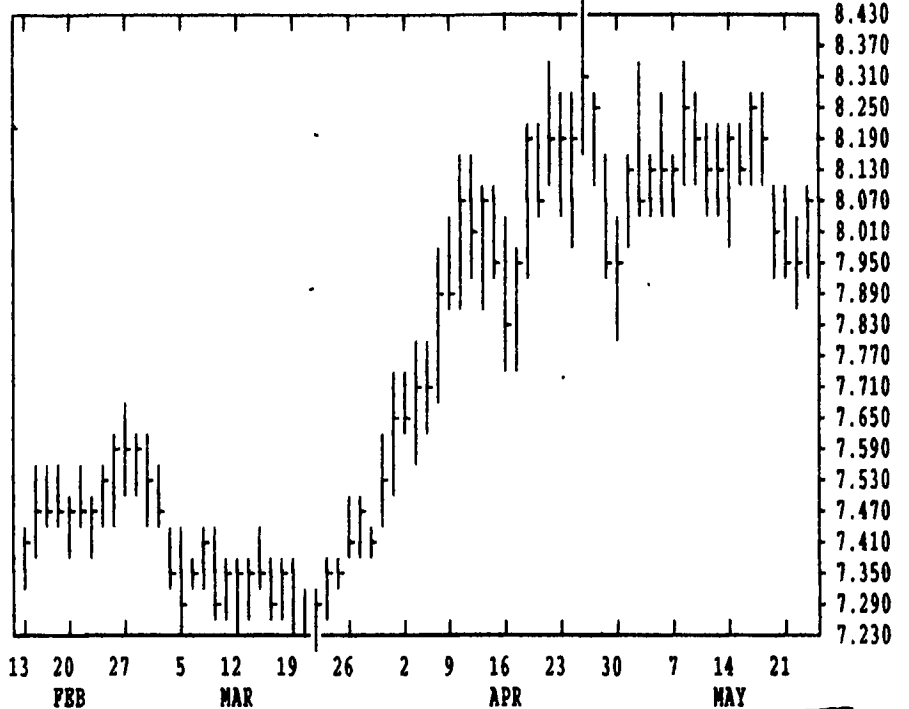
SWISS FRANC				CANADIAN DOLLAR				PORK BELLIES			
JUN	SEP	DEC	JUN	SEP	DEC	JUN	SEP	JUN	SEP	DEC	JUN
7936	7996	8060	7303	7315	7328	9180	8810	9180	8870	9050*	9050*
7896	7967	8035	7265	7282	7290	8512	8512	8512	8622*	8622*	8622*
+15	+15	+15	-10	-10	-10	+35	+35	+35	-5	-5	-5
15134	15118	15100	8868	8856	8868	7595	7595	7595	7595*	7595*	7595*
15096	15070	15070	8860	8848	8854d	7820	7820	7820	-200	-200	-200
+46	+48	+48	+6	+3	+3	0	0	0	0	0	0
68320	68890	69500	67510	68890	68690	6506	6506	6477	6492*	6492*	6492*
-245	-250	-245	-245	-250	-245	+3	+3	+3	+3	+3	+3
68320	68890	69500	67510	68890	68690	6506	6506	6477	6492*	6492*	6492*
-245	-250	-245	-245	-250	-245	+3	+3	+3	+3	+3	+3
68320	68890	69500	67510	68890	68690	6506	6506	6477	6492*	6492*	6492*
-245	-250	-245	-245	-250	-245	+3	+3	+3	+3	+3	+3



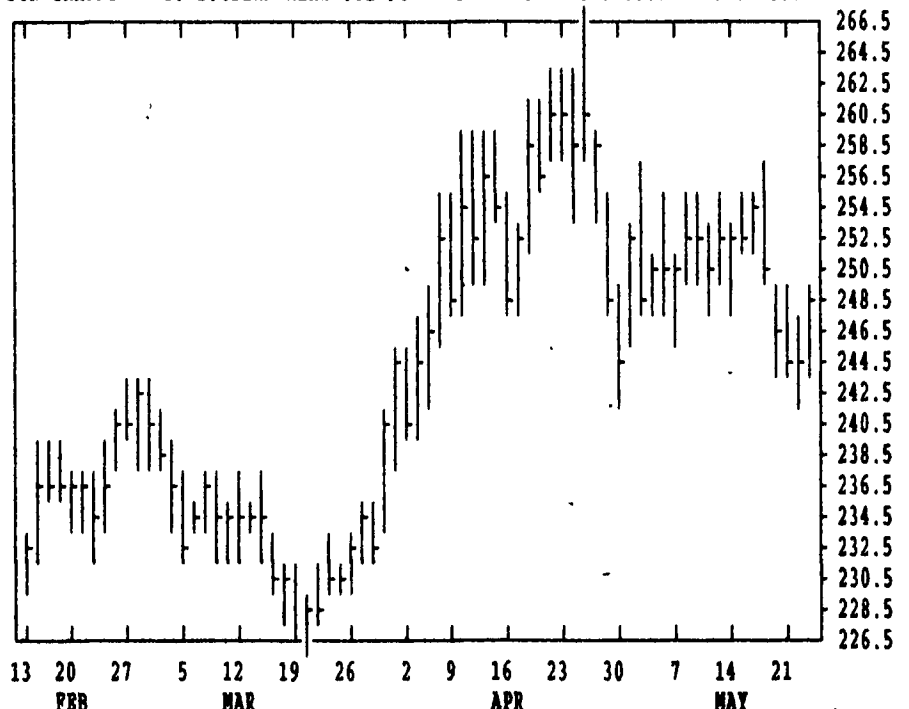
DTN LIVESTOCK 19 CATTLE, LIVE JUN 96 CONTRACT HIGH: 64.60 LOW: 54.00



DTN GRAINS 23 SOYBEANS AUG 96 CONTRACT HIGH: 8.450 LOW: 6.260



DTN GRAINS 25 SOYBEAN MEAL JUL 96 CONTRACT HIGH: 266.4 LOW: 183.0



Editor's Note: Starting with the February, 1997 Hog Futures Contract, the price reflects dressed prices rather than live prices. For more information contact your local futures contract broker.