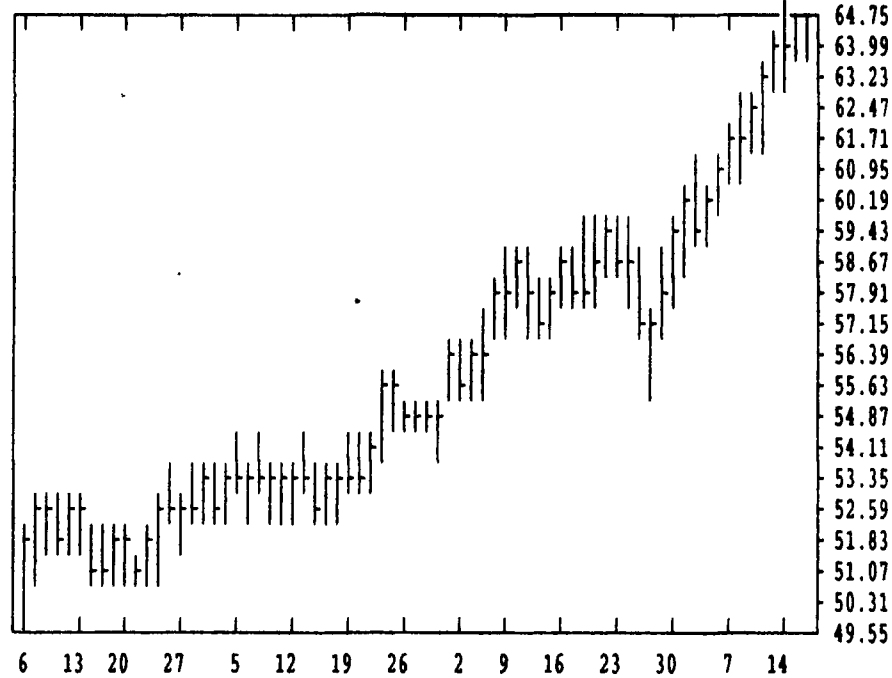
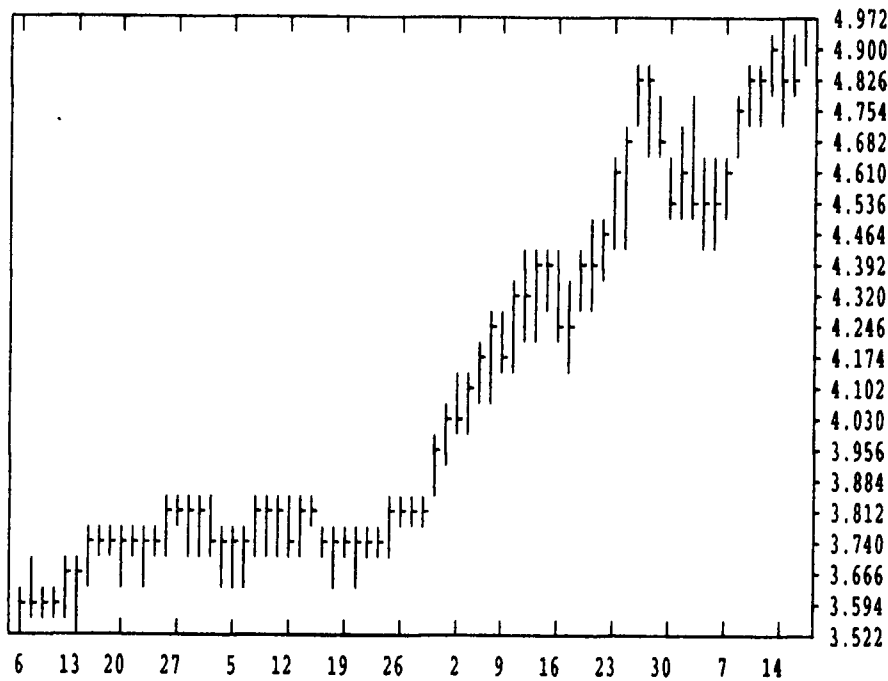


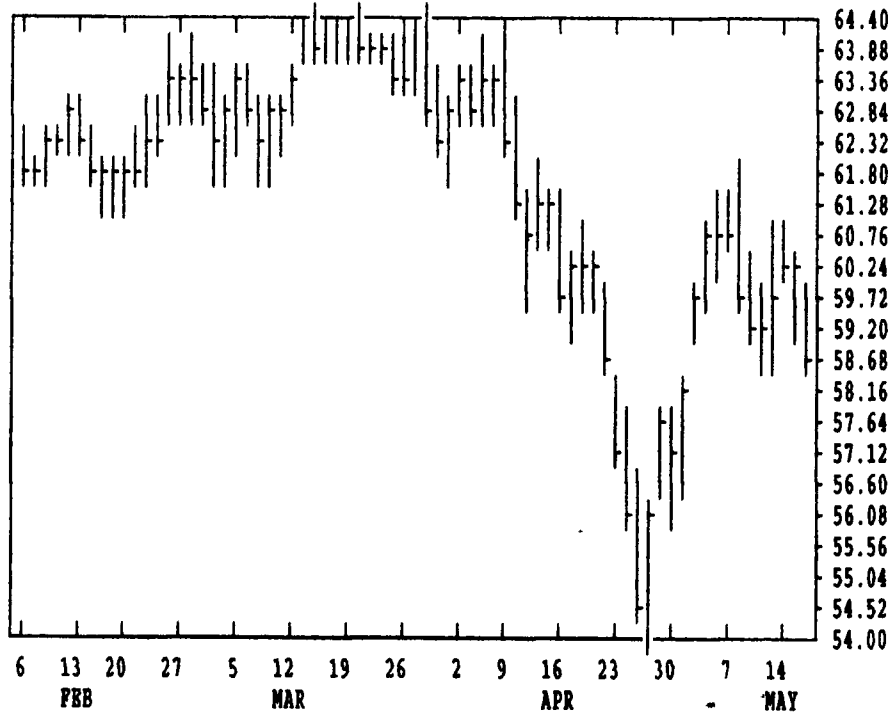
GRAIN, CATTLE AND HOG FUTURES MARKETS

(Closing bids: Thursday, May 16, 1996)

DTN GRAINS 18 CORN JUL 96 CONTRACT HIGH: 4.994 LOW: 2.540



DTN LIVESTOCK 19 CATTLE, LIVE JUN 96 CONTRACT HIGH: 64.60 LOW: 54.00



DTN FUTURES 14 05/16/96		TECHNICAL POINTS				SLOW STOCHASTIC						
PRICES ARE DECIMAL		MOVING AVERAGES				RSI'S						
CONTRACT	CLOSE	4-DAY	9-DAY	18-DAY	45-DAY	9DAY	14DAY	30DAY	%K	%D	%K	%D
WHEAT MAY	670.00	665.50	656.14	658.87	579.36	61.3	61.7	61.2	90	82	63	64
WHEAT JUL	578.00	582.87	580.78	588.44	531.91	50.5	54.3	58.5	28	40	49	55
KCWHT MAY	671.00	678.00	679.67	684.75	601.30	50.9	56.0	61.0	18	37	60	66
KCWHT JUL	644.25	653.37	656.28	655.21	576.88	50.5	55.9	61.0	24	37	68	76
MNWHT MAY	680.00	688.50	687.67	673.06	586.53	55.7	59.7	63.1	14	39	80	85
CORN MAY	517.25	509.44	501.14	491.90	448.68	66.5	66.3	66.9	58	70	90	88
CORN JUL	499.50	491.62	480.50	473.25	433.09	73.2	71.3	70.1	80	84	94	90
CORN DEC	366.25	357.75	347.94	339.49	330.82	78.1	71.4	60.9	96	96	98	86
OATS MAY	247.00	251.62	252.61	258.75	244.72	44.1	47.7	51.3	9	32	38	45
BEANS MAY	822.50	811.75	810.94	808.71	779.61	63.0	61.2	60.0	69	48	57	58
BEANS JUL	828.75	819.00	818.36	816.65	787.65	61.8	60.5	59.9	67	50	56	57
BEANS NOV	792.75	788.81	785.06	783.03	764.45	60.3	58.7	56.8	81	66	59	54
MEAL MAY	252.00	249.90	248.77	249.26	243.56	60.2	57.6	56.7	88	82	47	43
BNOIL MAY	27.25	27.10	27.36	27.21	26.22	53.8	56.9	58.8	39	26	52	64

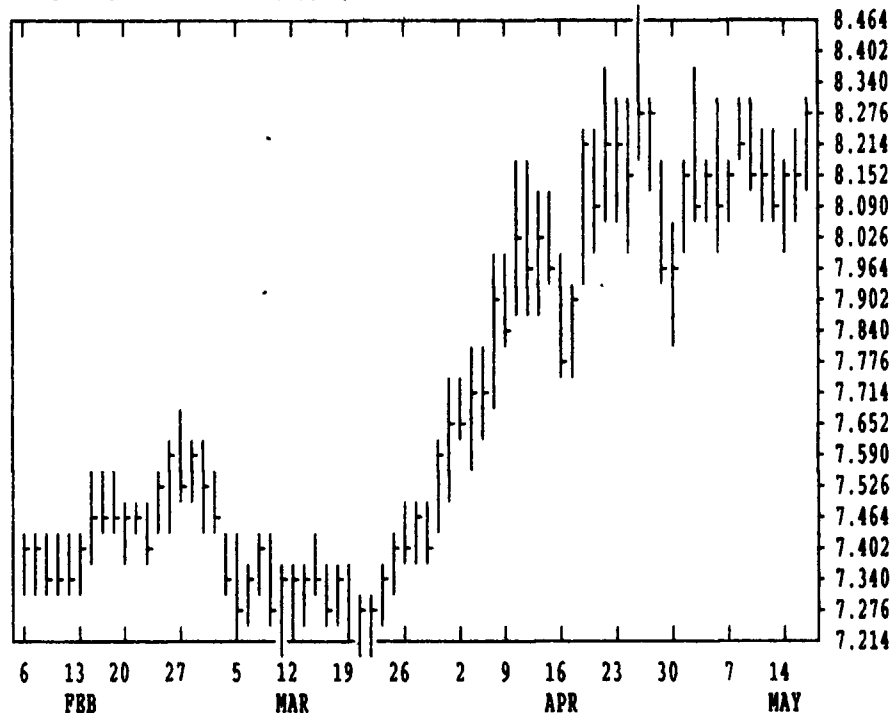
CORN				CHICAGO WHEAT				K.C. WHEAT			
HIGH	LOW	LAST	CHG	HIGH	LOW	LAST	CHG	HIGH	LOW	LAST	CHG
MAY 5184	5010	5172*	+166	MAY 6750	6630	6700*	0	MAY 6710	6680	6710*	-30
JUL 4994	4910	4994*	+120	JUL 5850	5710	5780*	-42	JUL 6554	6350	6442*	-50
SEP 4330	4234	4324*	+80	SEP 5830	5700	5744*	-44	SEP 6380	6230	6280*	-80
DEC 3670	3590	3662*	+80	DEC 5874	5720	5820*	-34	DEC 6324	6210	6284*	-40
MAR 3724	3644	3720*	+80	MAR 5790	5670	5750*	-30	MAR 6234	6120	6160*	-70
MAY 3730	3664	3730*	+74	JUL 4500	4450	4470*	0	MINN WHEAT			
JUL 3720	3660	3720*	+74	OATS				MAY 6820	6700	6800*	-50
SEP				MAY 2480	2470	2470*	-10	JUL 6424	6300	6360*	-30
DEC 2990	2970	2980*	+4	JUL 2530	2472	2500*	+30	SEP 6134	6020	6070*	-30
SOYBEANS				SEP 2370	2310	2350*	+54	DEC 6030	5930	5980*	-12
MAY 8230	8094	8224*	+130	DEC 2370	2320	2360*	+60	MAR 6020	5980	5980*	-20
JUL 8294	8160	8286*	+132	SOYBEAN MEAL				SOYBEAN OIL			
AUG 8280	8154	8272*	+114	MAY 2520	2492	2520*	+27	MAY 2725	2678	2725*	+29
SEP 8060	7970	8056*	+60	JUL 2555	2526	2553*	+26	JUL 2757	2708	2753*	+26
NOV 7940	7850	7926*	+32	AUG 2553	2523	2549*	+29	AUG 2770	2728	2769*	+25
JAN 7990	7904	7980*	+30	SEP 2523	2497	2520*	+18	SEP 2785	2744	2785*	+22
MAR 8030	7960	8024*	+30	OCT 2488	2467	2486*	+9	OCT 2795	2755	2795*	+22
MAY 8020	7980	8012*	-6	DEC 2495	2468	2487*	+6	DEC 2820	2776	2817*	+17
JUL 8010	7970	7990*	-4	JAN 2490	2470	2485*	+3	JAN 2815	2785	2815*	+15
NOV 7170	7130	7134*	-20	MAR 2490	2490	2490*	+3	MAR 2830	2800	2825*	+12

LIVE CATTLE				FEEDER CATTLE				LIVE HOGS			
HIGH	LOW	LAST	CHG	HIGH	LOW	LAST	CHG	HIGH	LOW	LAST	CHG
JUN 5980	5882	5882*	-150	MAY 5510	5470	5475*	-45	JUN 6505	6410	6467*	-37
AUG 6225	6150	6160*	-100	AUG 5520	5430	5437*	-90	JUL 6117	6020	6075*	-50
OCT 6447	6410	6417*	-52	SEP 5555	5485	5485*	-70	AUG 5620	5517	5600*	-22
DEC 6245	6210	6230*	-20	OCT 5670	5590	5595*	-67	OCT 5150	5055	5077*	-65
FEB 6160	6120	6142*	-25	NOV 5845	5780	5790*	-40	DEC 5455	5380	5397*	-57
APR 6440	6415	6422*	-17	JAN 5990	5935	5935*	-55	FEB 7505	7450	7470*	-45
JUN 6340	6320	6330*	-17	MAR 5950	5935	5935*	-27	APR 7270	7205	7250*	-45
AUG 6330	6282	6290*	-50	APR 5945	5925	5925*	-27	JUN 7765	7750	7752*	-47

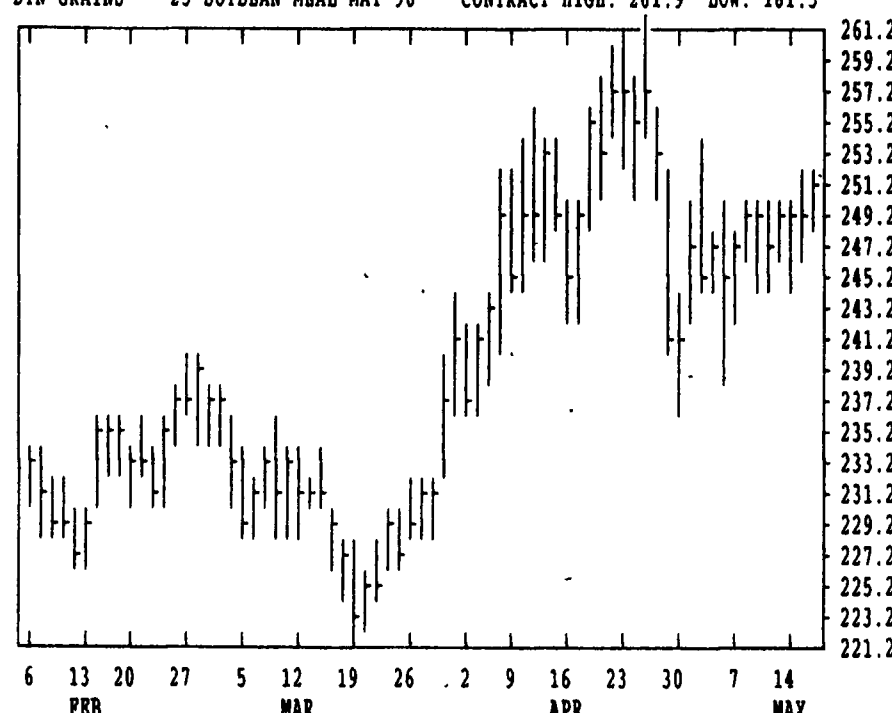
SWISS FRANC				CANADIAN DOLLAR				PORK BELLIES			
JUN 7994	7945	7979*	-22	JUN 7322	7309	7311*	-1	MAY 8925	8785	8785*	-200
SEP 8058	8010	8046*	-21	SEP 7331	7322	7322*	0	JUL 8635	8455	8455*	-200
DEC 8116	8090	8116*	-21	DEC 7338	7329	7329*	0	AUG 8380	8165	8165*	-200

BRITISH POUND				US DOLLAR INDEX				GERMAN MARK			
JUN 15148	15100	15122*	-8	JUN 8808	8803	8803d	-17	MAR 8000	8000	8000*	-200
SEP 15130	15082	15104*	-8	SEP 8830	8802	8795a	-15	MAY 8215	8215	8215*	-110
DEC 15088	15088	15088*	-8	S&P 500 INDEX				JUN 6540			
JAPANESE YEN				JUN 66960	66360	66705*	-30	JUN 6540	6510	6532*	0
JUN 9428	9402	9407*	+15	SEP 67500	66850	67265*	-35	SEP 6573	6546	6568*	0
SEP 9542	9519	9523*	+17	DEC 68105	67600	67860*	-40	DEC 6608	6608	6608*	0
DEC 9653	9639	9639*	+19	MAR 68765	68260	68520*	-40	MAR 6650	6650	6650*	0

DTN GRAINS 23 SOYBEANS JUL 96 CONTRACT HIGH: 8.470 LOW: 5.994



DTN GRAINS 25 SOYBEAN MEAL MAY 96 CONTRACT HIGH: 261.9 LOW: 181.5



Editor's Note: Starting with the February, 1997 Hog Futures Contract, the price reflects dressed prices rather than live prices. For more information contact your local futures contract broker.