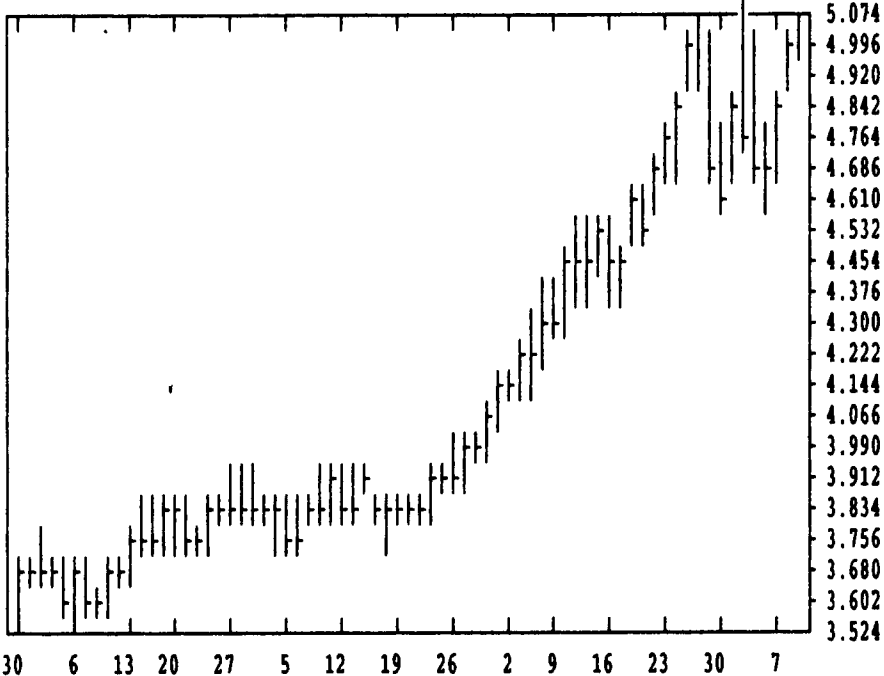


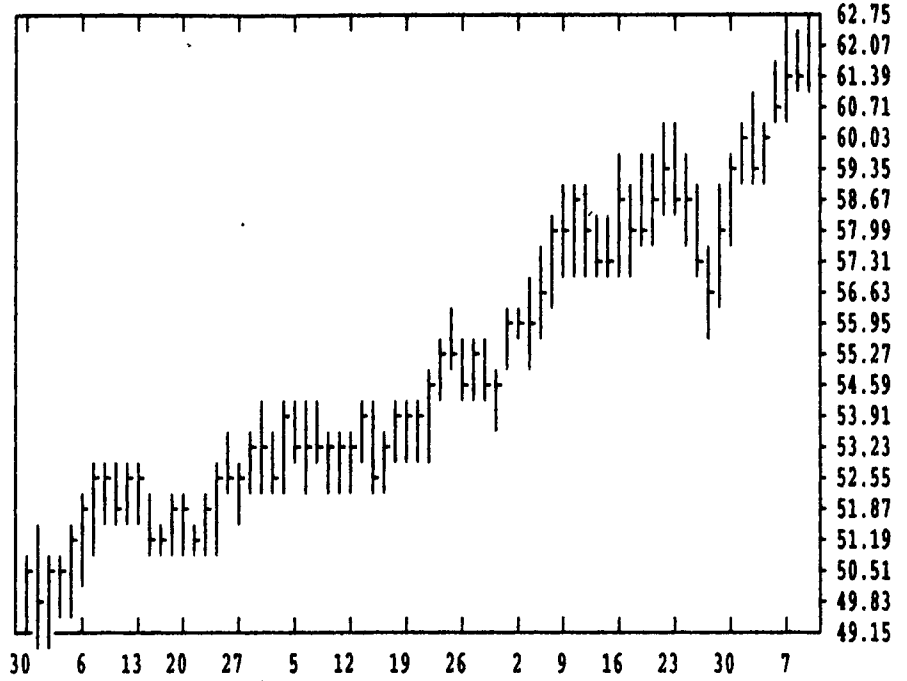
GRAIN, CATTLE AND HOG FUTURES MARKETS

(Closing bids: Thursday, May 9, 1996)

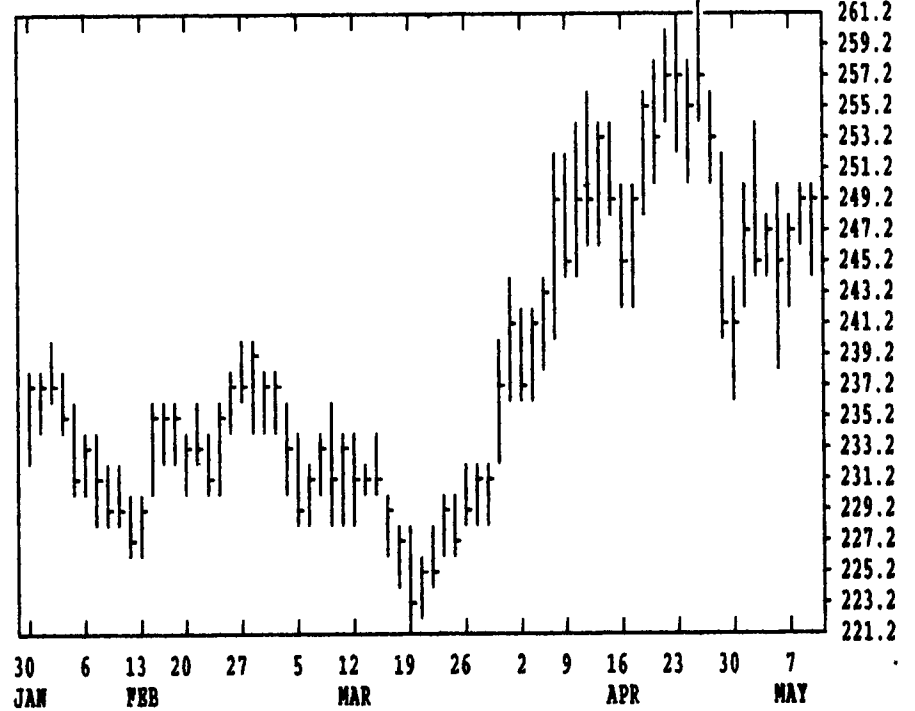
DTN GRAINS 18 CORN MAY 96 CONTRACT HIGH: 5.104 LOW: 2.594



DTN LIVESTOCK 18 LIVE/LEAN HOGS JUN 96 CONTRACT HIGH: 62.77 LOW: 45.20



DTN GRAINS 25 SOYBEAN MEAL MAY 96 CONTRACT HIGH: 261.9 LOW: 181.5

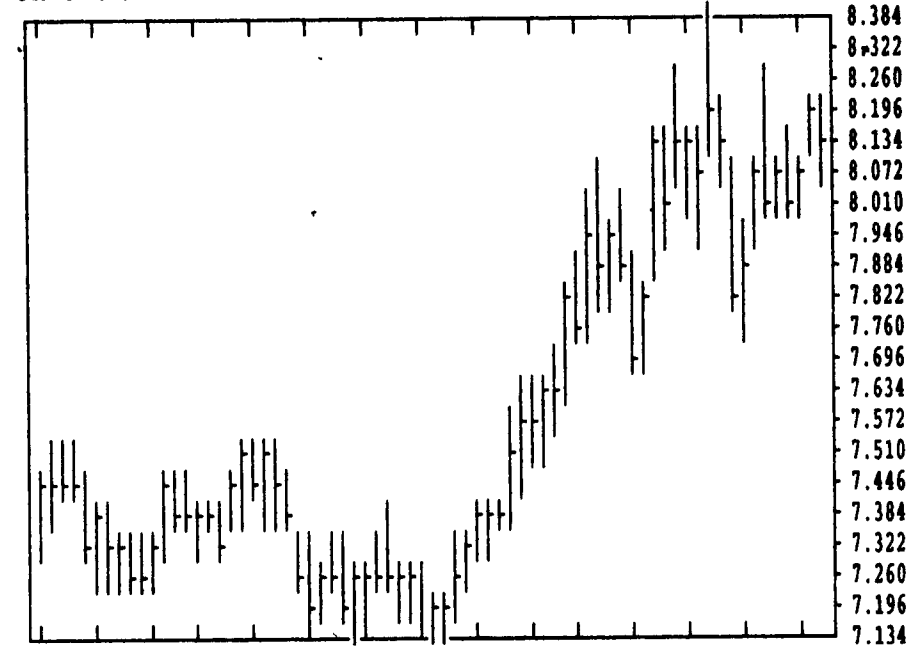


DTN FUTURES 14 05/09/96		TECHNICAL POINTS					SLOW STOCHASTIC					
PRICES ARE DECIMAL		MOVING AVERAGES			RSI'S		5 DAY		20 DAY			
CONTRACT	CLOSE	4-DAY	9-DAY	18-DAY	45-DAY	9DAY	14DAY	30DAY	%K	%D	%K	%D
WHEAT MAY	657.25	649.06	645.31	640.28	560.22	58.1	60.0	60.4	60	40	61	61
WHEAT JUL	597.00	578.87	578.39	582.60	517.82	60.1	61.1	62.8	56	36	54	57
KCWHT MAY	709.00	677.50	674.33	667.25	582.05	67.8	67.8	68.1	70	43	62	61
KCWHT JUL	684.50	658.37	648.00	638.51	558.29	69.3	69.1	69.0	77	54	74	70
MNWHT MAY	702.00	675.75	658.81	642.58	564.86	72.7	71.7	70.5	96	83	77	69
CORN MAY	508.00	491.62	482.06	477.33	435.30	68.4	67.8	68.1	78	55	71	65
CORN JUL	483.50	468.94	463.92	458.87	420.91	69.2	68.5	68.5	80	55	73	68
CORN DEC	340.50	338.87	333.69	332.28	326.62	58.8	57.3	54.3	75	73	60	47
OATS MAY	261.50	253.25	255.53	254.25	242.66	56.1	56.0	56.1	37	20	43	45
BEANS MAY	812.50	811.87	804.78	804.96	770.47	56.8	58.0	58.8	57	57	61	57
BEANS JUL	819.25	818.81	812.28	813.04	778.53	56.1	57.6	58.7	56	56	59	56
BEANS NOV	783.00	782.75	777.69	780.62	757.72	53.4	54.7	55.2	48	49	50	47
MEAL MAY	248.80	247.92	246.24	249.95	241.65	51.9	53.1	54.8	71	63	40	35
BNOIL MAY	27.60	27.67	27.44	26.99	25.87	63.9	65.4	63.5	53	56	77	77
CATTLE JUN	59.50	60.26	59.41	58.84	61.45	49.5	47.4	45.4	48	72	71	61
CATTLE AUG	61.10	61.31	61.12	60.76	61.58	50.5	46.7	46.4	51	67	72	69
PCTL MAY	54.15	53.92	52.63	51.82	54.87	60.5	54.6	47.8	71	81	79	66
HOGS JUN	62.68	61.75	60.60	59.55	57.06	75.0	71.1	66.4	90	86	93	89
HOGS JUL	60.03	59.50	58.51	57.51	54.85	75.9	72.6	67.6	88	84	91	86
PKBLS MAY	93.28	91.08	89.29	83.96	76.02	81.5	79.1	74.3	81	71	94	95

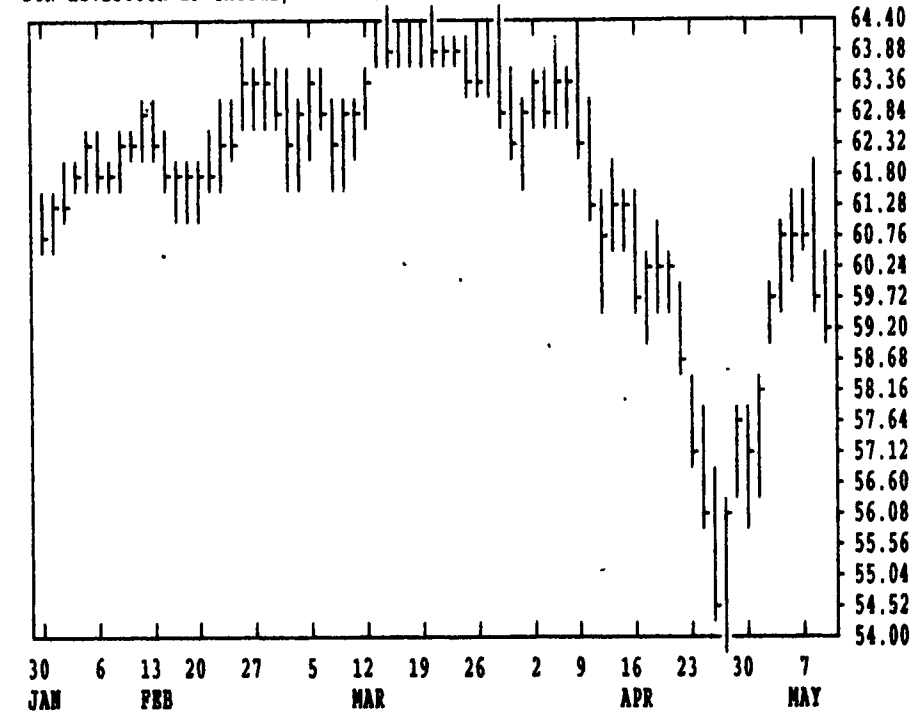
CORN				CHICAGO WHEAT				K.C. WHEAT			
HIGH	LOW	LAST	CHG	HIGH	LOW	LAST	CHG	HIGH	LOW	LAST	CHG
MAY 5104	4984	5080*	+72	MAY 6670	6450	6572*	-56	MAY 7100	6994	7090*	+200
JULY 4850	4750	4834*	+86	JULY 6080	5910	5970*	+60	JULY 6864	6750	6844*	+144
SEP 4000	3920	3976*	+60	SEP 6020	5870	5940*	+90	SEP 6700	6590	6680*	+114
DEC 3450	3380	3404*	-2	DEC 6090	5940	6000*	+64	DEC 6670	6560	6640*	+124
MAR 3500	3440	3460*	0	MAR 6000	5880	5910*	+50	MAR 6520	6440	6480*	+110
MAY 3530	3470	3480*	0	JULY 4500	4420	4490*	+30	MINN WHEAT			
JULY 3510	3470	3474*	-4	OATS				MAY 7080	6940	7030*	+150
SEP				MAY 2634	2570	2614*	+40	JULY 6670	6500	6616*	+86
DEC 2940	2924	2924*	-22	JULY 2680	2584	2642*	+34	SEP 6430	6290	6392*	+164
SOYBEANS				SEP 2400	2314	2360*	+26	DEC 6340	6200	6340*	+190
MAY 8224	8100	8124*	-64	DEC 2400	2310	2360*	+20	MAR 6320	6250	6310*	+180
JULY 8300	8160	8192*	-64	SOYBEAN MEAL				SOYBEAN OIL			
AUG 8290	8150	8184*	-60	MAY 2490	2465	2488*	-8	MAY 2800	2750	2760*	-30
SEP 8044	7944	7964*	-50	JULY 2540	2505	2523*	-8	JULY 2837	2783	2791*	-33
NOV 7920	7804	7830*	-62	AUG 2537	2506	2520*	-8	AUG 2848	2805	2810*	-29
JAN 7970	7870	7890*	-62	SEP 2495	2470	2482*	-8	SEP 2865	2825	2825*	-27
MAR 8024	7914	7930*	-70	OCT 2455	2428	2439*	-11	OCT 2860	2835	2838*	-25
MAY 8004	7940	7950*	-56	DEC 2455	2423	2436*	-11	DEC 2900	2852	2858*	-28
JULY 8030	7910	7910*	-64	JAN 2442	2423	2428*	-14	JAN 2885	2852	2855*	-25
NOV 7144	7110	7110*	-20	MAR 2450	2420	2428*	-4	MAR 2885	2860	2865*	-20

LIVE CATTLE				FEEDER CATTLE				LIVE HOGS			
HIGH	LOW	LAST	CHG	HIGH	LOW	LAST	CHG	HIGH	LOW	LAST	CHG
JUN 6057	5917	5950*	-12	MAY 5470	5300	5415*	+52	JUN 6277	6160	6267*	+82
AUG 6137	6020	6110*	+47	AUG 5560	5395	5445*	-55	JULY 6020	5937	6002*	+25
OCT 6382	6290	6347*	+45	SEP 5645	5510	5530*	-40	AUG 5610	5552	5585*	-5
DEC 6220	6125	6160*	+15	OCT 5762	5635	5675*	-25	OCT 5155	5110	5127*	-2
FEB 6150	6090	6100*	-12	NOV 5917	5820	5855*	-12	DEC 5485	5440	5467*	+7
APR 6430	6385	6385*	-25	JAN 6040	5985	5990*	-17	FEB 7635	7555	7575*	-15
JUN 6355	6310	6310*	-35	MAR 6025	5970	5970*	-20	APR 7375	7315	7327*	-17
AUG				APR 6010	5960	5960*	-20	JUN 7870	7800	7822*	+25
SWISS FRANC				CANADIAN DOLLAR				PORK BELLIES			
JUN 8134	8086	8098*	-35	JUN 7331	7315	7316*	-10	MAY 9435	9190	9327*	+92
SEP 8203	8160	8170*	-36	SEP 7339	7326	7326*	-10	JULY 9155	8865	8972*	+7
DEC 8246	8230	8246*	-36	DEC 7343	7334	7334*	-10	AUG 8850	8570	8625*	-30

DTN GRAINS 23 SOYBEANS MAY 96 CONTRACT HIGH: 8.390 LOW: 6.020



DTN LIVESTOCK 19 CATTLE, LIVE JUN 96 CONTRACT HIGH: 64.60 LOW: 54.00



Editor's Note: Starting with the February, 1997 Hog Futures Contract, the price reflects dressed prices rather than live prices. For more information contact your local futures contract broker.