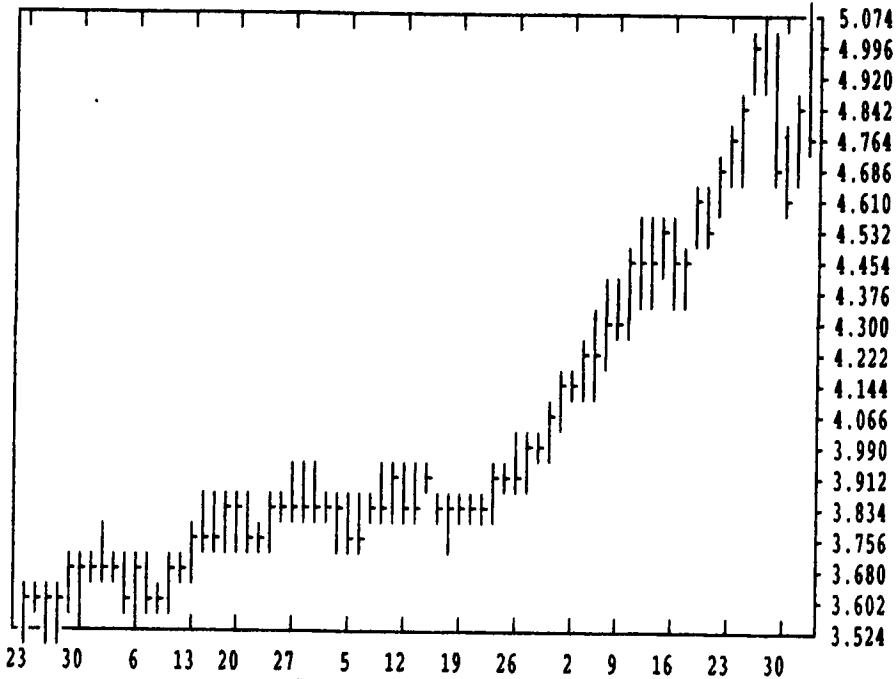


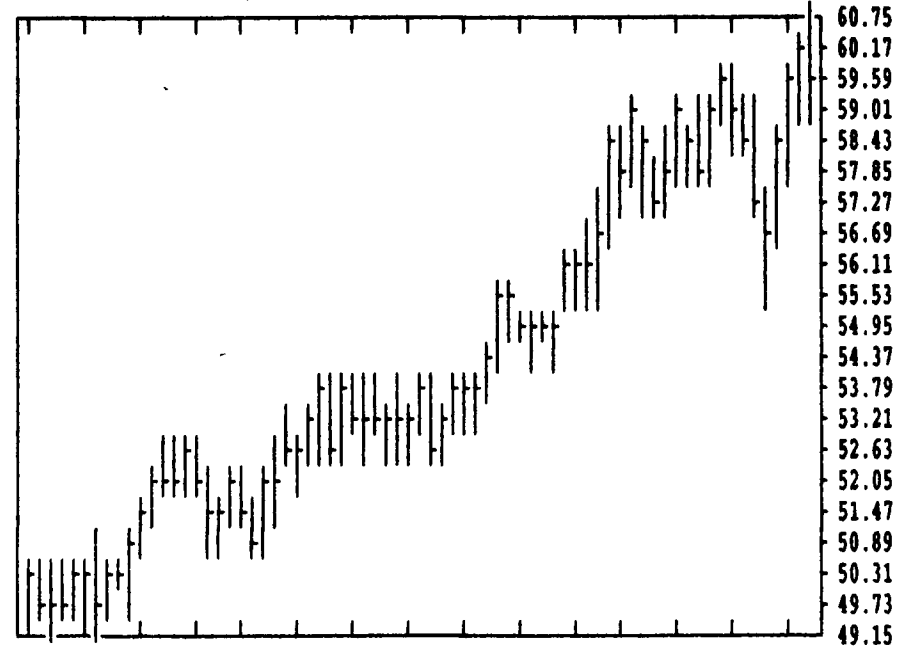
GRAIN, CATTLE AND HOG FUTURES MARKETS

(Closing bids: Thursday, May 2, 1996)

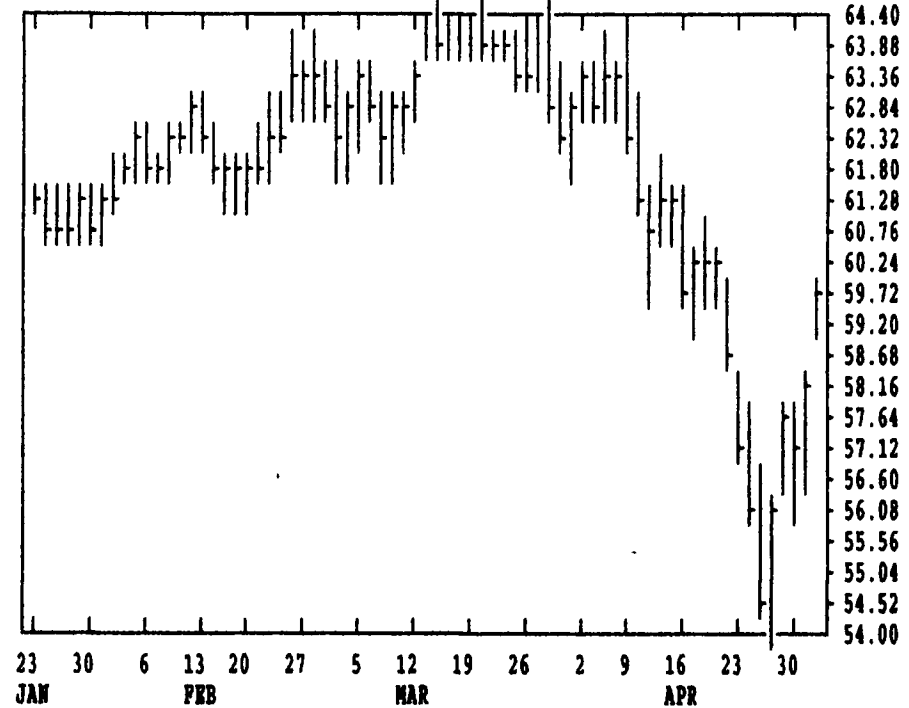
DTN GRAINS 18 CORN MAY 96 CONTRACT HIGH: 5.090 LOW: 2.594



DTN LIVESTOCK 18 LIVE/LEAN HOGS JUN 96 CONTRACT HIGH: 60.85 LOW: 45.20



DTN LIVESTOCK 19 CATTLE, LIVE JUN 96 CONTRACT HIGH: 64.60 LOW: 54.00

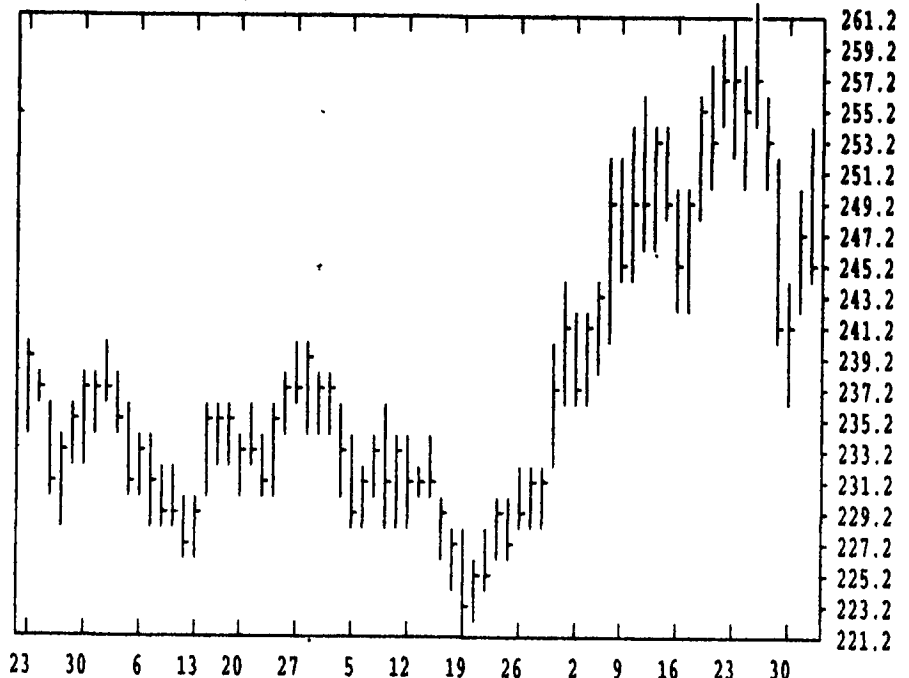


DTN FUTURES 14 05/02/96		TECHNICAL POINTS					SLOW STOCHASTIC			
PRICES ARE DECIMAL		MOVING AVERAGES			RSI'S		5 DAY		20 DAY	
CONTRACT	CLOSE	4-DAY	9-DAY	18-DAY	45-DAY	9DAY	14DAY	30DAY	%K	%D
WHEAT MAY	620.00	647.25	662.22	617.69	543.98	49.2	54.2	57.2	23	35
WHEAT JUL	567.00	582.00	599.72	570.61	505.06	49.1	54.6	59.5	14	18
KCWHT MAY	658.00	677.50	691.00	643.69	564.39	53.2	59.0	63.6	16	26
KCWHT JUL	629.00	639.62	653.39	613.82	539.98	54.4	59.6	63.8	13	23
MNWHT MAY	631.00	645.56	656.42	611.92	546.18	54.4	59.4	63.1	17	29
CORN MAY	476.75	475.25	482.56	465.83	423.80	55.6	59.4	63.6	32	32
CORN JUL	458.25	461.62	465.69	449.64	411.06	55.7	60.2	64.3	22	38
CORN DEC	326.50	328.62	331.11	332.69	323.77	45.8	48.4	50.6	40	30
OATS MAY	251.75	259.94	265.08	250.61	240.22	48.3	51.2	53.7	20	29
BEANS MAY	802.75	796.75	807.03	798.93	761.74	53.9	56.3	57.8	40	28
BEANS JUL	809.50	804.69	815.50	807.62	769.96	53.1	55.9	57.9	39	28
BEANS NOV	778.25	772.19	782.33	781.03	751.67	51.6	53.7	54.8	44	29
MEAL MAY	245.40	244.35	250.83	250.47	240.11	45.4	49.2	53.0	31	22
BNOIL MAY	27.49	27.20	26.97	26.65	25.46	69.1	68.4	64.5	71	64
CATTLE JUN	59.75	58.23	57.39	59.16	61.74	55.1	49.4	45.7	95	83
CATTLE AUG	62.03	60.72	59.91	60.98	61.65	59.6	51.5	49.7	92	85
FCTL MAY	52.83	51.18	50.11	51.86	55.27	56.5	49.4	43.5	99	86
HOGS JUN	59.63	59.52	58.88	58.62	56.17	59.5	60.2	60.1	89	79
HOGS JUL	57.48	57.67	57.13	56.45	54.00	60.4	62.0	61.5	81	79
PKBLS MAY	90.23	87.23	83.56	79.47	73.27	85.6	81.2	74.6	100	99

CORN				CHICAGO WHEAT				K.C. WHEAT			
MONTH	HIGH	LOW	LAST CHG	MONTH	HIGH	LOW	LAST CHG	MONTH	HIGH	LOW	LAST CHG
MAY	5070	4750	4766*-112	MAY	6900	6170	6200*-560	MAY	7070	6580	6580*-250
JUL	4782	4574	4582*-80	JUL	6170	5670	5670*-300	JUL	6764	6274	6290*-224
SEP	3862	3654	3660*-82	SEP	6110	5580	5594*-284	SEP	6514	6160	6180*-84
DEC	3420	3260	3264*-102	DEC	6184	5630	5650*-280	DEC	6434	6120	6164*-20
MAR	3470	3314	3316*-112	MAR	6070	5510	5554*-234	MAR	6320	6004	6050*-20
MAY	3480	3340	3340*-110	JUL	4590	4410	4410*-80	MINN WHEAT			
JUL	3480	3320	3330*-94	OATS				MAY	6690	6250	6310*-196
SEP				MAY	2814	2500	2516*-202	JUL	6610	6050	6060*-284
DEC	2970	2900	2902*-54	JUL	2814	2614	2614*-100	SEP	6214	5710	5764*-160
SOYBEANS				SEP	2454	2264	2264*-100	DEC	6150	5710	5780*-140
MAY	8270	8020	8026*-76	DEC	2440	2254	2254*-100	MAR	6050	5740	5760*-180
JUL	8350	8090	8094*-80	SOYBEAN MEAL				SOYBEAN OIL			
AUG	8330	8074	8076*-84	MAY	2530	2449	2454*-28	MAY	2823	2747	2749*-17
SEP	8110	7870	7874*-84	JUL	2568	2487	2493*-28	JUL	2865	2785	2786*-19
NOV	7990	7774	7782*-72	AUG	2565	2483	2488*-33	AUG	2875	2800	2803*-15
JAN	8020	7830	7834*-70	SEP	2524	2450	2452*-28	SEP	2895	2815	2818*-8
MAR	8054	7890	7890*-62	OCT	2470	2410	2410*-28	OCT	2910	2830	2830*-5
MAY	8050	7920	7920*-34	DEC	2475	2405	2407*-29	DEC	2930	2855	2855*-6
JUL	8060	7900	7900*-34	JAN	2470	2405	2408*-26	JAN	2928	2850	2852*-2
NOV	7220	7100	7104*-64	MAR	2470	2410	2410*-10	MAR	2925	2865	2865*-2

LIVE CATTLE				FEEDER CATTLE				LIVE HOGS			
MONTH	HIGH	LOW	LAST CHG	MONTH	HIGH	LOW	LAST CHG	MONTH	HIGH	LOW	LAST CHG
JUN	5975	5950	5975*+150	MAY	5282	5162	5282*+150	JUN	6085	5940	5962*-72
AUG	6202	6140	6202*+150	AUG	5532	5410	5532*+150	JUL	5865	5740	5747*-60
OCT	6417	6340	6380*+112	SEP	5710	5610	5710*+150	AUG	5395	5332	5345*-17
DEC	6260	6170	6185*+52	OCT	5875	5760	5870*+145	OCT	4877	4825	4850*+7
FEB	6280	6210	6252*+57	NOV	6045	5942	6030*+122	DEC	5225	5180	5212*+17
APR	6500	6470	6475*+40	JAN	6160	6060	6100*+75	FEB	7325	7255	7292*+7
JUN	6360	6325	6340*+50	MAR	6120	6027	6090*+100	APR	7090	7040	7085*+35
AUG				APR	6090	6040	6090*+100	JUN	7680	7640	7677*-7
SWISS FRANC				CANADIAN DOLLAR				PORK BELLIERS			
JUN	8078	7999	8064*+34	JUN	7364	7340	7343*-10	MAY	9022	8800	9022*+200
SEP	8140	8075	8137*+35	SEP	7374	7353	7353*-10	JUL	8935	8655	8885*+150
DEC	8213	8156	8213*+35	DEC	7381	7361	7361*-10	AUG	8672	8400	8570*+97
BRITISH POUND				US DOLLAR INDEX							
JUN	15036	14940	15014*+112	JUN	8790	8785	8792a 0	MAR	8440	8280	8420*-30
SEP	15020	14920	15000*+114	SEP	8817	8783	8783*-37	MAY	8550	8550	8550*-20

DTN GRAINS 25 SOYBEAN MEAL MAY 96 CONTRACT HIGH: 261.9 LOW: 181.5



DTN GRAINS 23 SOYBEANS MAY 96 CONTRACT HIGH: 8.390 LOW: 6.020

