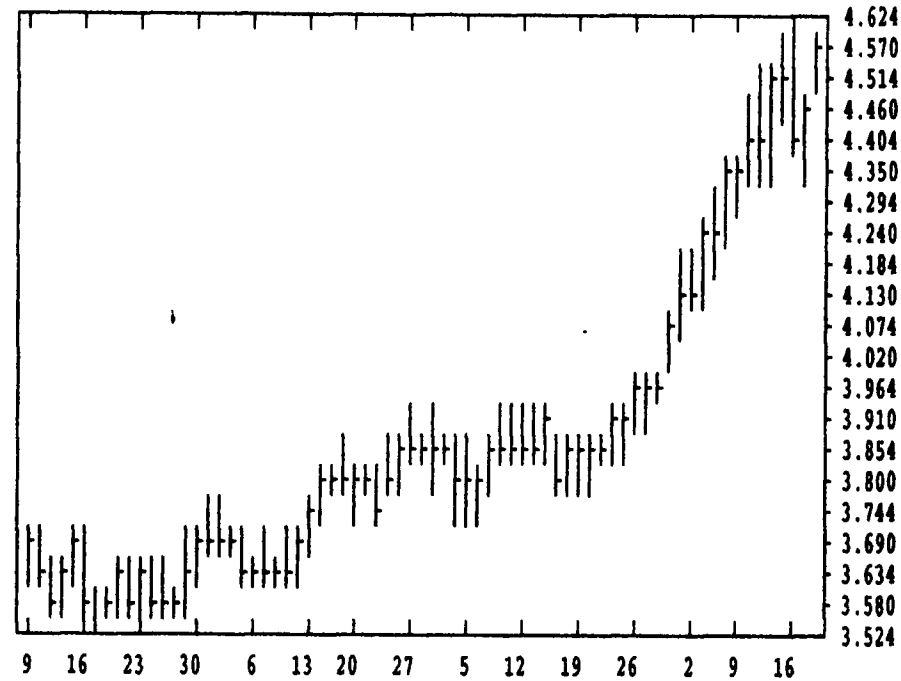


# GRAIN, CATTLE AND HOG FUTURES MARKETS

(Closing bids: Thursday, April 18, 1996)

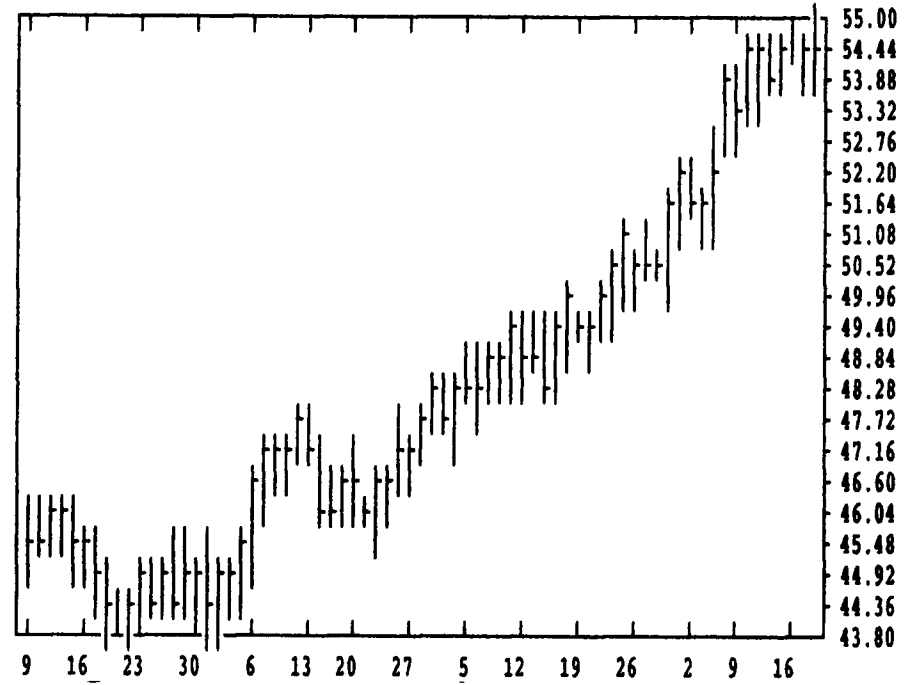
DTN GRAINS 18 CORN MAY 96 CONTRACT HIGH: 4.604 LOW: 2.594



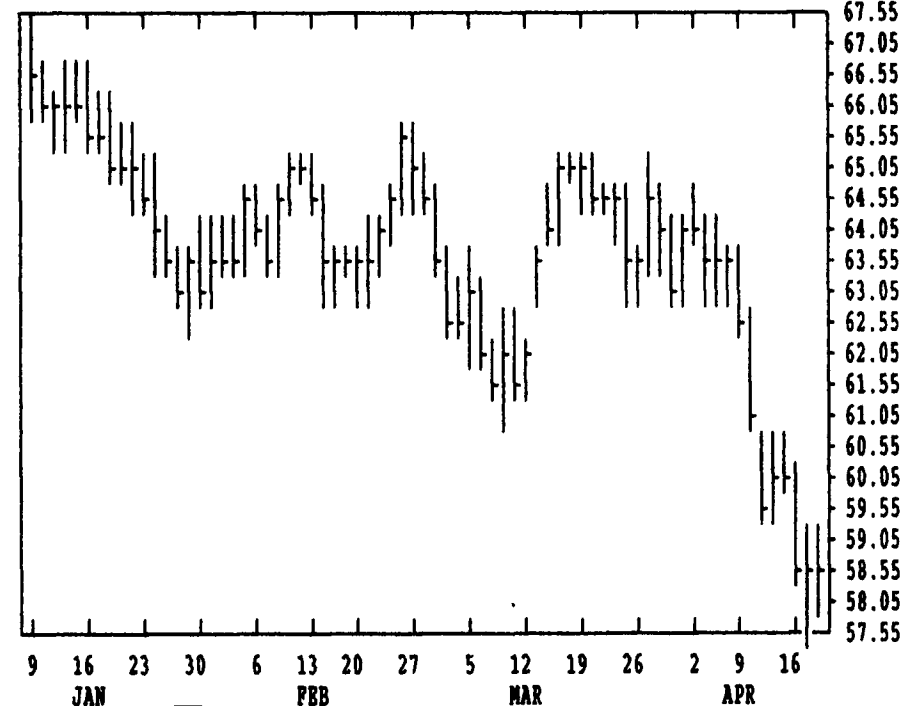
DTN FUTURES 14 04/18/96		TECHNICAL POINTS					SLOW STOCHASTIC						
PRICES ARE DECIMAL		MOVING AVERAGES					RSI'S			5 DAY		20 DAY	
CONTRACT	CLOSE	4-DAY	9-DAY	18-DAY	45-DAY	9DAY	14DAY	30DAY	%K	%D	%K	%D	
WHEAT MAY	600.50	581.25	563.97	535.33	508.28	80.4	77.0	65.0	70	71	89	90	
WHEAT JUL	567.00	547.00	532.33	503.04	474.14	79.4	78.0	73.1	63	67	88	90	
KCWHT MAY	617.00	602.50	586.33	554.93	524.46	77.9	76.9	72.9	57	66	88	91	
KCWHT JUL	596.00	578.75	564.92	534.74	502.54	78.2	77.2	73.2	60	66	89	91	
MNWHT MAY	588.75	570.06	558.53	533.89	512.06	76.0	74.8	70.9	57	61	84	87	
CORN MAY	460.50	452.25	446.64	427.72	402.31	79.8	79.5	75.9	65	66	91	91	
CORN JUL	441.75	435.87	432.17	414.03	392.02	75.0	75.3	72.7	57	63	89	90	
CORN DEC	334.50	328.56	335.72	328.69	319.99	56.5	56.7	53.5	32	20	46	61	
OATS MAY	238.75	231.00	235.81	236.01	231.06	55.3	54.8	54.5	37	20	39	52	
BEANS MAY	813.25	790.00	788.78	769.22	747.73	72.8	70.8	65.6	52	42	82	83	
BEANS JUL	820.50	798.37	797.83	777.54	755.89	72.8	71.0	66.0	49	40	81	82	
BEANS NOV	788.00	775.25	779.83	760.04	740.44	65.6	64.8	59.1	37	29	69	75	
MBAL MAY	255.90	249.95	249.63	242.78	236.61	69.8	67.7	63.2	51	43	84	84	
BROIL MAY	26.62	26.22	26.28	25.84	24.96	69.1	68.3	62.7	32	28	68	74	
CATTLE APR	58.65	59.12	60.48	62.19	63.14	22.3	27.6	34.4	21	15	10	9	
CATTLE JUN	60.20	60.46	61.27	62.33	62.81	27.5	32.3	39.1	27	29	21	23	
PCTL APR	51.83	52.05	52.81	54.47	56.23	17.3	21.7	29.3	9	12	5	6	
HOGS APR	54.38	54.63	54.37	52.92	50.13	66.4	68.3	64.8	76	83	94	95	
HOGS JUN	58.05	58.37	58.30	56.99	54.66	58.4	61.1	60.6	66	61	85	88	
PKBLS MAY	76.35	75.05	75.18	72.81	68.52	65.7	65.5	64.4	66	47	69	71	

CORN				CHICAGO WHEAT				K.C. WHEAT				
HIGH	LOW	LAST	CHG	HIGH	LOW	LAST	CHG	HIGH	LOW	LAST	CHG	
MAY	4604	4530	4604*+12	MAY	6010	5770	6004*+294	MAY	6170	5980	6170*+250	
JUL	4416	4340	4416*+120	JUL	5680	5450	5670*+280	JUL	5960	5780	5960*+250	
SEP	3724	3650	3720*+102	SEP	5650	5420	5640*+290	SEP	5870	5700	5870*+250	
DEC	3360	3284	3344*+84	DEC	5690	5450	5672*+266	DEC	5830	5670	5820*+230	
MAR	3404	3340	3396*+86	MAR	5514	5400	5514*+194	MAR	5680	5540	5680*+220	
MAY	3420	3380	3420*+84	JUL	4440	4340	4440*+110	MINN WHEAT				
JUL	3424	3370	3410*+90	OATS				MAY	5890	5690	5886*+260	
SEP					MAY	2386	2294	2386*+100	JUL	5810	5590	5802*+260
DEC	2950	2920	2940*+30	JUL	2394	2314	2386*+92	SEP	5600	5402	5594*+236	
SOYBEANS				SEP	2204	2136	2184*+72	DEC	5594	5460	5590*+212	
MAY	8140	7880	8132*+292	DEC	2210	2150	2194*+64	MAR	5590	5550	5590*+200	
JUL	8226	7970	8204*+276	SOYBEAN MBAL				SOYBEAN OIL				
AUG	8200	7990	8190*+254	MAY	2565	2495	2559*+71	MAY	2680	2612	2662*+53	
SEP	8000	7854	7980*+200	JUL	2605	2534	2599*+75	JUL	2715	2653	2702*+56	
NOV	7904	7740	7880*+176	AUG	2606	2540	2599*+75	AUG	2728	2685	2722*+59	
JAN	7956	7820	7930*+152	SEP	2570	2510	2555*+63	SEP	2740	2685	2730*+52	
MAR	8010	7880	7990*+170	OCT	2535	2490	2527*+64	OCT	2750	2708	2740*+52	
MAY	8010	7900	8000*+144	DEC	2535	2475	2517*+58	DEC	2780	2725	2768*+49	
JUL	8030	7910	8010*+154	JAN	2530	2500	2512*+59	JAN	2775	2748	2773*+53	
NOV	7200	7110	7160*+74	MAR	2530	2480	2522*+62	MAR	2800	2765	2792*+45	

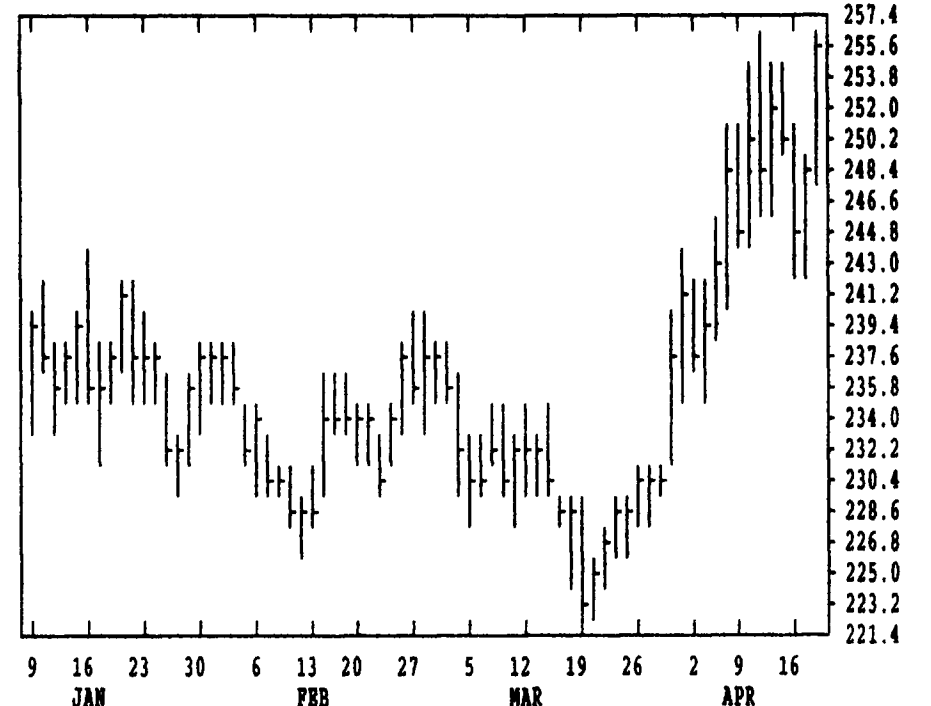
LIVE CATTLE				FEEDER CATTLE				LIVE HOGS				
HIGH	LOW	LAST	CHG	HIGH	LOW	LAST	CHG	HIGH	LOW	LAST	CHG	
APR	5895	5830	5865*+20	APR	5220	5167	5182* -25	APR	5505	5405	5437* -27	
JUN	6067	5980	6020* -7	MAY	5387	5237	5270*-115	JUN	5925	5792	5805* -42	
AUG	6220	6160	6187* +2	AUG	5600	5450	5467*-122	JUL	5705	5550	5610* +22	
OCT	6407	6357	6375* -5	SEP	5685	5580	5605* -80	AUG	5290	5130	5262* +97	
DEC	6260	6210	6222* -20	OCT	5797	5697	5717* -62	OCT	4830	4720	4762* +20	
FEB	6300	6252	6267* -7	NOV	5905	5820	5837* -57	DEC	4995	4885	4975* +50	
APR	6425	6410	6412* -12	JAN	5960	5925	5925* -52	FEB	7280	7177	7237* +62	
JUN					MAR	5965	5902	5902* -55	APR	7000	6930	6975* +90
SWISS FRANC				CANADIAN DOLLAR				PORK BELLIES				
JUN	8300	8160	8258* +63	JUN	7382	7335	7343* -29	MAY	7790	7550	7635* +27	
SEP	8382	8240	8333* +64	SEP	7383	7344	7348* -27	JUL	7755	7540	7612* +52	
DEC	8425	8320	8409* +65	DEC	7389	7350	7353* -25	AUG	7467	7275	7282* +15	
BRITISH POUND				US DOLLAR INDEX				FEB 7090 6965 7090*+200				
JUN	15270	15050	15174* +90	JUN	8726	8722	8726a +9	MAY	7100	7100	7100*+100	
SEP	15260	15040	15160* +90	SEP	8722	8706	8722a +12	MAY	7495	7495	7495*+145	
DEC	15220	15020	15144* +90									



DTN LIVESTOCK 19 CATTLE, LIVE APR 96 CONTRACT HIGH: 68.45 LOW: 57.55



DTN GRAINS 25 SOYBEAN MBAL MAY 96 CONTRACT HIGH: 256.5 LOW: 181.5



DTN GRAINS 23 SOYBEANS MAY 96 CONTRACT HIGH: 8.140 LOW: 6.020

