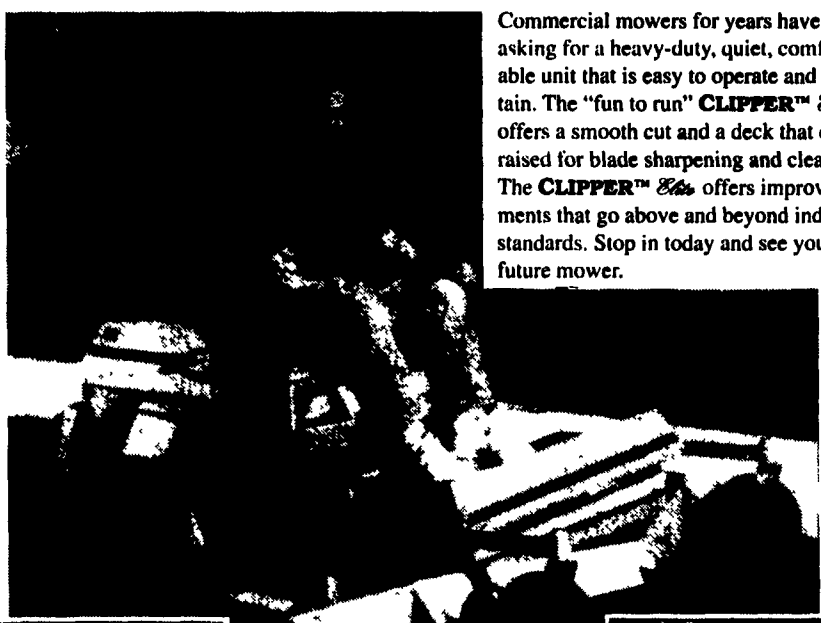


HAMILTON EQUIPMENT

WHOLESALE DISTRIBUTORS
 P.O. BOX 478 SPRINGRATA, PA 17522 PHONE 717-738-2200
 For Your Nearest Dealer Please Call Us!

CLIPPER™ Elite

Commercial Front Cut Mower




Commercial mowers for years have been asking for a heavy-duty, quiet, comfortable unit that is easy to operate and maintain. The "fun to run" **CLIPPER™ Elite** offers a smooth cut and a deck that can be raised for blade sharpening and cleaning. The **CLIPPER™ Elite** offers improvements that go above and beyond industry standards. Stop in today and see your future mower.



Removes and refills with no spillage
 Releases two latches and raises service spindle and belt area

- 20 HP Kohler Command Engine
- 12 Volt Electrical System
- Mower - Three blades, 60 inch side discharge with optional mulching kit
- Two 5.25 gallon fuel tanks (portable)
- Dual hydrostatic drive




Releases two latches and tilts deck. Clean, service machine
 Easy to service the engine. Oil and filter change in a breeze

GROTECH

MULTI-PURPOSE SPREADERS

Ideal for Golf Courses, Athletic Fields, Parks, Universities, Hospitals, Cemeteries, Etc.



- SPREADS:**
- Fertilizer • Seed
 - Granular chemicals
 - Ice melters • Salt

GROTECH ADVANTAGES...

- SAFER TO USE - no whirling driveshafts.
- EVEN SPREAD - regardless of throttle RPM or hilly terrain.
- VERSATILE MOUNTING - will operate on any tractor, utility vehicle, front mower or truck.
- LOW MAINTENANCE - fewer moving parts.
- QUICK & EASY HOOK-UP.
- VARIABLE HEIGHT - instantly adjusts spinner height 24" vertically, on 3 point hitch mount.
- 12 MONTH VERSATILITY - one spreader for all seasons.



CR Rotary Tedder Rake

100% good clean raking

The CR Rotary Tedder Rake provides effective windrowing of two swaths up to 7'. It also windrows spread crop into one well-shaped and stable swath.

Unique swath rollers
 JF's patented swath rollers form a perfect swath for baler or forage harvesters.

Adjusting from spreading to raking is quick & easy - simply change the position of the rake tines by using a spring loaded pin.



Working width, raking	9'10"
Working width, spreading	10'6"
Transport width	8'10"
Working speed, max.	10 MPH
Power consumption	16 HP
Weight	715 lbs.
Tire dimension	400x8-4
Number of rake tines	2x8



Finishing Mower



- DESIGNED TO GIVE YOUR LAWN A PROFESSIONAL CUT
- FOUR WHEELS FOLLOW THE CONTOURS OF YOUR LAWN
- FREE FLOATING HITCH ALLOWS MOWER TO FLOAT
- FRONT MOUNT ROLLER PREVENTS SCALPING



AVAILABLE IN
 48", 60", 72"
 WIDTHS

