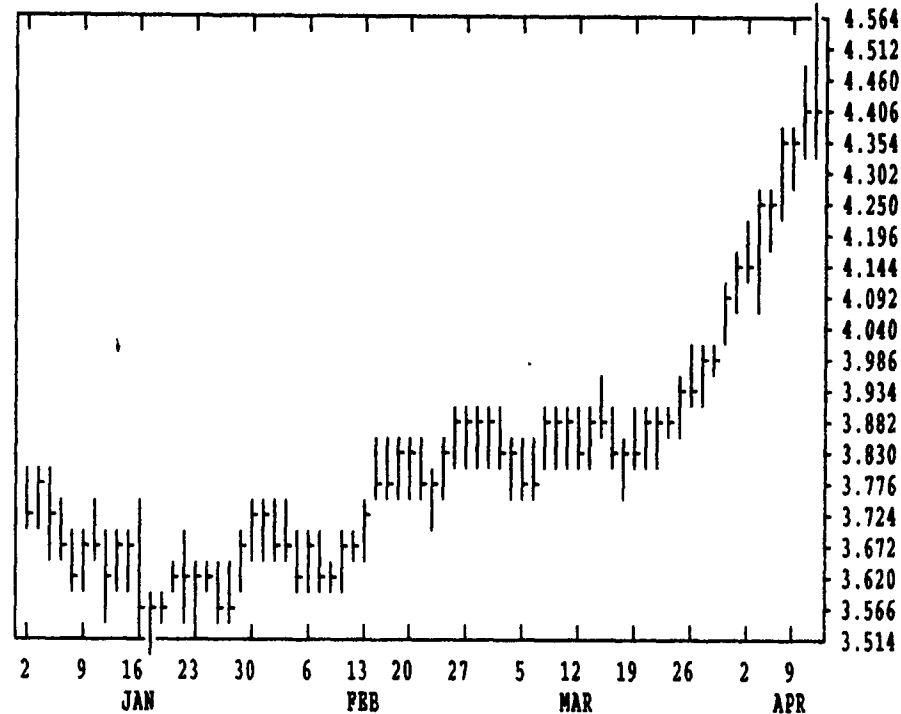


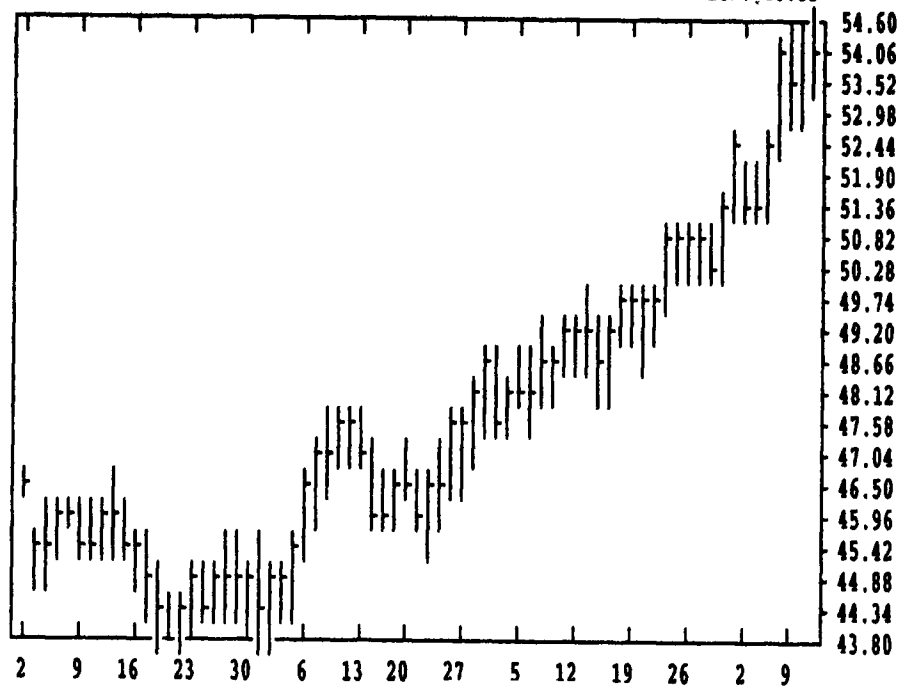
GRAIN, CATTLE AND HOG FUTURES MARKETS

(Closing bids: Thursday, April 11, 1996)

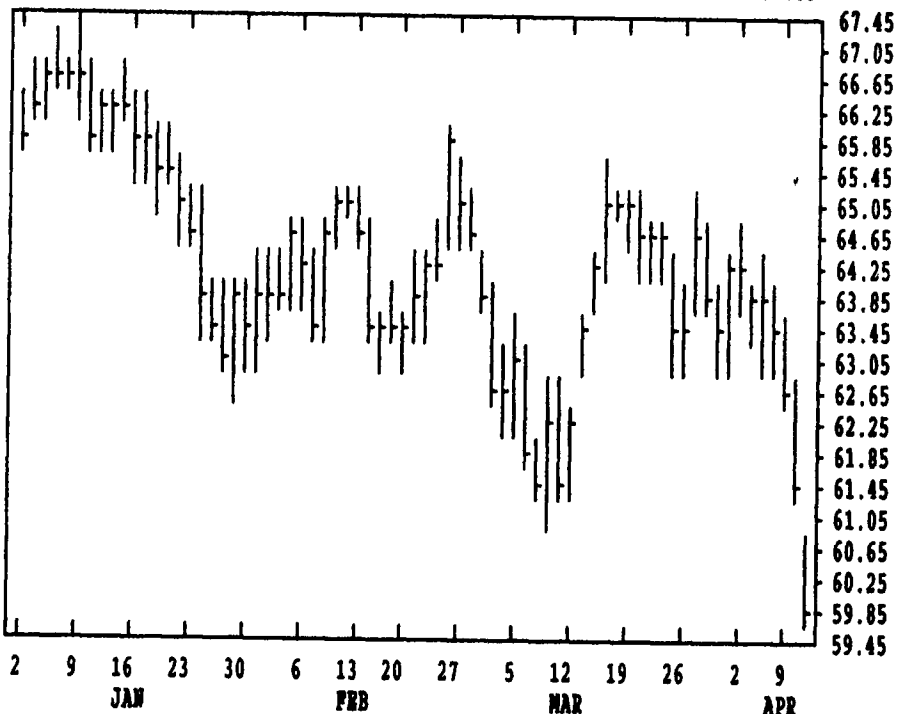
DTN GRAINS 18 CORN MAY 96 CONTRACT HIGH: 4.552 LOW: 2.594



DTN LIVESTOCK 18 HOGS, LIVE APR 96 CONTRACT HIGH: 54.72 LOW: 40.55



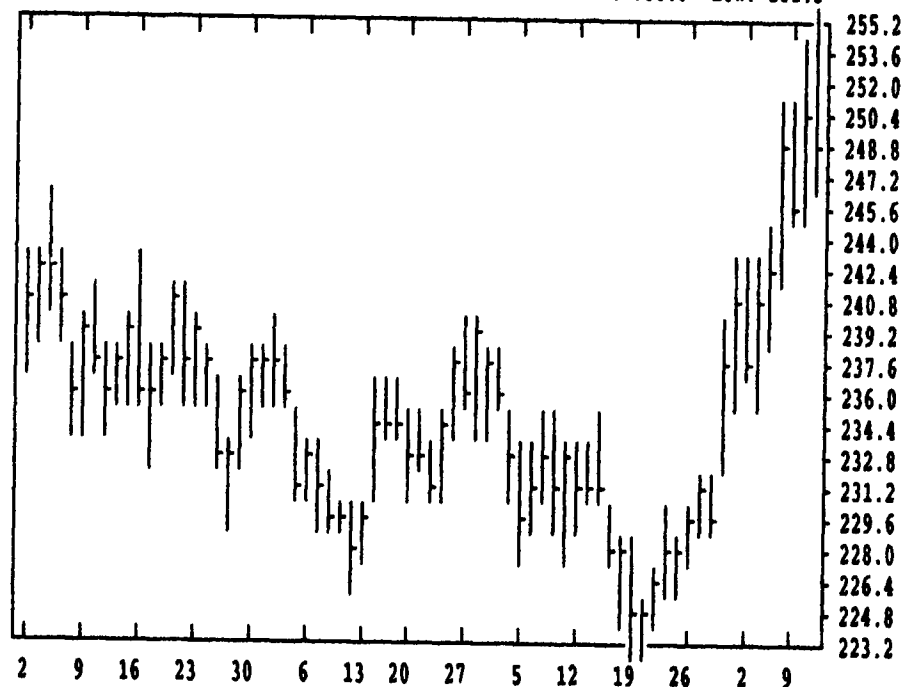
DTN LIVESTOCK 19 CATTLE, LIVE APR 96 CONTRACT HIGH: 68.45 LOW: 59.85



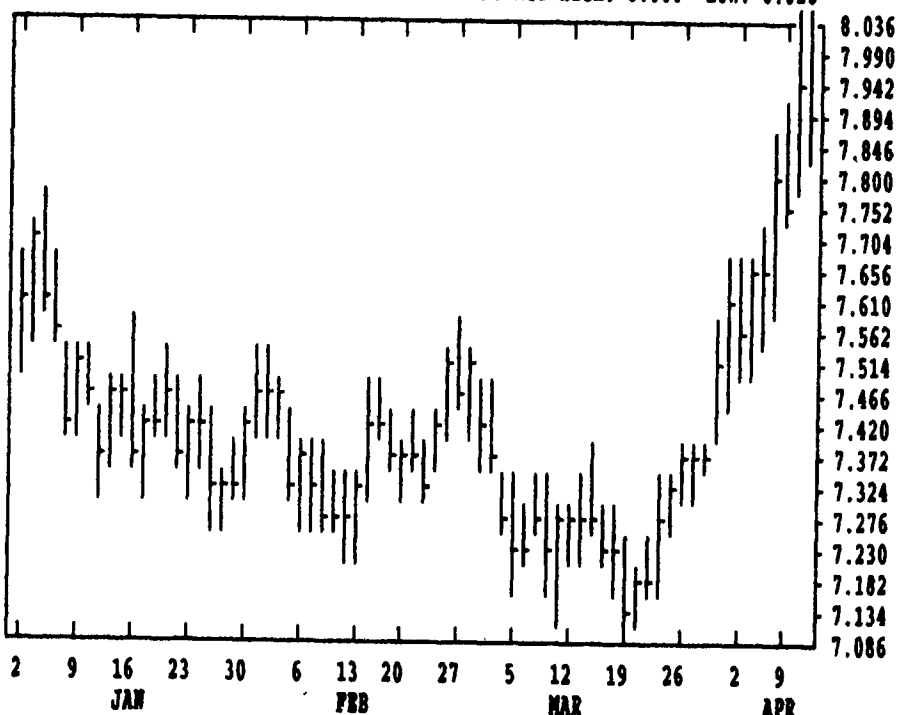
DTN FUTURES 14 04/11/96		TECHNICAL POINTS				SLOW STOCHASTIC						
PRICES ARE DECIMAL		MOVING AVERAGES				RSI'S						
CONTRACT	CLOSE	4-DAY	9-DAY	18-DAY	45-DAY	9DAY	14DAY	30DAY	%K	%D	%K	%D
WHEAT MAY	563.50	542.06	526.28	506.39	500.65	89.3	79.3	62.0	84	83	91	90
WHEAT JUL	536.50	512.12	494.22	474.60	463.54	91.9	85.6	74.6	88	89	93	93
KCWHT MAY	589.00	563.50	545.86	523.64	512.85	90.8	84.8	75.2	90	90	94	94
KCWHT JUL	569.00	545.12	526.97	504.31	490.66	92.3	86.0	75.9	90	89	94	95
MNWHT MAY	562.50	541.50	526.36	511.31	502.77	89.4	83.1	73.1	85	85	91	90
CORN MAY	444.50	439.94	427.81	409.72	392.98	90.9	86.5	77.8	83	88	93	95
CORN JUL	431.00	427.00	415.39	397.08	383.99	86.1	82.8	75.6	76	84	92	94
CORN DEC	339.75	342.06	333.31	323.82	317.32	67.3	64.4	55.3	72	83	87	92
OATS MAY	241.75	239.44	238.72	235.26	228.80	62.4	61.0	57.8	59	48	70	72
BEANS MAY	788.50	785.75	771.25	750.14	740.98	75.6	71.9	64.2	73	78	88	90
BEANS JUL	799.25	795.25	780.17	758.15	748.98	78.6	74.1	65.8	72	77	87	89
BEANS NOV	785.00	782.44	764.92	744.36	734.13	74.5	70.7	60.2	71	78	85	88
MEAL MAY	249.40	248.50	244.07	236.17	234.30	72.0	68.3	62.2	67	73	86	88
BNOL MAY	26.43	26.30	25.89	25.36	24.79	75.6	73.1	63.7	72	75	87	91
CATTLE APR	59.85	61.88	62.99	63.71	63.74	19.8	27.9	35.7	0	9	27	50
CATTLE JUN	61.00	62.07	62.64	63.30	63.01	26.8	33.6	40.9	19	37	30	41
FCTL APR	52.60	53.70	54.71	56.08	56.90	13.4	20.7	29.9	13	8	5	5
HOGS APR	54.45	54.13	52.94	51.65	49.34	76.1	74.4	67.0	89	89	95	92
HOGS JUN	58.33	58.42	57.12	55.90	54.03	70.7	69.9	64.5	86	89	95	93
PKBLS MAY	74.98	75.87	73.81	71.12	66.72	63.3	64.8	64.4	51	68	85	91

CORN				CHICAGO WHEAT				K.C. WHEAT					
HIGH	LOW	LAST	CHG	HIGH	LOW	LAST	CHG	HIGH	LOW	LAST	CHG		
MAY	4552	4390	4444*	0	MAY	5796	5510	5634*+136	MAY	5970	5780	5890*+170	
JUL	4424	4250	4310*	+4	JUL	5500	5314	5364*+164	JUL	5800	5670	5690*+130	
SEP	3910	3740	3766*	-36	SEP	5470	5312	5370*+156	SEP	5746	5604	5634*+136	
DEC	3540	3380	3396*	-70	DEC	5540	5380	5444*+134	DEC	5720	5550	5550*+80	
MAR	3570	3434	3444*	-62	MAR	5490	5350	5380*+120	MAR	5630	5400	5400*+20	
MAY	3560	3440	3444*	-74	JUL	4650	4580	4580*+50	MINN WHEAT				
JUL	3550	3440	3440*	-74	OATS				MAY	5750	5580	5624*+136	
SEP					MAY	2496	2400	2416*	-12	JUL	5650	5470	5492*+140
DEC	3020	2950	2960*	-24	JUL	2510	2410	2422*	-12	SEP	5460	5300	5310*+124
SOYBEANS				SEP	2314	2214	2234*	-14	DEC	5500	5340	5366*+142	
MAY	8060	7844	7884*	-60	DEC	2304	2220	2230*	-16	MAR	5480	5370	5370*+90
JUL	8170	7930	7992*	-36	SOYBEAN MEAL				SOYBEAN OIL				
AUG	8170	7944	7994*	-66	MAY	2555	2477	2494*	-7	MAY	2720	2635	2643* -24
SEP	8090	7850	7892*	-66	JUL	2591	2515	2534*	-8	JUL	2750	2675	2681* -29
NOV	8060	7794	7850*	-64	AUG	2590	2520	2538*	-10	AUG	2768	2693	2697* -30
JAN	8130	7864	7910*	-84	SEP	2570	2510	2523*	-12	SEP	2785	2712	2712* -29
MAR	8160	7940	7994*	-64	OCT	2550	2475	2501*	-10	OCT	2802	2715	2718* -37
MAY	8180	7950	8010*	-64	DEC	2545	2475	2502*	-9	DEC	2825	2745	2750* -35
JUL	8200	7980	8004*	-84	JAN	2555	2485	2503*	-8	JAN	2825	2755	2752* -38
NOV	7340	7200	7210*	-60	MAR	2555	2490	2523*	-7	MAR	2840	2775	2775* -30

DTN GRAINS 25 SOYBEAN MEAL MAY 96 CONTRACT HIGH: 255.5 LOW: 181.5



DTN GRAINS 23 SOYBEANS MAY 96 CONTRACT HIGH: 8.060 LOW: 6.020



LIVE CATTLE				FEEDER CATTLE				LIVE HOGS						
HIGH	LOW	LAST	CHG	HIGH	LOW	LAST	CHG	HIGH	LOW	LAST	CHG			
APR	6055	5985	5985*	-150	APR	5350	5180	5260*	-60	APR	5470	5350	5445* -17	
JUN	6150	5972	6100*	-22	MAY	5390	5245	5317*	-77	JUN	5880	5742	5832* -60	
AUG	6277	6130	6227*	+17	AUG	5580	5425	5520*	-55	JUL	5575	5435	5552* -32	
OCT	6465	6335	6415*	-5	SEP	5615	5460	5590*	-20	AUG	5130	4985	5075* -57	
DEC	6320	6230	6272*	0	OCT	5695	5510	5670*	+10	OCT	4835	4690	4735*-105	
FEB	6355	6270	6317*	+5	NOV	5780	5630	5775*	0	DEC	4965	4840	4907* -55	
APR	6495	6435	6470*	-15	JAN	5885	5790	5855*	-5	FEB	7285	7170	7180* -20	
JUN					MAR	5900	5790	5855*	-17	APR	7030	6920	6952* +42	
SWISS FRANC				CANADIAN DOLLAR				PORK BELLIES						
JUN	8280	8237	8246*	-42	JUN	7387	7373	7376*	-3	MAY	7740	7497	7497*-200	
SEP	8350	8313	8322*	-41	SEP	7387	7378	7378*	-3	JUL	7730	7457	7457*-200	
DEC	8400	8395	8399*	-41	DEC	7391	7379	7379*	-3	AUG	7510	7200	7212*-180	
BRITISH POUND				US DOLLAR INDEX				FEB				7160	6897	6897* -62
JUN	15130	15066	15114*	-16	JUN	8738	8738	8740a	-5	MAR	7150	7000	7000* +40	
SEP	15120	15060	15100*	-12	SEP	8750	8750	8742*	+14	MAY	7275	7080	7275*+195	
DEC	15100	15050	15086*	-8										