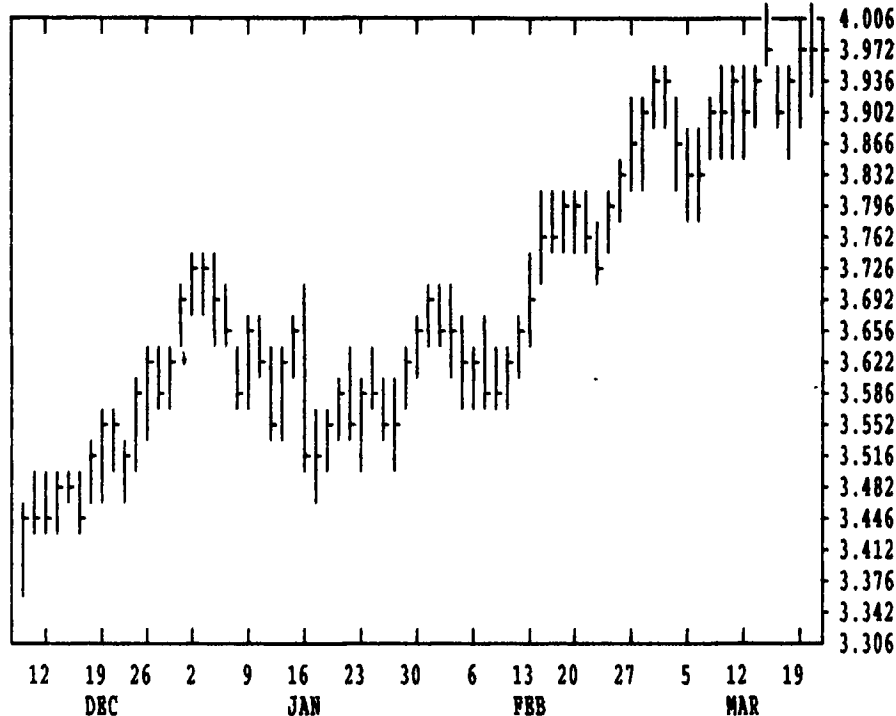


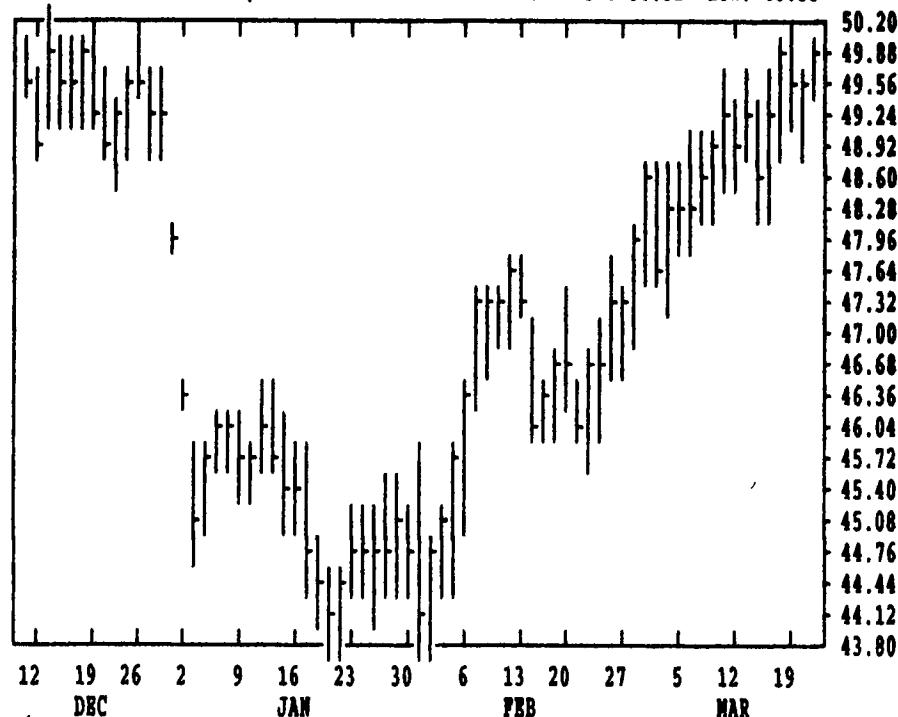
GRAIN, CATTLE AND HOG FUTURES MARKETS

(Closing bids: Thursday, March 21, 1996)

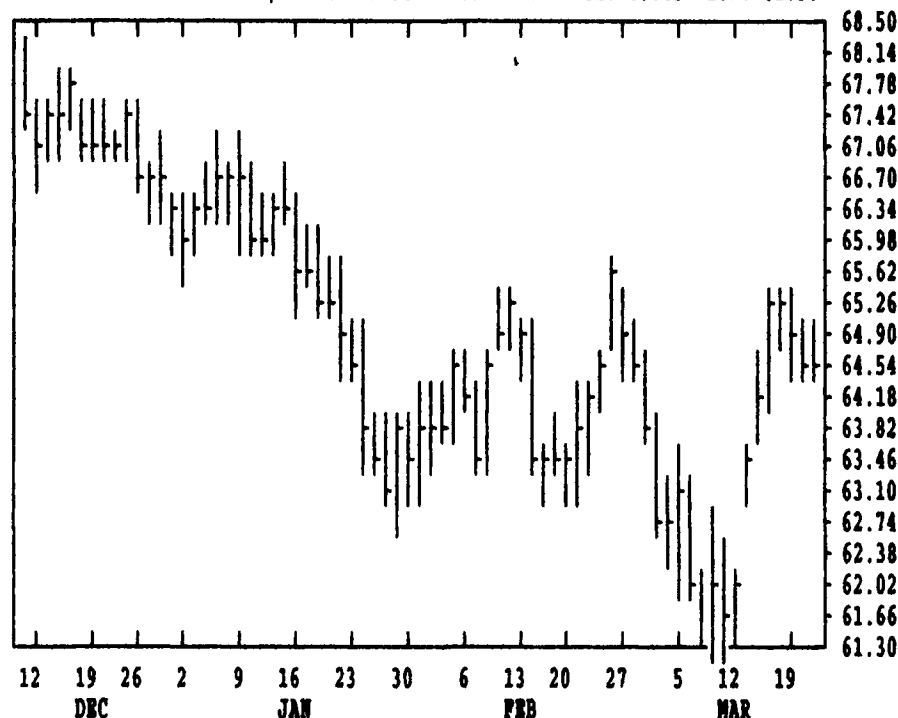
DTN GRAINS 18 CORN MAR 96 CONTRACT HIGH: 4.016 LOW: 2.494



DTN LIVESTOCK 18 HOGS, LIVE APR 96 CONTRACT HIGH: 50.32 LOW: 40.55



DTN LIVESTOCK 19 CATTLE, LIVE APR 96 CONTRACT HIGH: 68.45 LOW: 61.30

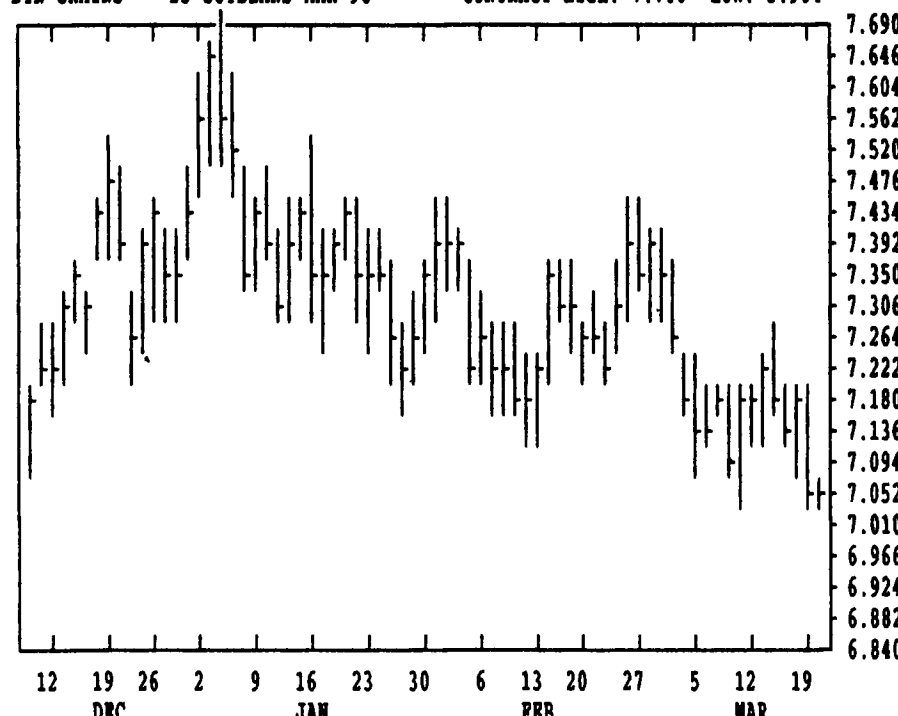


DTN FUTURES 14 03/21/96		TECHNICAL POINTS					SLOW STOCHASTIC			
PRICES ARE DECIMAL		MOVING AVERAGES			RSI'S		5 DAY		20 DAY	
CONTRACT	CLOSE	4-DAY	9-DAY	18-DAY	45-DAY	9DAY	14DAY	30DAY	%K	%D
WHEAT JUL	446.50	445.62	447.83	454.46	449.79	43.0	45.5	50.2	60	40
KCWHT MAY	493.25	491.69	497.19	504.67	496.64	39.2	43.7	50.0	33	22
CORN MAY	387.75	386.50	387.17	386.51	377.09	56.3	57.4	59.0	52	40
CORN JUL	375.50	375.06	377.03	377.90	370.82	47.7	51.0	55.4	40	31
BEANS MAY	721.75	720.50	724.75	729.81	735.74	41.8	42.8	47.0	22	22
BEANS JUL	729.50	728.50	732.47	738.06	742.18	41.6	42.9	47.5	23	22
CATTLE APR	64.60	64.86	64.07	63.60	64.04	57.2	54.2	50.1	60	80
CATTLE JUN	63.95	64.12	63.95	63.45	62.55	57.4	57.8	56.0	32	60
HOGS APR	49.83	49.78	49.43	48.87	47.08	66.6	64.7	57.0	80	84
HOGS JUN	54.45	53.99	53.67	53.52	52.13	66.9	63.5	57.8	88	79

CORN				CHICAGO WHEAT				K.C. WHEAT						
	HIGH	LOW	LAST	CHG		HIGH	LOW	LAST	CHG		HIGH	LOW	LAST	CHG
MAY	3884	3846	3876*	+6	MAY	4824	4744	4806*	-2	MAY	4950	4900	4932*	-2
JULY	3770	3740	3754*	-6	JULY	4486	4434	4464*	-34	JULY	4740	4694	4722*	-22
SEP	3272	3250	3250*	-10	SEP	4520	4470	4500*	-22	SEP	4700	4660	4670*	-30
DEC	3150	3122	3124*	-12	DEC	4614	4580	4606*	-22	DEC	4740	4710	4732*	-6
MAR	3202	3174	3176*	-12	MAR	4630	4610	4620*	-20	MAR	4720	4710	4710*	-10
MAY	3224	3204	3204*	-12	MAY					MAY				
JULY	3222	3200	3200*	-12						JULY	4930	4894	4914*	-20
SEP					MAY	2304	2276	2292*	-4	JULY	4750	4720	4740*	-20
DEC	2900	2882	2890*	-6	JULY	2306	2272	2284*	0	SEP	4560	4540	4550*	-4
					SEP	1952	1936	1950*	+10	DEC	4624	4604	4610*	0

LIVE CATTLE				FEEDER CATTLE				LIVE HOGS						
	HIGH	LOW	LAST	CHG		HIGH	LOW	LAST	CHG		HIGH	LOW	LAST	CHG
APR	6482	6447	6460*	-2	MAR	5670	5657	5665*	-10	APR	4995	4955	4982*	+20
JUN	6425	6380	6395*	+5	APR	5792	5762	5775*	-15	JUN	5450	5370	5445*	+67
AUG	6320	6295	6305*	-2	MAY	5900	5860	5885*	0	JULY	5230	5180	5202*	+10
OCT	6400	6385	6392*	0	AUG	5952	5925	5950*	+12	AUG	4942	4905	4930*	+12
DEC	6315	6282	6307*	+25	SEP	5957	5935	5952*	-2	OCT	4580	4550	4560*	-5
FEB	6317	6290	6305*	+20	OCT	5985	5965	5965*	-7	DEC	4690	4670	4672*	+2
APR	6425	6400	6425*	+25	NOV	6080	6070	6080*	-5	FEB	6475	6445	6467*	+52
JUN					JAN	6095	6095	6095*	0	APR	6330	6302	6302*	+27

DTN GRAINS 23 SOYBEANS MAR 96 CONTRACT HIGH: 7.700 LOW: 5.904



DTN GRAINS 25 SOYBEAN MEAL MAR 96 CONTRACT HIGH: 244.8 LOW: 178.3

