

Corn Talk News RESEARCH UPDATE

CORN TALK NEWS
PENNSYLVANIA MASTER CORN GROWERS ASSOC., INC.



Burcucumber is a summer annual broadleaf weed that is related to the common garden cucumber. It is characterized by its pentagon-shaped leaves, long vines, and spiny seed clusters. It causes lots of problems for corn growers.

BATTLING BURCUCUMBER

David T. Messersmith
Penn State
Department of
Agronomy

Burcucumber is becoming a serious weed problem for Pennsylvania producers.

Originally found along streambanks and other damp, shady areas, burcucumber is beginning to aggressively invade river bottom and upland fields across the Northeast.

In Pennsylvania, burcucumber is most common in the southeast but is also found in scattered patches throughout the state.

Burcucumber is a summer annual broadleaf weed that is related to the common garden cucumber. It is characterized by its pentagon-shaped leaves, long vines, and spiny seed clusters. The individual seeds are flattened, 1/16 inch long, 1/32 inch wide (similar to a watermelon seed in size), and have a hard seed coat.

The hard seed coat contributes to the prolonged seed dormancy observed with burcu-



A chlorophyll meter is able to detect differences among corn plants that can be used to estimate nitrogen fertilizer needs.

cumber. This long dormancy means that fields currently infested with burcucumber will have a viable seed reservoir in the soil and a burcucumber problem for many years.

In Pennsylvania, burcucumber emerges from early May through mid August, although

plants emerging after mid July often do not produce viable seed. Vines of mature plants have been observed more than 20 feet in length spanning more than six corn rows. Because of this aggressive growth habit, burcucumber significantly

(Turn to Page 8)




EMHERR

BIG SAVINGS!

ON GRAIN BINS AND DRYERS

Early Order Discounts Now In Effect




- Weight-Tronix Feed Mill
- Bucket Elevators
- Feed Bins
- Air Drying Systems
- Transport Augers
- Stirring Systems
- Wet Tanks
- Grain Dryers
- Grain Bins
- Parts & Motors

GSI FEED BINS




2 Ton To 165 Ton Capacities
Rigid Auger Systems
4", 6" And 8"
Flex Auger Systems
In 2", 3", 3 1/2" And 5" Also Available



• Used PTO Batch Dryers

• Used Automatic Batch Dryers



ARSTREAM

GSI

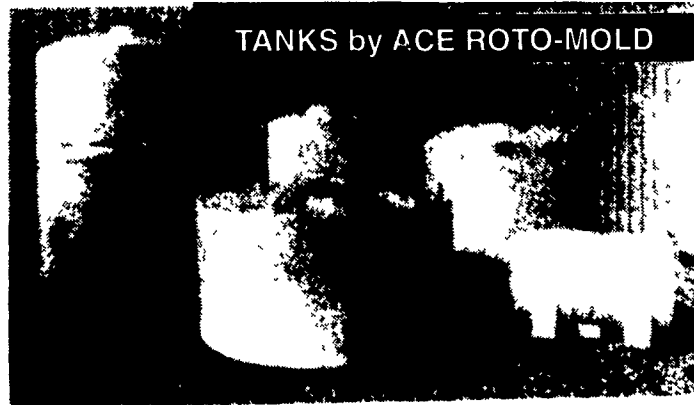
AUTOMATIC PATCH OR CONTINUOUS FLOW GRAIN DRYERS

EMHERR
EQUIPMENT, INC.


Serving The Industry For Over 35 Years

★ Full Line Parts Dept. ★ Sell, Service & Install
Rt. 272 South - 14 Herrville Rd.
Willow Street, PA 17584
Ph: 717-464-3321 or
Toll Free 800-732-0053
Store Hours: Mon.-Sat. 7:30 AM to 8:00 PM


Ag-Chem Covers All Your Spraying Needs From Parts to Short Line Equipment




TANKS by ACE ROTO-MOLD



FOAM MARKERS



TPH 250 SPRAYER



COMPLETE LINE OF PARTS

ag-chem
EQUIPMENT CO. INC.

Serving The Farming Industry For Over 30 Years.

1188 Enterprise Rd.
East Petersburg, PA 17520

CALL FOR MORE INFORMATION:

(717) 569-2610

FOR MORE INFORMATION CONTACT THE DEALER NEAREST YOU:

Plant Food Co.
Cranbury, NJ
609-448-0935

Delmar Grain
Delmar, DE
302-846-9567

Leinbach
Farm Supply
Shippensburg, PA
717-532-5511
1-800-346-2334

Stoltzfus
Morgantown, PA
215-286-5146

Messick Farm
Equip.
Elizabethtown, PA
717-653-8867