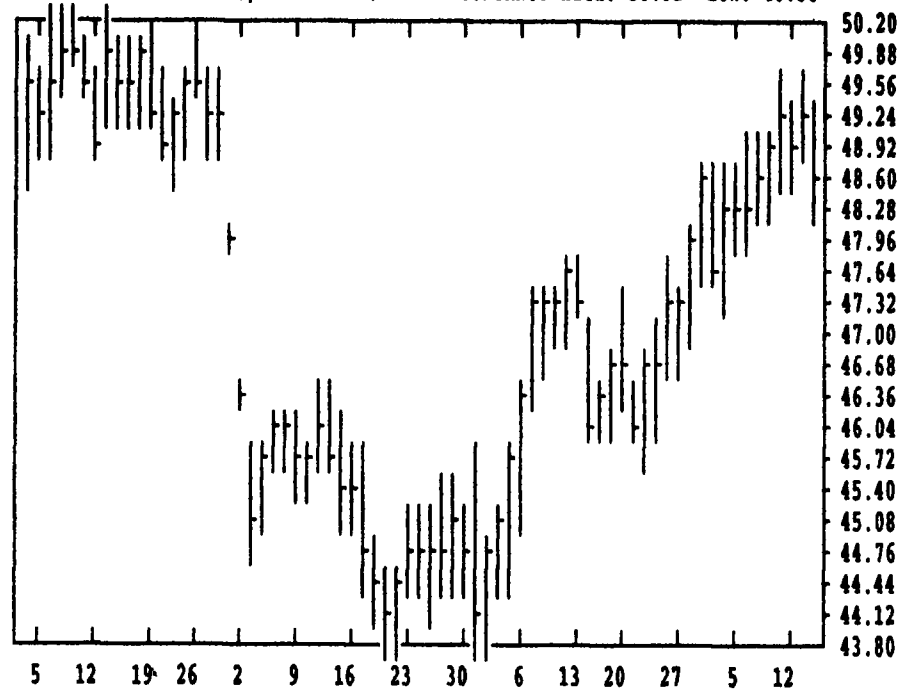
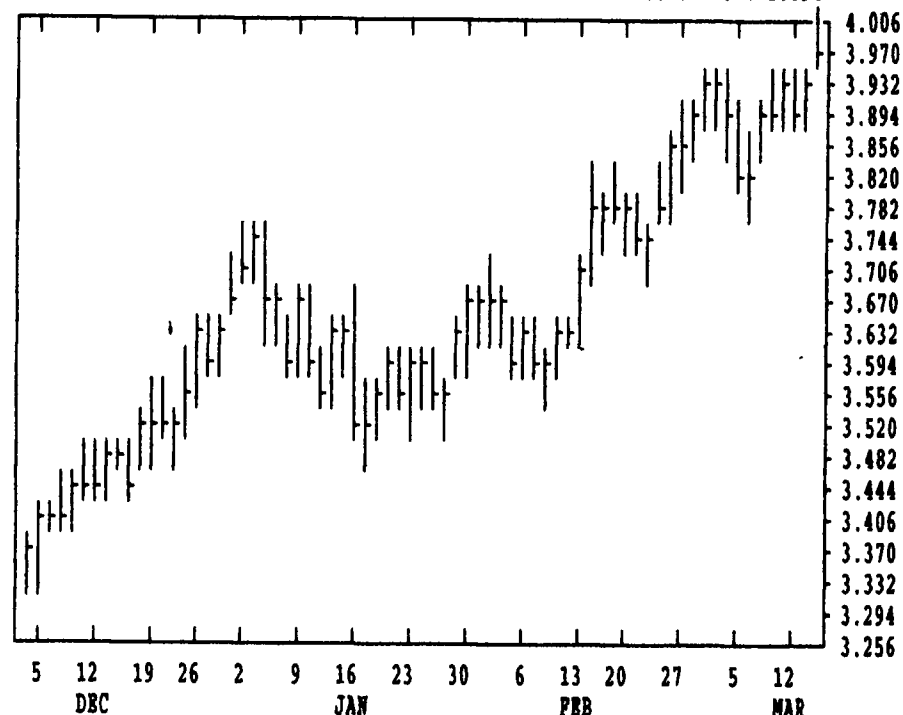


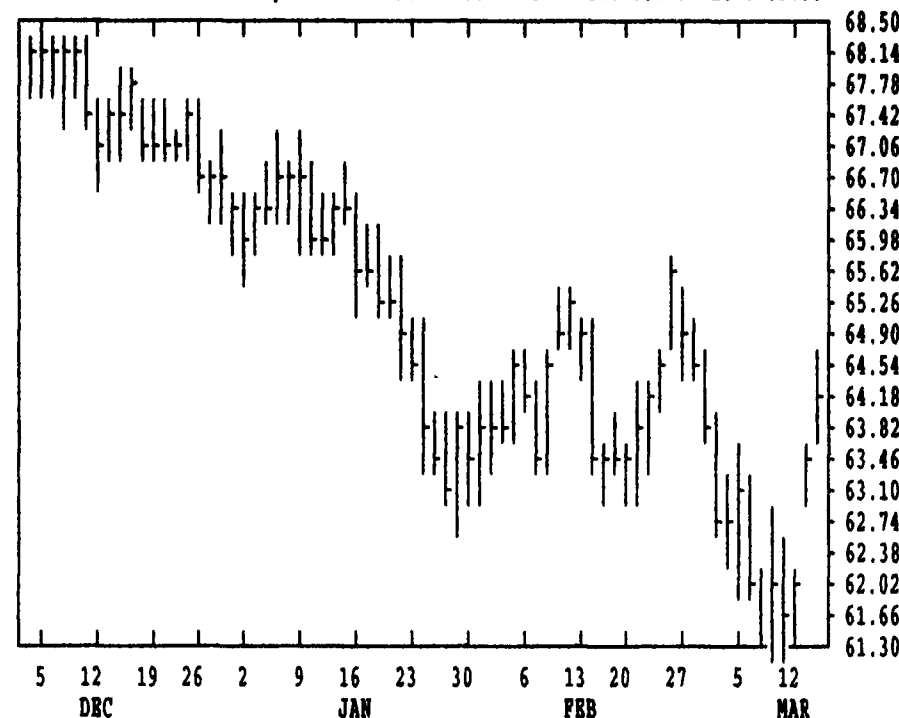
GRAIN, CATTLE AND HOG FUTURES MARKETS

(Closing bids: Thursday, March 14, 1996)

DTN GRAINS 18 CORN MAR 96 CONTRACT HIGH: 4.016 LOW: 2.494



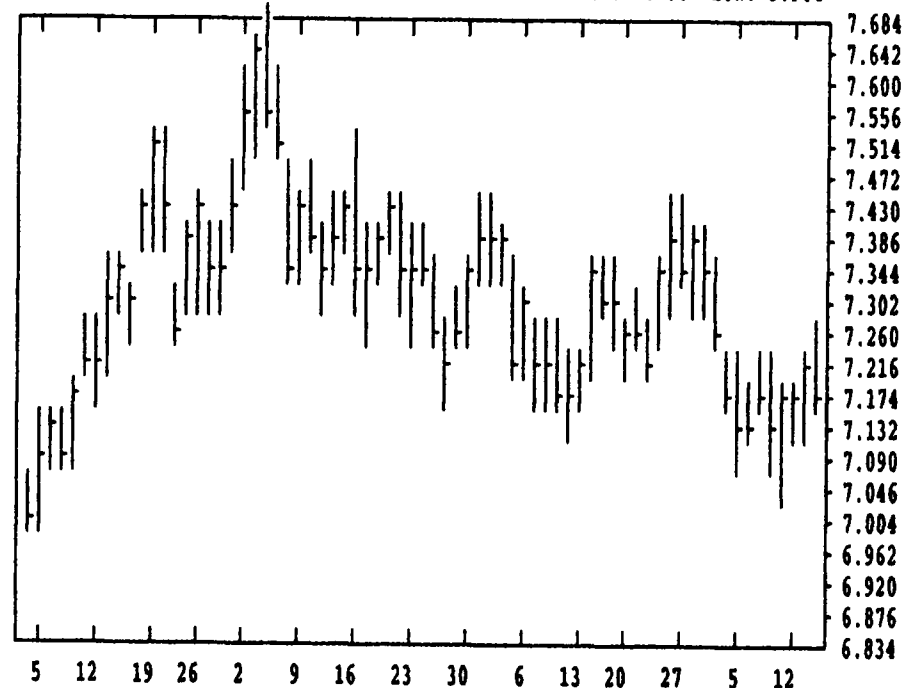
DTN LIVESTOCK 19 CATTLE, LIVE APR 96 CONTRACT HIGH: 68.45 LOW: 61.30



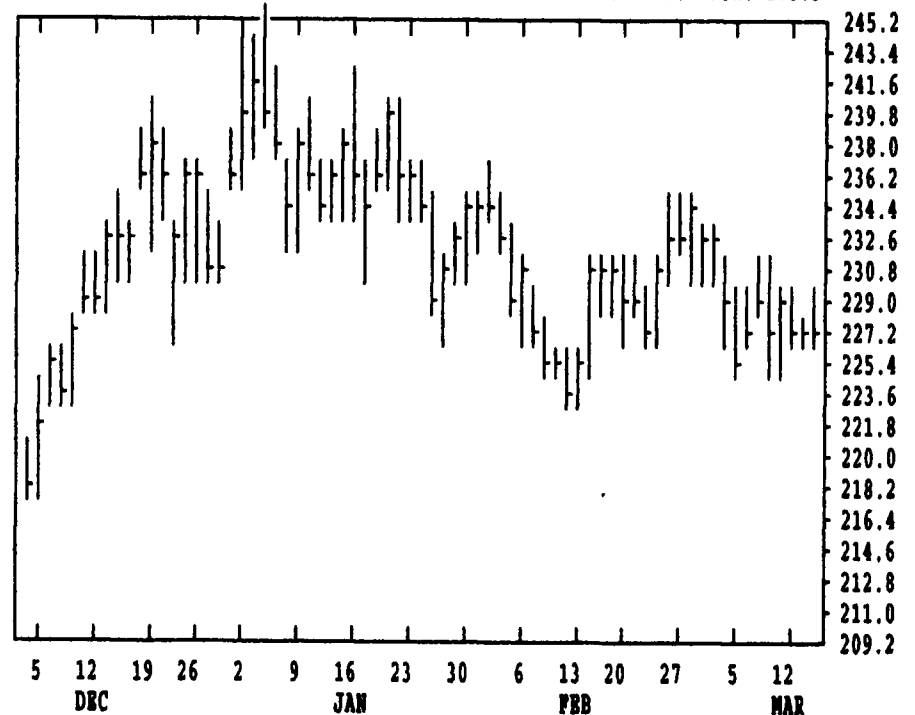
DTN FUTURES 14 03/14/96		TECHNICAL POINTS					SLOW STOCHASTIC			
PRICES ARE DECIMAL		MOVING AVERAGES			RSI'S		5 DAY		20 DAY	
CONTRACT	CLOSE	4-DAY	9-DAY	18-DAY	45-DAY	9DAY	14DAY	30DAY	%K	%D
WHEAT MAR	507.00	511.94	511.39	509.72	507.72	45.0	47.4	50.0	41	62
WHEAT JUL	448.75	451.75	456.03	457.21	447.63	38.8	45.0	51.4	15	26
KCWHT MAR	535.00	538.87	539.78	539.26	525.88	44.6	49.8	54.3	22	46
KCWHT MAY	500.00	504.37	508.44	507.35	493.87	39.5	46.8	53.1	11	22
MNWHET MAR	524.75	526.81	529.81	527.71	512.13	47.0	52.1	55.2	17	35
CORN MAR	397.75	394.37	390.64	387.85	373.33	69.4	67.4	64.5	80	86
CORN MAY	390.25	388.81	386.19	385.60	374.69	63.7	62.8	61.7	65	75
CORN JUL	379.75	379.94	378.31	378.54	369.23	57.0	58.2	59.3	52	66
OATS MAR	233.00	231.50	228.69	225.01	221.17	69.3	63.0	56.8	91	93
BEANS MAR	720.50	719.44	717.72	725.19	729.79	46.5	46.2	48.8	79	73
BEANS MAY	729.50	729.06	727.67	735.46	738.32	45.1	45.7	49.1	72	67
BEANS JUL	737.00	736.62	735.81	743.85	744.01	44.5	45.8	49.7	67	64
MEAL MAR	228.00	228.35	228.26	229.90	231.74	43.9	45.3	49.1	50	52
BNOIL MAR	24.10	23.83	23.69	23.94	24.10	60.0	52.7	46.5	78	75
CATTLE APR	64.40	62.97	62.64	63.44	64.18	59.9	54.8	49.6	86	59
CATTLE JUN	64.05	63.64	63.20	63.00	62.35	64.3	61.6	57.5	91	80
PCTL MAR	57.05	56.83	56.96	57.33	57.68	47.4	45.9	43.6	61	42
HOGS APR	48.60	49.06	48.79	48.05	46.65	56.3	57.9	52.7	57	72
HOGS JUN	52.88	53.40	53.45	53.01	51.87	47.1	51.1	51.6	47	54
PKBLS MAR	68.50	70.15	68.78	65.49	59.69	63.7	66.4	63.3	73	88

CORN				CHICAGO WHEAT				K.C. WHEAT			
MONTH	HIGH	LOW	LAST CHG	MONTH	HIGH	LOW	LAST CHG	MONTH	HIGH	LOW	LAST CHG
MAR	4016	3974	3976* +26	MAR	5220	5060	5070* -84	MAR	5420	5350	5350* -24
MAY	3946	3894	3902* +10	MAY	4904	4800	4804* -40	MAY	5084	4994	5000* -22
JUL	3840	3794	3796* 0	JUL	4530	4480	4486* +10	JUL	4840	4764	4770* -16
SEP	3324	3304	3306* +10	SEP	4564	4520	4524* +6	SEP	4810	4730	4732* -16
DEC	3190	3170	3174* +12	DEC	4672	4640	4642* +26	DEC	4840	4780	4790* 0
MAR	3240	3222	3224* +10	MAR	4694	4660	4660* +20	MINN WHEAT			
MAY	3260	3250	3254* +16	OATS				MAR	5290	5240	5246* +6
JUL	3260	3250	3250* +16	MAR	2342	2330	2330* +6	MAY	5020	4944	4950* -22
DEC	2922	2904	2920* +10	MAY	2376	2352	2354* -6	JUL	4814	4750	4750* -26
SOYBEANS				JUL	2362	2340	2340* 0	SEP	4620	4560	4562* -22
MAR	7266	7200	7204* -6	SEP	1970	1960	1950* -12	DEC	4680	4620	4620* -20
MAY	7370	7284	7294* -6	SOYBEAN MEAL				SOYBEAN OIL			
JUL	7444	7360	7370* -6	MAR	2301	2275	2280* 0	MAR	2420	2400	2410* +24
AUG	7444	7364	7372* -6	MAY	2344	2310	2311* -12	MAY	2458	2436	2443* +25
SEP	7364	7310	7294* +12	JUL	2376	2338	2340* -13	JUL	2492	2472	2480* +25
NOV	7324	7270	7280* +26	AUG	2376	2343	2347* -8	AUG	2500	2490	2496* +26
JAN	7384	7330	7334* +24	SEP	2365	2351	2340* -5	SEP	2518	2508	2515* +27
MAR	7440	7390	7394* +20	OCT	2334	2315	2315* -3	OCT	2535	2522	2526* +25
JUL	7494	7450	7456* +26	DEC	2337	2315	2317* -3	DEC	2565	2545	2552* +21
NOV	6970	6950	6950* +10	JAN	2325	2321	2321* -4	JAN	2535	2535	2557* +20

DTN GRAINS 23 SOYBEANS MAR 96 CONTRACT HIGH: 7.700 LOW: 5.904



DTN GRAINS 25 SOYBEAN MEAL MAR 96 CONTRACT HIGH: 244.8 LOW: 178.3



LIVE CATTLE				FEDER CATTLE				LIVE HOGS			
MONTH	HIGH	LOW	LAST CHG	MONTH	HIGH	LOW	LAST CHG	MONTH	HIGH	LOW	LAST CHG
APR	6452	6395	6440* +72	MAR	5720	5695	5705* -17	APR	4930	4830	4860* -60
JUN	6445	6385	6405* -25	APR	5785	5745	5747* -37	JUN	5387	5282	5287* -100
AUG	6342	6285	6290* -47	MAY	5842	5790	5802* -40	JUL	5087	5015	5035* -52
OCT	6395	6352	6372* -20	AUG	5910	5845	5847* -62	AUG	4875	4825	4835* -40
DEC	6270	6245	6252* -17	SEP	5912	5860	5870* -42	OCT	4535	4495	4505* -12
FEB	6260	6240	6242* +2	OCT	5930	5880	5885* -35	DEC	4660	4612	4612* -22
APR	6365	6365	6377* 0	NOV	6025	5982	5995* -30	FEB	6430	6395	6402* -20
JUN				JAN	6010	5995	5995* -40	APR	6275	6252	6252* -27
SWISS FRANC				CANADIAN DOLLAR				PORK BELLIERS			
MAR	8436	8405	8419* 0	MAR	7318	7307	7312* +2	MAR	6990	6850	6850* -200
JUN	8512	8478	8494* 0	JUN	7320	7307	7313* +3	MAY	6920	6742	6742* -200
SEP	8581	8560	8568* 0	SEP	7315	7310	7312* +3	JUL	6587	6410	6410* -200