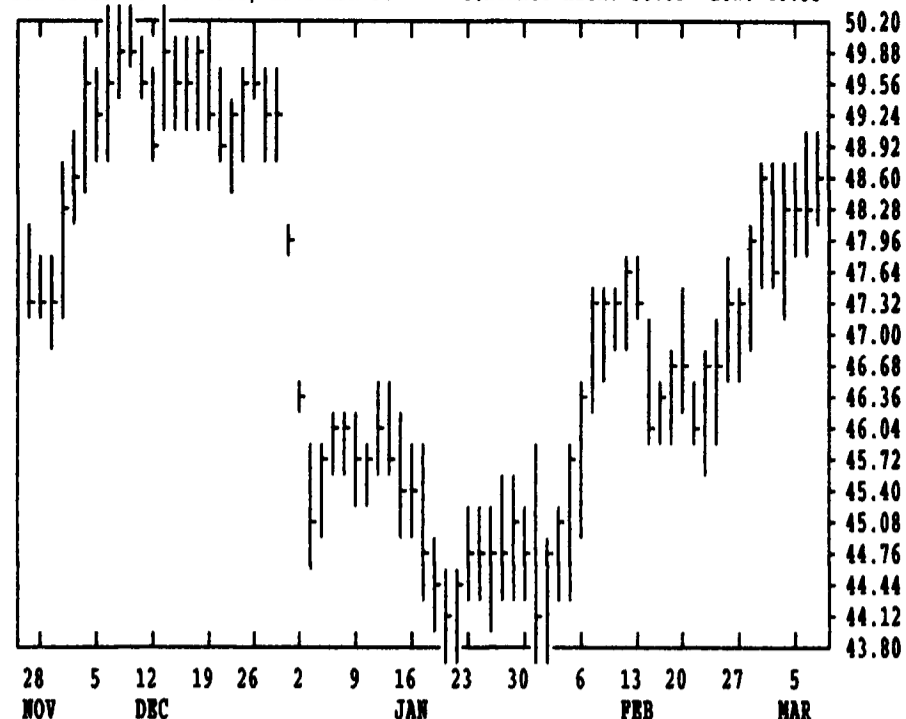
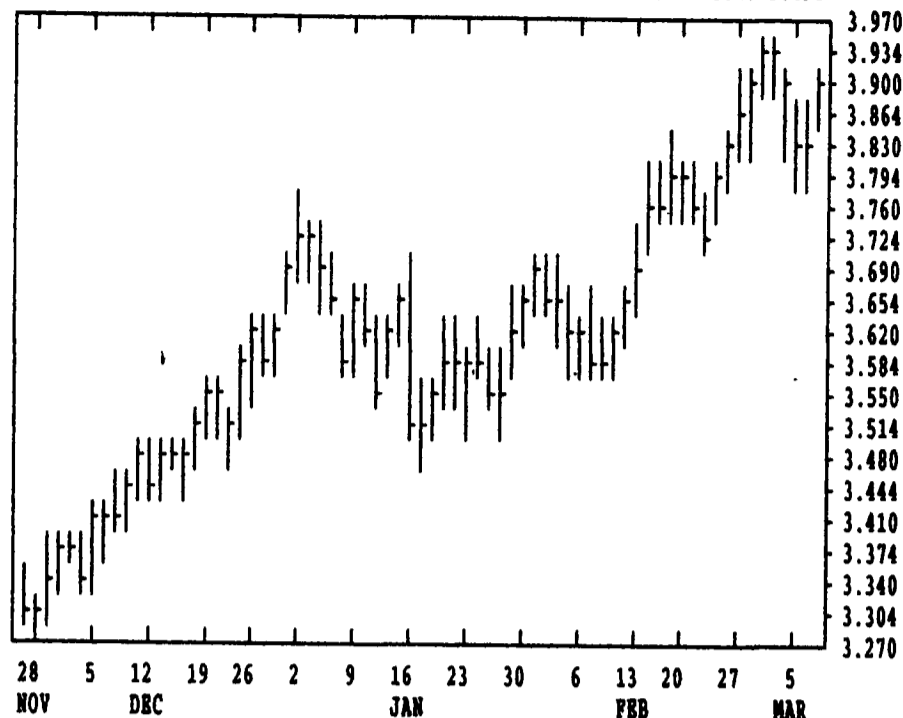


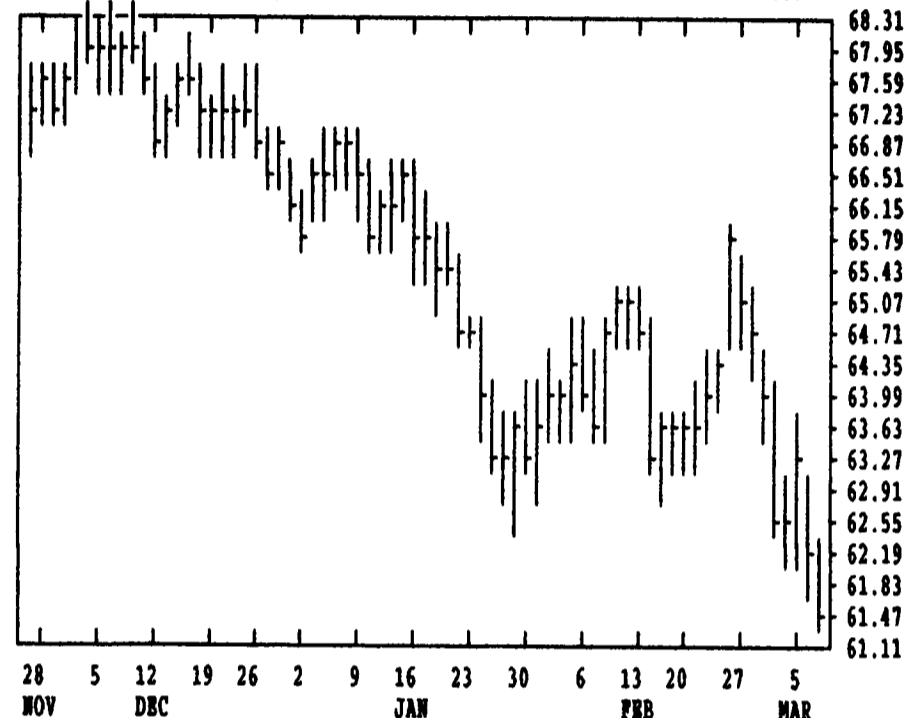
GRAIN, CATTLE AND HOG FUTURES MARKETS

(Closing bids: Thursday, March 7, 1996)

DTN GRAINS 18 CORN MAR 96 CONTRACT HIGH: 3.954 LOW: 2.494



DTN LIVESTOCK 19 CATTLE, LIVE APR 96 CONTRACT HIGH: 68.45 LOW: 61.47



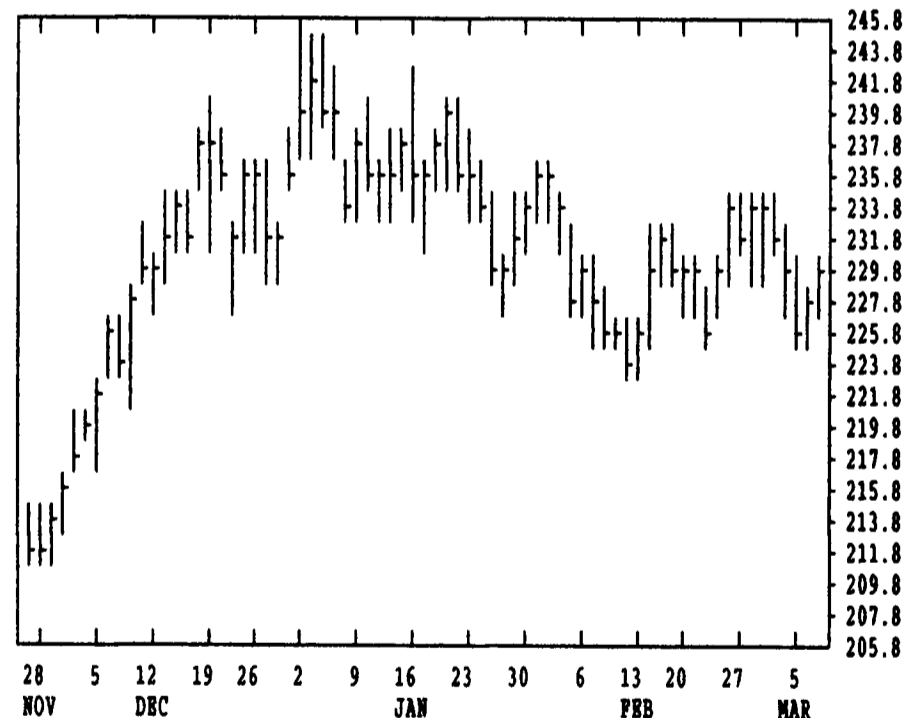
DTN FUTURES 14 03/07/96 TECHNICAL POINTS SLOW STOCHASTIC

CONTRACT	CLOSE	4-DAY	9-DAY	18-DAY	45-DAY	9DAY	14DAY	30DAY	%K	%D	%K	%D
WHEAT MAR	513.25	509.56	509.89	511.94	505.87	53.3	52.4	52.4	41	47	41	42
WHEAT JUL	459.50	459.44	461.39	458.60	445.86	52.8	54.6	56.2	29	41	63	74
KCWHT MAR	541.00	539.87	541.14	539.00	520.98	54.6	56.5	57.5	25	40	60	74
KCWHT MAY	511.75	511.75	511.50	507.53	490.19	56.9	58.4	58.9	30	50	77	89
MHWHT MAR	537.00	531.06	529.22	526.15	507.57	67.2	65.2	61.2	60	65	89	88
CORN MAR	390.75	386.56	388.81	382.50	370.38	63.7	63.6	62.5	31	34	79	88
CORN MAY	388.00	383.00	385.75	382.60	372.71	63.3	62.5	61.5	44	36	75	82
CORN JUL	380.25	376.12	378.92	376.31	367.94	61.0	60.7	60.4	48	39	71	79
OATS MAR	229.00	226.06	226.14	220.67	221.54	63.4	58.9	54.7	55	52	87	88
BRANS MAR	719.50	717.37	727.92	727.78	733.58	41.0	43.4	48.3	22	16	24	47
BRANS MAY	730.25	727.56	738.22	738.10	741.62	42.2	44.5	49.2	23	16	23	45
BRANS JUL	739.00	736.19	747.08	746.39	746.64	42.9	45.6	50.4	25	17	23	45
MEAL MAR	229.40	228.37	231.13	230.07	232.96	46.8	47.3	50.4	24	20	50	64
BMOIL MAR	23.68	23.56	23.81	24.10	24.22	38.4	39.4	41.0	34	22	14	13
CATTLE APR	61.53	62.41	63.53	63.80	64.61	28.8	32.8	36.9	15	16	8	26
CATTLE JUN	62.38	62.86	63.05	62.63	62.27	45.4	48.1	49.2	53	52	53	65
FCTL MAR	56.50	57.16	57.54	57.56	57.89	35.9	39.1	40.2	28	31	27	41
HOGS APR	48.75	48.50	48.15	47.45	46.29	66.9	63.3	54.0	74	75	88	91
HOGS JUN	53.55	53.52	53.31	52.62	51.64	62.5	60.3	55.5	61	67	86	90
PKBLS MAR	68.40	67.11	64.79	62.61	57.98	81.3	76.2	66.5	90	91	97	96

CORN				CHICAGO WHEAT				K.C. WHEAT			
	HIGH	LOW	LAST CHG		HIGH	LOW	LAST CHG		HIGH	LOW	LAST CHG
MAR	3910	3860	3906* +76	MAR	5140	5054	5132* +100	MAR	5450	5350	5410* +70
MAY	3884	3840	3880* +70	MAY	4970	4900	4950* +70	MAY	5124	5080	5116* +60
JLY	3806	3764	3802* +56	JLY	4620	4574	4594* +54	JLY	4914	4870	4910* +74
SEP	3302	3270	3296* +46	SEP	4640	4596	4634* +60	SEP	4864	4810	4862* +80
DEC	3170	3142	3166* +40	DEC	4754	4722	4742* +60	DEC	4900	4864	4900* +60
MAR	3216	3194	3216* +40	MAR	4760	4740	4760* +64	MINN WHEAT			
MAY	3242	3224	3240* +40	OATS				MAR	5370	5296	5370* +104
JLY	3236	3220	3234* +36	MAR	2294	2276	2290* +30	MAY	5050	4990	5050* +76
DEC	2910	2880	2910* +34	MAY	2334	2306	2332* +44	JLY	4870	4822	4846* +52
SOYBEANS				JLY	2310	2286	2306* +40	SEP	4674	4630	4656* +40
MAR	7206	7174	7194* +34	SEP	1974	1950	1960* +14	DEC	4740	4700	4740* +62
MAY	7316	7274	7302* +36	SOYBEAN MEAL				SOYBEAN OIL			
JLY	7404	7360	7390* +32	MAR	2307	2287	2294* +12	MAR	2370	2358	2368* +6
AUG	7420	7384	7412* +42	MAY	2345	2320	2333* +17	MAY	2403	2388	2397* +5
SEP	7330	7304	7310* +32	JLY	2377	2352	2363* +16	JLY	2441	2426	2436* +6
NOV	7324	7280	7306* +52	AUG	2382	2360	2364* +11	AUG	2457	2446	2455* +5
JAN	7374	7340	7360* +42	SEP	2373	2362	2364* +16	SEP	2475	2465	2474* +5
MAR	7430	7400	7430* +54	OCT	2347	2320	2336* +21	OCT	2493	2485	2491* +5
JLY	7490	7464	7490* +52	DEC	2348	2320	2337* +21	DEC	2528	2513	2523* +5
NOV	6970	6930	6940* +6	JAN	2333	2305	2327* +21	JAN	2535	2525	2530* +4

LIVE CATTLE				FEEDER CATTLE				LIVE HOGS			
	HIGH	LOW	LAST CHG		HIGH	LOW	LAST CHG		HIGH	LOW	LAST CHG
APR	6212	6147	6152* -60	MAR	5700	5640	5650* -57	APR	4910	4822	4875* +25
JUN	6285	6205	6237* -57	APR	5707	5635	5640* -72	JUN	5395	5317	5355* +10
AUG	6227	6175	6190* -12	MAY	5725	5655	5665* -60	JLY	5182	5125	5140* -20
OCT	6342	6300	6327* +20	AUG	5807	5750	5767* -45	AUG	4965	4915	4920* -30
DEC	6250	6215	6247* +35	SEP	5830	5795	5805* -45	OCT	4595	4532	4537* -35
FEB	6255	6220	6247* +27	OCT	5860	5825	5830* -30	DEC	4700	4640	4647* -22
APR	6362	6362	6362* +17	NOV	5975	5920	5942* -47	FEB	6470	6425	6450* +5
JUN				JAN	5970	5940	5940* -50	APR	6320	6270	6300* -10
SWISS FRANC				CANADIAN DOLLAR				PORK BELLIES			
MAR	8345	8300	8341* +11	MAR	7299	7282	7283* -23	MAR	6847	6650	6840* +192
JUN	8418	8374	8414* +12	JUN	7299	7282	7283* -23	MAY	6865	6670	6830* +162
SEP	8482	8448	8482* +12	SEP	7297	7285	7281* -22	JLY	6520	6355	6510* +157

DTN GRAINS 25 SOYBEAN MEAL MAR 96 CONTRACT HIGH: 244.8 LOW: 178.3



DTN GRAINS 23 SOYBEANS MAR 96 CONTRACT HIGH: 7.700 LOW: 5.904

