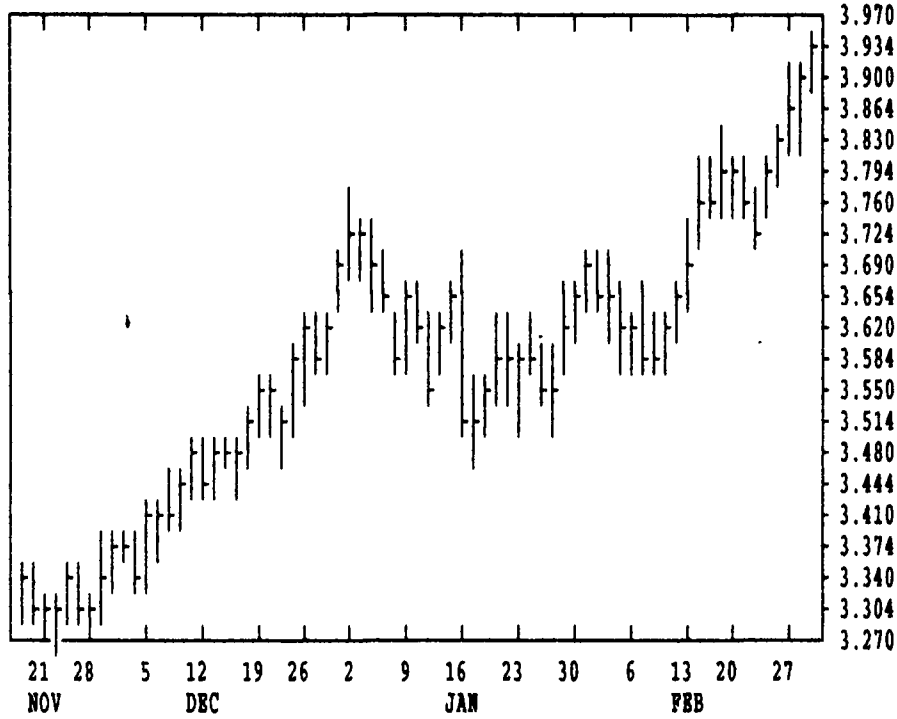


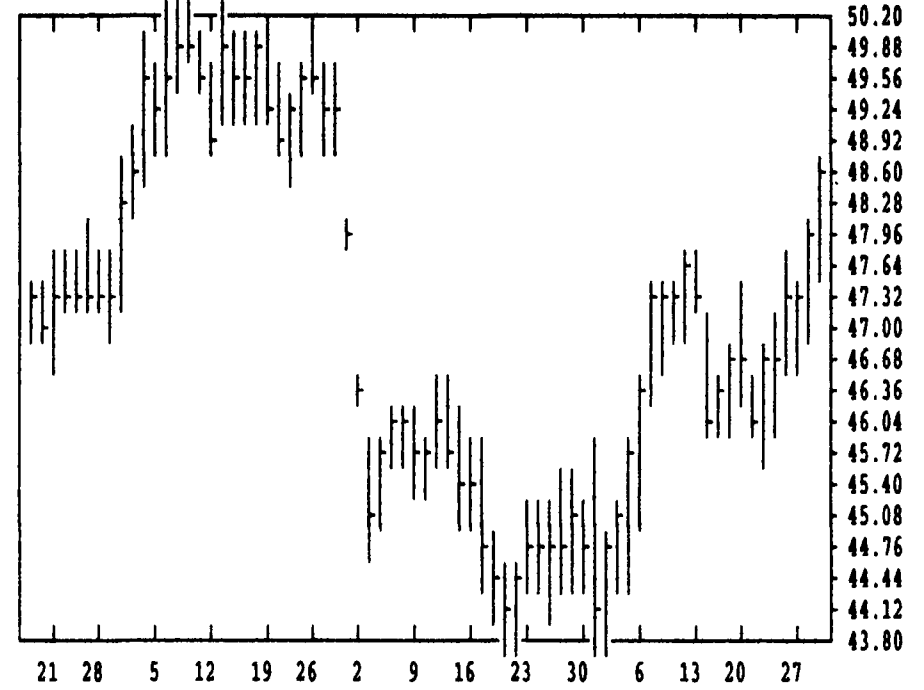
GRAIN, CATTLE AND HOG FUTURES MARKETS

(Closing bids: Thursday, February 29, 1996)

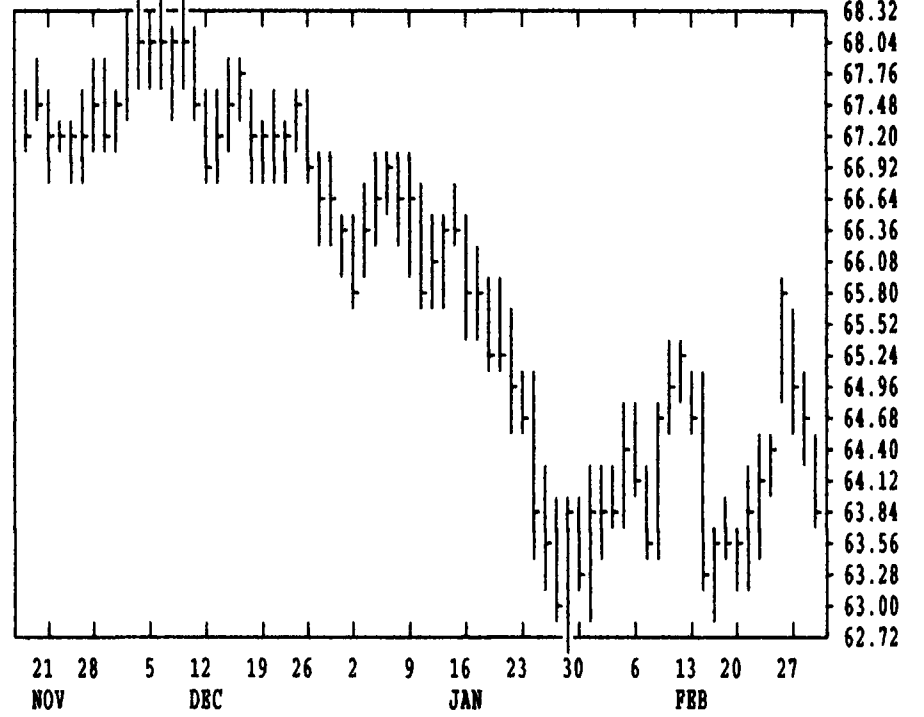
DTN GRAINS 18 CORN MAR 96 CONTRACT HIGH: 3.954 LOW: 2.494



DTN LIVESTOCK 18 HOGS, LIVE APR 96 CONTRACT HIGH: 50.32 LOW: 40.55

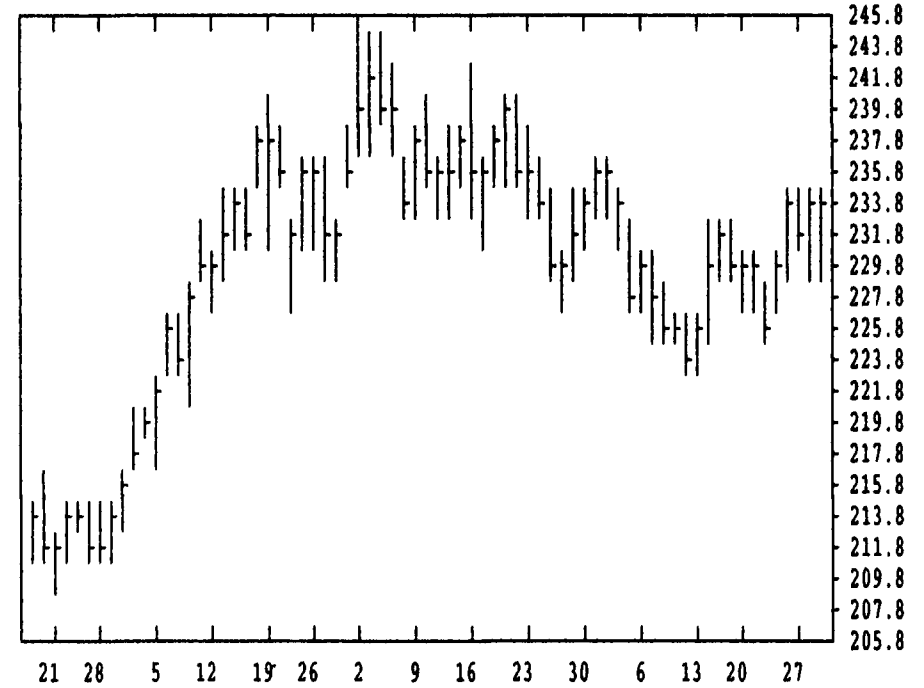


DTN LIVESTOCK 19 CATTLE, LIVE APR 96 CONTRACT HIGH: 68.45 LOW: 62.72

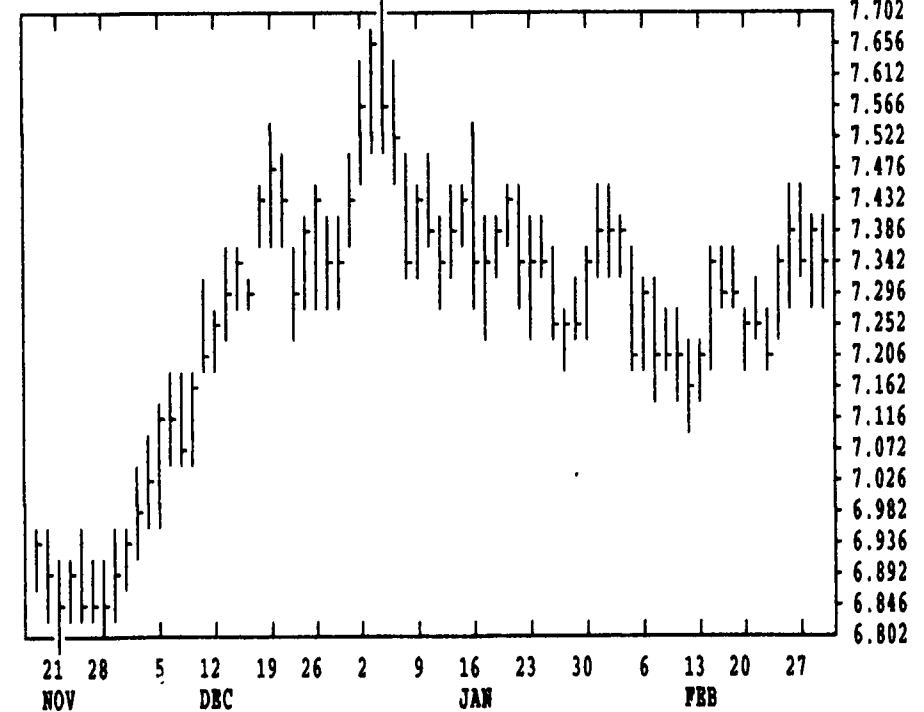


DTN FUTURES 14 02/29/96		TECHNICAL POINTS				SLOW STOCHASTIC						
PRICES ARE DECIMAL		MOVING AVERAGES				RSI'S						
CONTRACT	CLOSE	4-DAY	9-DAY	18-DAY	45-DAY	9DAY	14DAY	30DAY	%K	%D	%K	%D
WHEAT MAR	512.50	508.81	508.92	513.24	505.51	52.5	52.1	52.5	73	57	34	37
WHEAT JUL	461.75	462.81	457.83	456.28	443.54	59.3	59.2	58.5	75	77	80	75
KCWHT MAR	548.00	541.19	538.53	536.72	517.14	67.8	65.0	61.4	87	60	70	70
KCWHT MAY	512.00	509.81	505.47	504.03	486.36	65.2	63.7	61.2	91	83	87	80
MNWHT MAR	528.50	525.94	524.58	519.79	503.65	65.5	63.6	59.8	74	57	80	81
CORN MAR	395.00	389.94	383.58	375.21	367.94	81.0	74.7	67.6	93	91	96	90
CORN MAY	389.25	388.25	384.56	377.54	371.04	73.8	69.1	64.7	81	83	93	89
CORN JUL	382.00	381.62	378.42	372.29	366.72	70.2	66.9	63.6	80	83	93	91
OATS MAR	229.00	225.62	220.22	216.36	223.26	67.9	60.6	55.1	93	92	81	62
BEANS MAR	735.00	738.37	732.86	728.90	736.16	53.2	52.2	52.9	68	78	79	63
BEANS MAY	745.00	748.87	743.47	738.92	743.51	53.4	53.0	53.8	62	74	78	66
BEANS JUL	754.00	758.19	752.00	746.60	747.63	55.6	55.2	55.5	66	77	82	77
MEAL MAR	233.60	233.57	231.41	229.69	233.66	57.4	54.3	54.1	82	83	75	57
BNOIL MAR	23.80	24.14	24.26	24.28	24.43	32.3	37.2	40.5	5	37	36	53
CATTLE APR	63.93	64.85	64.33	64.35	65.06	43.8	44.4	43.9	43	67	65	62
CATTLE JUN	63.18	63.41	62.72	62.48	62.23	61.9	59.5	54.8	70	80	86	81
FCTL MAR	57.65	58.03	57.65	57.78	58.34	47.6	46.6	43.6	46	67	61	56
HOGS APR	48.55	47.89	47.19	47.03	46.31	72.2	65.5	53.6	96	91	91	80
HOGS JUN	53.73	53.15	52.46	52.23	51.69	73.2	66.0	57.6	91	88	93	83
PKBLS MAR	62.53	61.59	60.70	58.57	56.88	73.1	67.8	59.5	86	84	94	92

DTN GRAINS 25 SOYBEAN MEAL MAR 96 CONTRACT HIGH: 244.8 LOW: 178.3



DTN GRAINS 23 SOYBEANS MAR 96 CONTRACT HIGH: 7.700 LOW: 5.904



CORN				CHICAGO WHEAT				K.C. WHEAT						
HIGH	LOW	LAST	CHG	HIGH	LOW	LAST	CHG	HIGH	LOW	LAST	CHG			
MAR	3954	3894	3950*	+32	MAR	5130	5050	5124*	+44	MAR	5480	5370	5480*	+36
MAY	3904	3840	3892*	0	MAY	5030	4910	5014*	+52	MAY	5124	5044	5120*	+10
JLY	3830	3782	3820*	-4	JLY	4650	4562	4616*	-22	JLY	4910	4832	4892*	+6
SEP	3332	3272	3302*	-30	SEP	4664	4580	4634*	-30	SEP	4824	4770	4804*	+4
DEC	3182	3124	3152*	-24	DEC	4760	4684	4736*	-16	DEC	4870	4814	4850*	+4
MAR	3232	3184	3202*	-24	MAR	4750	4710	4734*	-14	MINN WHEAT				
MAY	3230	3210	3224*	-20	OATS				MAR	5300	5220	5284*	+14	
JLY	3234	3210	3220*	-24	MAR	2290	2226	2290*	-6	MAY	5020	4956	5016*	+12
DEC	2920	2890	2912*	-10	MAY	2336	2264	2334*	+4	JLY	4844	4790	4840*	+30
SOYBEANS				JLY	2314	2254	2312*	+2	SEP	4630	4594	4620*	+4	
MAR	7390	7302	7350*	-46	SEP	1950	1914	1950*	-4	DEC	4690	4660	4670*	+6
MAY	7500	7400	7450*	-54	SOYBEAN MEAL				SOYBEAN OIL					
JLY	7590	7490	7540*	-54	MAR	2338	2308	2336*	-9	MAR	2414	2378	2380*	-21
AUG	7590	7510	7540*	-62	MAY	2385	2354	2380*	-9	MAY	2456	2417	2418*	-27
SEP	7500	7410	7422*	-46	JLY	2420	2390	2415*	-5	JLY	2492	2457	2458*	-29
NOV	7460	7360	7374*	-40	AUG	2422	2400	2420*	0	AUG	2509	2475	2476*	-29
JAN	7504	7424	7432*	-36	SEP	2420	2393	2410*	-7	SEP	2528	2495	2495*	-26
MAR	7534	7500	7500*	-40	OCT	2370	2346	2361*	0	OCT	2545	2515	2515*	-25
JLY	7600	7550	7554*	-40	DEC	2368	2345	2362*	-1	DEC	2578	2545	2545*	-30
NOV	6930	6880	6884*	-20	JAN	2370	2360	2370*	-3	JAN	2616	2600	2553*	-30

LIVE CATTLE				FEEDER CATTLE				LIVE HOGS						
HIGH	LOW	LAST	CHG	HIGH	LOW	LAST	CHG	HIGH	LOW	LAST	CHG			
APR	6445	6380	6392*	-72	MAR	5815	5752	5765*	-27	APR	4860	4780	4855*	+50
JUN	6347	6302	6317*	-22	APR	5810	5730	5752*	-22	JUN	5380	5290	5372*	+65
AUG	6275	6230	6232*	-35	MAY	5795	5725	5727*	-32	JLY	5185	5130	5177*	+17
OCT	6317	6295	6302*	-20	AUG	5805	5745	5775*	-5	AUG	4980	4910	4967*	+32
DEC	6225	6202	6202*	-25	SEP	5815	5760	5795*	-5	OCT	4585	4545	4582*	+22
FEB	6230	6202	6205*	-20	OCT	5830	5790	5805*	-5	DEC	4690	4650	4670*	0
APR	6347	6327	6327*	-12	NOV	5925	5900	5910*	-10	FEB	6490	6440	6055*	+20
JUN					JAN	5920	5900	5907*	-12	APR	6302	6250	6302*	+47
SWISS FRANC				CANADIAN DOLLAR				PORK BELLIES						
MAR	8375	8316	8344*	-38	MAR	7298	7281	7290*	+26	MAR	6350	6190	6350*	+200
JUN	8448	8388	8417*	-39	JUN	7297	7281	7289*	+26	MAY	6420	6260	6420*	+200
SEP	8494	8470	8488*	-39	SEP	7290	7285	7284*	+26	JLY	6210	6055	6210*	+147